

# APPROVED

Mar 20 2025

## BOARD OF RECREATION AND PARK COMMISSIONERS

**BOARD REPORT**

NO. 25-044

DATE March 20, 2025

C.D. #

### BOARD OF RECREATION AND PARK COMMISSIONERS

SUBJECT: APPROVAL OF THE DEPARTMENT OF RECREATION AND PARKS FY2025-26 PROJECT PLAN BETWEEN THE CITY OF LOS ANGELES AND THE LOS ANGELES 2028 ORGANIZING COMMITTEE FOR THE 2028 OLYMPIC AND PARALYMPIC GAMES FOR THE CITY'S YOUTH SPORTS PROGRAM PARTNERSHIP

B. Aguirre	<u>          </u>	M. Rudnick	<u>          </u>
B. Jones	<u>          </u>	C. Santo Domingo	<u>          </u>
*C. Stoneham	<u>C.S</u>	N. Williams	<u>          </u>

General Manager

Approved   X  

Disapproved           

Withdrawn           

### RECOMMENDATIONS

1. Approve the Department of Recreation and Parks (RAP) FY2025-26 Project Plan, as set forth in this Report's Attachment 1;
2. Authorize RAP to accept and receive a funding allocation from the Los Angeles Organizing Committee for the 2028 Olympic and Paralympic Games (LA 2028) in the amount of \$33,123,226, as outlined in the FY2025-26 Project Plan, attached hereto as Attachment 1, subject to approval of the City Council;
3. Direct RAP to transmit the FY2025-26 Project Plan to the City Council for consideration in conformance with the Youth Sports Agreement (YSA), attached hereto as Attachment 2;
4. Request the City Administrative Officer (CAO) to prepare Controller instructions, and/or make technical corrections or adjustments, that may be required and are consistent with the City Council and Mayoral action as necessary for the appropriation and expenditure of funds from the Youth Sport Partnership Fund (Fund No. 63K), up to the amounts approved for the FY2025-26 Project Plan, and previously approved annual project plans, in accordance with the Youth Sport Partnership Agreement (as amended), and authorize the Controller to implement those instructions; and
5. Authorize RAP staff to make technical changes to the FY2025-26 Project Plan as needed to carry out the intent of this Report.

## BOARD REPORT

PG. 2 NO. 25-044

### SUMMARY

On September 13, 2017, the International Olympic Committee (IOC) selected the City of Los Angeles to host the 2028 Olympic and Paralympic Games (2028 Games). Among the principles of the Host City Contract, entered into September 13, 2017, by and between the City, the IOC and the United States Olympic Committee (USOC), as well as the August 16, 2017 Memorandum of Understanding between the City, LA 2028 and the USOC regarding the organizing of the 2028 Games, LA 2028 committed to support youth sports programming, including funding up to \$160,000,000, to significantly enhance access to sport for the City's youth over the years leading up to the 2028 Games. The terms of this commitment were developed in collaboration with the City and ultimately memorialized in the Youth Sport Partnership Agreement (YSA) for the operation and development of the City's Youth Sports Program (YSP); such terms were subsequently amended in collaboration with the RAP as the overseeing entity of the City of Los Angeles' Youth & Adaptive Sports Program (PlayLA) to, among other things, clarify the operation and development of PlayLA and update the number of pre-qualified RAP locations.

The FY2025-26 YSP Project Plan (Attachment 1) reflects the total estimated enrollment of 229,540, with a total estimated cost of \$33,123,226.00.

Through the amended YSA, the City will use the provided funding to directly support and increase citywide youth participation in quality sport and fitness programming by removing financial barriers now and up to the 2028 Games.

PlayLA is structured to overcome barriers to participation, including considerations to achieve gender equity and to increase access and opportunities for all young people, particularly the economically disadvantaged and physically impaired and to ensure enduring health and wellness benefits for all communities in the City of Los Angeles.

### **YSA Terms and Conditions**

The YSA memorializes the following terms relating to PlayLA:

1. Grant funding received from LA 2028 will be used to subsidize and offset funding for youth sports and fitness classes or programs at designated recreation centers and or through signature programs or other non-profit or specialized sport and fitness partners, as well as for marketing and for the implementation of a safe sport program.
2. To access grant funds, RAP will develop an annual "YSP Project Plan," subject to the Board of Recreation and Park Commissioners (Board) and City Council approval, and submit each plan to LA 2028 to draw down the available youth sports funding.
3. RAP will submit annual YSP Project Plan requests to LA 2028, up to the cumulative amount of the total available grant funds available for such fiscal year, as follows:

## BOARD REPORT

PG. 3 NO. 25-044

- a. Participation Fees for Leagues and Classes: A majority of available funds may be used each fiscal year to offset the Direct Costs for participation in RAP operated, quality youth sports leagues & classes.
  - b. Signature Youth Programs: RAP may also use a targeted amount of funds each year to offset the direct and start-up costs of quality youth sport or fitness programs, and/or including adaptive sport activities.
4. RAP will enact and maintain minimum standards for safety maintenance, training and reporting under a collaboration with the U.S. Center for Safe Sport, in an amount not to exceed \$2,000,000.00, and within one year from the YSA's execution.
  5. Eligible participants for subsidies will be based on household income within ½ mile radius of that recreation center. Using current income data, 90 recreation centers and 37 pools are designated as pre-qualified. RAP also has 35 non-pre-qualified centers and 16 non pre-qualified pools. Participants at non-designated and pre-qualified sites will verify their eligibility by self-certifying household income. RAP will retain the right to adjust or modify any pre-designated and qualified recreation center as needed to meet operational, maintenance or income needs.
  6. RAP will commit to raising public awareness and engagement of the YSP by utilizing designated marketing funds to identify and create the YSP branding, marketing, and visual identity and to purchase multilingual advertising for each year of the YSP.
  7. RAP will submit an annual Project Plan with an estimated amount to identify subsidies for upcoming year registration in existing or signature programming for reimbursement and to be reconciled each subsequent year, while committing to a preference for Olympic or Adaptive Sports and to track participation and growth resulting from RAP's baseline participation numbers now and through 2028.

### **FY2025-26 PROJECT PLAN**

The FY2025-26 Project Plan identifies estimated subsidies for registration in existing recreational and aquatic programming as well as requested allocations for (i) supporting unique signature programming with a commitment to Olympic or Adaptive Sports, and (ii) tracking participation and growth resulting from RAP's baseline participation numbers starting in Summer 2021 through 2028.

The requested amount of \$33,123,226 will be used for RAP's 2025-26 fiscal year, to be apportioned as follows:

- a. \$23,075,076 to support recreational leagues and classes at 90 prequalified sites and available eligible participants at the City's 35 non-prequalified sites (Attachment 3). Eligible participants are those who self attest in meeting the Low-Income Limit established by the United States Department of Housing and Urban Development (HUD) for three-member families in the Los Angeles-Long Beach-

## BOARD REPORT

PG. 4 NO. 25-044

Glendale, California HUD Metro Fair Market Rent Area, \$90,850 as of June 1, 2023. It also includes the introduction of a basketball development program, cricket, and pickleball as pilot programs detailed in the YSP Project Plan narrative (Attachment 1c).

- b. \$4,808,063 to support Aquatics Swim Classes at RAP's 37 prequalified aquatic sites and available to eligible participants at the City's remaining 16 non-prequalified aquatic sites (Attachment 1) as well as the surfing program.
- c. \$4,061,587 to support Signature Youth Programs in aquatics, sports & fitness, and adaptive sports (Attachment 1).
- d. \$1,178,500 to support RAP's safe sport programming, marketing for non-adaptive sports, marketing for adaptive sports, printing, and media buys (Attachment 1).

Using FY2018-19 as our baseline, RAP had 148,274 youth participant enrollments in YSP programs at recreation and aquatic sites during that fiscal year. RAP's projection for FY2025-26 is 229,540 youth participant enrollments.

### FISCAL IMPACT

Approval of the FY2025-26 Project Plan and acceptance of Grant funding from LA 2028 will have a positive impact on RAP's General Fund, resulting in cost savings to RAP in its operation and offering of subsidized youth sports and fitness programs Citywide.

This Report was prepared by Veronica Polanco, Chief Innovation Officer, Department of Recreation and Parks.

### LIST OF ATTACHMENTS/EXHIBITS

- 1) FY2025-26 Project Plan (Summary Level 1)
- 1a) FY2025-26 Project Plan (Summary Level 2 & Exhibit E)
- 1b) FY2025-26 Project Plan (Detailed)
- 1c) FY2025-26 YSP and Adaptive Sports Project Plan Narrative
- 2) Youth Sports Agreement (YSA)
- 2a) FY2025-26 Program Schedule
- 3) List of prequalified and non-prequalified Recreation Centers and Aquatic Facilities
- 4) FY 2025-26 RAP's Compliance Certification



# PROJECT PLAN

## YOUTH SPORT PARTNERSHIP



**TO:**  
**LA 2028**  
**ATTENTION: Reynold Hoover, Chief Executive Officer**  
**10900 Wilshire Blvd., Suite 700**  
**Los Angeles, CA 90024**

**DOCUMENT NO.:** LA28-006 Rev

**FISCAL YEAR:** 2025/2026

### Summary (Level 1)

		Enrollments	Costs \$
<b>Recreation Centers</b>			
<b>I. Current Programs</b>			
	Prequalified Sites (90)	167,175	\$ 22,344,100
	Non Prequalified Sites (35)	18,027	\$ 2,719,460
	<b>Less Baseline Funding</b>		
	Gen Fund (estimate)		\$ (1,717,202)
	GPLA (estimate)		\$ (863,500)
	Dodgers (estimate)		\$ (150,000)
<b>II. Pilot Programs</b>			
	1) Pickleball		\$ 20,000
	2) Cricket		\$ 30,000
	3) Basketball Development Program	200	\$ 500,000
<b>III. Legacy Signature Programs</b>			
	1) Marathon Training	3,800	\$ 47,802
	2) Equestrian	180	\$ 144,416
<b>Subtotal Recreation Centers</b>		<b>189,382</b>	<b>\$ 23,075,076</b>

<b>Aquatics</b>			
<b>I. Swim Lessons/Teams</b>			
	Prequalified Sites (37)	23,085	\$ 1,649,530
	Non Prequalified Sites (16)	5,969	\$ 351,934
	Extended Hours - Swim Lessons		\$ 603,204
	<b>Less Baseline Funding</b>		
	Gen Fund (estimate)		\$ (1,158,055)
	Kaiser		\$ (204,000)
	<b>Other Cost: Swim Lessons/Teams</b>		
	Personal Equipment - Swim Lessons		\$ 150,000
	Equipment		\$ 588,389
<b>II. Legacy Signature Programs</b>			
	1) Surfing	437	\$ 241,989
	2) USA Swim Team	3,000	\$ 2,585,072
<b>Subtotal Aquatics</b>		<b>32,491</b>	<b>\$ 4,808,063</b>

<b>Signature Youth Sports Programs</b>			
<b>I. Aquatics</b>			
	1) Inner Tube Water Polo	180	\$ 136,056
	2) Small Craft Sports: Kayak/Stand-Up Paddleboard	180	\$ 164,700
	3) Team SwimLA Surfing Team	100	\$ 99,888
	4) USA Water Polo Team	400	\$ 512,868
<b>II. Sports &amp; Fitness</b>			



# PROJECT PLAN

## YOUTH SPORT PARTNERSHIP



TO:  
**LA 2028**  
 ATTENTION: Reynold Hoover, Chief Executive Officer  
 10900 Wilshire Blvd., Suite 700  
 Los Angeles, CA 90024

DOCUMENT NO.: LA28-006 Rev  
 FISCAL YEAR: 2025/2026

### Summary (Level 1)

	Enrollments	Costs \$
1) Archery	1,360	\$ 304,200
2) Climbing	180	\$ 21,416
3) Fencing	400	\$ 64,200
4) Community School Parks (CSP)	1,200	\$ 225,200
5) Soccer Development Program	2,400	\$ 1,488,038
6) Certifications	-	\$ 50,000
<b>III. Adaptive Sports</b>		
1) Adaptive Archery	49	\$45,000
2) Adaptive Athletics	22	\$35,000
3) Adaptive Kayaking	49	\$87,504
4) Adaptive Skateboarding	55	\$35,000
5) Adaptive Swimming	498	\$134,113
6) Blind Soccer	100	\$100,000
7) Goalball	45	\$40,000
8) Para Equestrian	115	\$106,404
9) Para Surfing	85	\$40,000
10) Sitting Volleyball	50	\$25,000
11) Wheelchair Basketball	85	\$100,000
12) Wheelchair Tennis	54	\$37,000
13) Adaptive Pickleball	60	\$35,000
14) Trainings		\$50,000
15) Special Events		\$125,000
<b>Subtotal Signature Youth Programs</b>	<b>7,667</b>	<b>\$ 4,061,587</b>

Other Costs	
Safe Sport	\$ 200,000
Marketing - Non Adaptive	\$ 470,000
Marketing - Adaptive	\$ 233,500
Printing	\$ 100,000
Media Buy	\$ 175,000
<b>Subtotal Other Costs</b>	<b>- \$ 1,178,500</b>

<b>Total</b>	<b>229,540</b>	<b>\$ 33,123,226</b>
--------------	----------------	----------------------



**PROJECT PLAN**  
**YOUTH SPORT PARTNERSHIP**



<b>TO:</b>	<b>DOCUMENT NO.:</b>	LA28-006 Rev
<b>LA 2028</b>	<b>FISCAL YEAR:</b>	2025/2026
<b>ATTENTION:</b> Reynold Hoover, Chief Executive Officer 10900 Wilshire Blvd., Suite 700 Los Angeles, CA 90024		

**Summary (Level 2)**

**RECREATION CENTERS**

**I. CURRENT PROGRAMS**

(See Attachment 1 for Description; Attachments 2a & 2b for Program Dates and Coach Training; Attachments 3 & 4 for Detail)

<b>ESTIMATED ENROLLMENT TOTALS:</b>	<b>"A"</b>	<b>LEAGUES</b> 102,474	<b>CLASSES</b> 82,728	<b>TOTALS</b> 185,202
<b>CATEGORY</b>		<b>UNIT COST</b>	<b>TOTAL</b>	
Instructors				\$ 3,309,120
Coaches		\$ 40	\$ 4,098,960	\$ 4,098,960
Officials		\$ 37	\$ 3,791,538	\$ 3,791,538
Uniforms		\$ 40	\$ 4,098,960	\$ 4,098,960
Shared Equipment		\$ 30	\$ 3,074,220	\$ 4,728,780
Pre and Post events		\$ 20	\$ 2,049,480	\$ 3,704,040
Trophies		\$ 13	\$ 1,332,162	\$ 1,332,162
<b>TOTAL COSTS (REC CENTERS):</b>	<b>"B"</b>	\$ 180	\$ 18,445,320	\$ 25,063,560
<b>Less: Projected Baseline Funding</b>				
Rec and Parks General Fund - Rec Centers (estimate)			\$ (1,717,202)	
GPLA (estimate)			\$ (863,500)	
Dodgers (estimate)			\$ (150,000)	
<b>Total Projected Baseline Funding</b>	<b>"C"</b>			\$ (2,730,702)
<b>TOTAL COSTS LESS PROJECTED BASELINE FUNDING (REC CENTERS - CURRENT PROGRAMS):</b>	<b>"D"</b> ("B + C")			\$ 22,332,858

**II. PILOT PROGRAMS**

(See Attachment 1 for Description and Attachments 5 - 7 for List of Sites)

1) Pickleball	<b>"E"</b>	\$ 20,000
2) Cricket	<b>"F"</b>	\$ 30,000
3) Basketball Development Program	<b>"G"</b>	\$ 500,000
<b>TOTAL COSTS (PILOT PROGRAM):</b>	<b>"H"</b> ("E + F + G")	\$ 550,000

**III. LEGACY SIGNATURE PROGRAMS**

**1) MARATHON TRAINING**

(See Attachments 8, 9 & 10 for Detail)

<b>Estimated Enrollment Totals</b>	<b>"I"</b>	<b>CLASSES</b> 3,800	<b>TOTALS</b> 3,800
<b>CATEGORY</b>		<b>UNIT COST</b>	<b>TOTAL</b>
Awards		\$ 12.58	\$ 47,802
<b>Total</b>	<b>"J"</b>	\$ 12.58	\$ 47,802
<b>1) Total Marathon Training</b>	<b>"K"</b> ("J")		\$ 47,802

**2) EQUESTRIAN (9 sites)**

(See Attachments 11 & 12 for Detail)



# PROJECT PLAN

## YOUTH SPORT PARTNERSHIP



<b>TO:</b>  <b>LA 2028</b> <b>ATTENTION: Reynold Hoover, Chief Executive Officer</b> <b>10900 Wilshire Blvd., Suite 700</b> <b>Los Angeles, CA 90024</b>	<b>DOCUMENT NO.:</b>  <b>FISCAL YEAR:</b>	LA28-006 Rev  2025/2026
-------------------------------------------------------------------------------------------------------------------------------------------------------------------------	-------------------------------------------------	-------------------------------

### Summary (Level 2)

			CLASSES		TOTALS
<i>Estimated Enrollment Totals</i>	"L"		180		180
<b>CATEGORY</b>			<b>UNIT COST</b>	<b>TOTAL</b>	
<i>Instructor</i>			\$ 600	\$ 108,000	\$ 108,000
<i>Asst. Instructor - Transportation</i>			\$ 91.20	\$ 16,416	\$ 16,416
<i>Post Event</i>			\$ 111.11	\$ 20,000	\$ 20,000
<i>Total</i>	"M"		\$ 802.31	\$ 144,416	\$ 144,416
<b>2) Total Equestrian (9 sites)</b>	"N" ("M")				\$ 144,416
<b>TOTAL COSTS (LEGACY PROGRAMS):</b>	"O" ("K + N")				\$ 192,218
<b>TOTAL COSTS (RECREATION CENTERS)</b>					
<b>TOTAL COSTS (CURRENT AND PILOT PROGRAMS) - less Projected Baseline Funding:</b>	"P" ("D + H + O")				\$ 23,075,076

### AQUATICS

#### I. SWIM LESSONS/DIVE, SYNCHRO, WATER POLO TEAMS

(See Attachment 1 for Description, Attachments 2a & 2b for Program Dates and Coach Training; Attachments 13, 14, 15 & 16 for Detail)

		SWIM TEAM	DIVE, SYNCHRO, WATER POLO TEAMS		SWIM LESSONS	TOTALS
<i>Estimated Enrollment Totals</i>	"Q"	2249	2,586		24,219	29,054
<b>CATEGORY</b>		<b>UNIT COST</b>		<b>TOTAL</b>	<b>UNIT COST</b>	
<i>Lifeguard/Instructor</i>		\$ 122	\$ 122	\$ 589,870		\$ 589,870
<i>Class instructor</i>				\$ -	\$ 33.33	\$ 807,219
<i>Officials</i>		\$ 30	\$ 30	\$ 145,050		\$ 145,050
<i>Uniform</i>		\$ 60	\$ 60	\$ 290,100		\$ 290,100
<i>Pre and Post events</i>		\$ 20	\$ 20	\$ 96,700		\$ 96,700
<i>Trophies</i>		\$ 15	\$ 15	\$ 72,525		\$ 72,525
<i>Subtotal Aquatics</i>	"R"	\$ 247	\$ 247	\$ 1,194,245	\$ 33.33	\$ 807,219
<i>Extended Hours - Summer (Swim Lessons)</i>						
<i>Staff costs (\$16,302.80 X 37 pools)</i>	"S"					\$ 603,204
<b>Less: Projected Baseline Funding</b>						
Rec and Parks General Fund - Aquatics (estimate)					\$ (1,158,055)	
Kaiser (estimate)					\$ (204,000)	
<b>Total Projected Baseline Funding</b>	"T"					\$ (1,362,055)
<b>Total Aquatics less Projected Baseline Funding</b>	"U" ("R + S + T")					\$ 1,242,613
<b>Personal Equipment</b>						
<i>Goggles and Swim Cap (6,000 estimated participants X \$25)</i>	"V"					\$ 150,000
<b>Equipment Cost</b>						





# PROJECT PLAN

## YOUTH SPORT PARTNERSHIP



<b>TO:</b>  <b>LA 2028</b> <b>ATTENTION: Reynold Hoover, Chief Executive Officer</b> <b>10900 Wilshire Blvd., Suite 700</b> <b>Los Angeles, CA 90024</b>	<b>DOCUMENT NO.:</b>  <b>FISCAL YEAR:</b>	LA28-006 Rev  2025/2026
-------------------------------------------------------------------------------------------------------------------------------------------------------------------------	-------------------------------------------------	-------------------------------

### Summary (Level 2)

*(Note: Replacement timeframe is variable; cost may occur again in future years)*

Equipment for Team Sports - Year-round pools	\$	469,144	
Equipment for Team Sports- Seasonal pools	\$	107,220	
Equipment for Swim Classes (37 pools X \$325)	\$	12,025	
<b>Total Equipment</b>			<b>\$ 588,389</b>
<b>I. Total Swim Lessons/Teams less Projected Baseline Funding (including Equipment)</b>			<b>\$ 1,981,002</b>

### II. LEGACY SIGNATURE PROGRAMS

#### 1) SURFING (53 sites)

(See Attachments 17 & 18 for Detail)

		Summer (53 sites)		Fall, Spring (24 sites)	TOTALS
Estimated Enrollment Totals	"Y"	291		146	437
<b>CATEGORY</b>		<b>UNIT COST</b>	<b>TOTAL</b>	<b>UNIT COST</b>	<b>TOTAL</b>
Instructor/Coach		\$ 247	\$ 72,000	\$ 147.95	\$ 21,600
Transportation		\$ 109.97	\$ 32,000	\$ -	\$ -
Instructor/Coach Uniform		\$ 15.15	\$ 4,410	\$ 20.14	\$ 2,940
Participant Uniform		\$ 52	\$ 15,132	\$ 52	\$ 7,592
Post Season Event		\$ 20	\$ 5,820	\$ 20	\$ 2,920
<b>Total</b>	<b>"Z"</b>	<b>\$ 444.54</b>	<b>\$ 129,362</b>	<b>\$ 240.09</b>	<b>\$ 35,052</b>

#### Equipment Cost

*(Note: Replacement timeframe is variable; cost may occur again in future years)*

Equipment (foam surfboards, surf skateboards, etc.)		\$ 77,575	
	"AA"		<b>\$ 77,575</b>

#### 1) Total Surfing (53 sites)

Summer/24 sites Fall, Spring	"AB"		
	("Z + AA")		<b>\$ 241,989</b>

#### 2) USA SWIM TEAM (25 sites)

(See Attachments 19 & 20 for Detail)

		Summer (25 sites)		Fall, Winter, Spring (25 sites)	TOTALS
Estimated Enrollment Totals	"AC"	750		2,250	3,000
<b>CATEGORY</b>		<b>UNIT COST</b>	<b>TOTAL</b>	<b>UNIT COST</b>	<b>TOTAL</b>
Instructor/Coach		\$ 360	\$ 270,000	\$ 468	\$ 1,053,000
Swim meets		\$ 96	\$ 72,000	\$ 48	\$ 108,000
Swim clinics		\$ 96	\$ 72,000	\$ 96	\$ 216,000
Transportation		\$ 17.07	\$ 12,800	\$ 8.53	\$ 19,200
U.S. Swim membership		\$ 10	\$ 7,500	\$ 10	\$ 22,500
Instructor/Coach Uniform		\$ 2.02	\$ 1,518	\$ 2.02	\$ 4,554
Participant Uniform		\$ 104.50	\$ 78,375	\$ 104.50	\$ 235,125
Personal equipment		\$ 57.5	\$ 43,125	\$ 57.5	\$ 129,375
Officials		\$ 7.08	\$ 5,312	\$ 7.08	\$ 15,938
Pre & Post season events		\$ 40	\$ 30,000	\$ 40	\$ 90,000
Awards		\$ 15	\$ 11,250	\$ 15	\$ 33,750
<b>Total</b>	<b>"AD"</b>	<b>\$ 805.18</b>	<b>\$ 603,880</b>	<b>\$ 856.64</b>	<b>\$ 1,927,442</b>



# PROJECT PLAN

## YOUTH SPORT PARTNERSHIP



**TO:**  
**LA 2028**  
**ATTENTION:** Reynold Hoover, Chief Executive Officer  
10900 Wilshire Blvd., Suite 700  
Los Angeles, CA 90024

**DOCUMENT NO.:** LA28-006 Rev  
**FISCAL YEAR:** 2025/2026

### Summary (Level 2)

Equipment Cost

(Note: Replacement timeframe is variable; cost may occur again in future years)

Equipment costs - Kickboards, pull buoys, paddles, fins		\$ 53,750	
"AE"			\$ 53,750
<b>2) Total USA Swim Team (25 sites)</b>	<b>"AF"</b> ( <b>"AD + AE"</b> )		<b>\$ 2,585,072</b>
<b>II. TOTAL COSTS (LEGACY PROGRAMS):</b>	<b>"AG"</b> ( <b>"AB + AF"</b> )		<b>\$ 2,827,061</b>
<b>TOTAL COSTS (AQUATICS)</b>			
<b>TOTAL COSTS (AQUATICS) - less Projected Baseline Funding:</b>	<b>"AH"</b> ( <b>"X + AG"</b> )		<b>\$ 4,808,063</b>

### SIGNATURE YOUTH SPORTS PROGRAMS

#### I. AQUATICS

<b>1) INNERTUBE WATER POLO (29 sites)</b>				
(See Attachment 1 for Description and Attachments 21 & 22 for Detail)				
			Summer	TOTALS
Estimated Enrollment Totals	"AI"		180	180
<b>CATEGORY</b>		<b>UNIT COST</b>	<b>TOTAL</b>	
Instructor/Coach		\$ 180	\$ 32,400	\$ 32,400
Instructor/Coach - Meets		\$ 144	\$ 25,920	\$ 25,920
Transportation		\$ 216	\$ 38,880	\$ 38,880
Instructor/Coach Uniform		\$ 4.93	\$ 888	\$ 888
Participant Uniform		\$ 7	\$ 1,260	\$ 1,260
Post Season		\$ 20	\$ 3,600	\$ 3,600
<b>Total</b>	<b>"AJ"</b>	<b>\$ 571.93</b>	<b>\$ 102,948</b>	<b>\$ 102,948</b>
<u>Equipment Cost</u>				
(Note: Replacement timeframe is variable; cost may occur again in future years)				
Equipment (innertubes, water polo goals, water polo balls, etc.)	"AK"			\$ 33,108
<b>1) Total Innertube Water Polo (29 sites)</b>	<b>"AL"</b> ( <b>"AJ + AK"</b> )			<b>\$ 136,056</b>

<b>2) SMALL CRAFT SPORTS: KAYAK/STAND-UP PADDLEBOARDING (55 sites)</b>						
(See Attachment 1 for Description and Attachments 23 & 24 for Detail)						
			Summer (1 site)	Fall, Spring (1 site)		TOTALS
Estimated Enrollment Totals	"AM"		90	90		180
<b>CATEGORY</b>		<b>UNIT COST</b>	<b>TOTAL</b>	<b>UNIT COST</b>	<b>TOTAL</b>	
Instructor/Coach		\$ 200	\$ 18,000	\$ 270	\$ 24,300	\$ 42,300
Instructor/Coach - Transportation		\$ 120	\$ 10,800	\$ 162	\$ 14,580	\$ 25,380
Instructor/Coach Uniform		\$ 20.67	\$ 1,860	\$ 38.58	\$ 3,472	\$ 5,332
Participant Uniform		\$ 67	\$ 6,030	\$ 67	\$ 6,030	\$ 12,060
Post Season		\$ 20	\$ 1,800	\$ 20	\$ 1,800	\$ 3,600
<b>Total</b>	<b>"AN"</b>	<b>\$ 427.67</b>	<b>\$ 38,490</b>	<b>\$ 557.58</b>	<b>\$ 50,182</b>	<b>\$ 88,672</b>



# PROJECT PLAN

## YOUTH SPORT PARTNERSHIP



<b>TO:</b>  <b>LA 2028</b> <b>ATTENTION: Reynold Hoover, Chief Executive Officer</b> <b>10900 Wilshire Blvd., Suite 700</b> <b>Los Angeles, CA 90024</b>	<b>DOCUMENT NO.:</b> LA28-006 Rev  <b>FISCAL YEAR:</b> 2025/2026	
-------------------------------------------------------------------------------------------------------------------------------------------------------------------------	------------------------------------------------------------------------	--

### Summary (Level 2)

Equipment Cost

*(Note: Replacement timeframe is variable; cost may occur again in future years)*

Equipment (kayaks, stand-up paddleboards, etc)	<b>"AO"</b>	<b>\$ 76,028</b>
------------------------------------------------	-------------	------------------

<b>2) Total Small Craft Sports: Kayak/Stand-up Paddleboarding (55 sites)</b>	<b>"AP"</b> <small>("AN + AO")</small>	<b>\$ 164,700</b>
------------------------------------------------------------------------------	-------------------------------------------	-------------------

**3) SURF TEAM (53 sites)**  
 (See Attachment 1 for Description and Attachments 25 & 26 for Detail)

	<b>"AQ"</b>	<b>Summer (4 sites)</b>	<b>Fall, Spring (2 sites)</b>	<b>TOTALS</b>		
Estimated Enrollment Totals		80	20	100		
<b>CATEGORY</b>		<b>UNIT COST</b>	<b>TOTAL</b>	<b>UNIT COST</b>	<b>TOTAL</b>	
Instructor/Coach		\$ 360	\$ 28,800	\$ 576	\$ 11,520	\$ 40,320
Transportation		\$ 400	\$ 32,000	\$ -	\$ -	\$ 32,000
Instructor/Coach Uniform		\$ 29.10	\$ 2,328	\$ 58.20	\$ 1,164	\$ 3,492
Participant Uniform		\$ 52	\$ 4,160	\$ 52	\$ 1,040	\$ 5,200
Post Season		\$ 25	\$ 2,000	\$ 25	\$ 500	\$ 2,500
<b>Total</b>	<b>"AR"</b>	<b>\$ 866.10</b>	<b>\$ 69,288</b>	<b>\$ 711.20</b>	<b>\$ 14,224</b>	<b>\$ 83,512</b>

Equipment Cost

*(Note: Replacement timeframe is variable; cost may occur again in future years)*

Equipment (high performance surf boards, surboards, fins, leash, etc.)	<b>"AS"</b>	<b>\$ 16,376</b>
------------------------------------------------------------------------	-------------	------------------

<b>3) Total Surf Team (53 sites)</b>	<b>"AT"</b> <small>("AR + AS")</small>	<b>\$ 99,888</b>
--------------------------------------	-------------------------------------------	------------------

**4) USA WATER POLO TEAM (25 sites)**  
 (See Attachment 1 for Description and Attachments 27 & 28 for Detail)

	<b>"AU"</b>	<b>Summer (4 sites)</b>	<b>Fall, Winter, Spring (4 sites)</b>	<b>TOTALS</b>		
Estimated Enrollment Totals		100	300	400		
<b>CATEGORY</b>		<b>UNIT COST</b>	<b>TOTAL</b>	<b>UNIT COST</b>	<b>TOTAL</b>	
Instructor/Coach		\$ 432	\$ 43,200	\$ 562	\$ 168,480	\$ 211,680
Water Polo Tournaments		\$ 144	\$ 14,400	\$ 36	\$ 10,800	\$ 25,200
Clinics		\$ 115	\$ 11,520	\$ 115	\$ 34,560	\$ 46,080
Water Polo Tournaments Fees		\$ 20	\$ 2,000	\$ 20	\$ 6,000	\$ 8,000
U.S. Water Polo membership		\$ 40	\$ 4,000	\$ 40	\$ 12,000	\$ 16,000
Instructor/Coach Uniform		\$ 11.04	\$ 1,104	\$ 3.68	\$ 1,104	\$ 2,208
Participant Uniform		\$ 202	\$ 20,200	\$ 202	\$ 60,600	\$ 80,800
Personal equipment		\$ 160	\$ 16,000	\$ 160	\$ 48,000	\$ 64,000
Officials		\$ 38.25	\$ 3,825	\$ 38.25	\$ 11,475	\$ 15,300
Pre & Post season events		\$ 40	\$ 4,000	\$ 40	\$ 12,000	\$ 16,000
Awards		\$ 15	\$ 1,500	\$ 15	\$ 4,500	\$ 6,000
<b>Total</b>	<b>"AV"</b>	<b>\$ 1,217.49</b>	<b>\$ 121,749</b>	<b>\$ 1,231.73</b>	<b>\$ 369,519</b>	<b>\$ 491,268</b>

Equipment Cost

*(Note: Replacement timeframe is variable; cost may occur again in future years)*



# PROJECT PLAN

## YOUTH SPORT PARTNERSHIP



**TO:**  
**LA 2028**  
**ATTENTION:** Reynold Hoover, Chief Executive Officer  
10900 Wilshire Blvd., Suite 700  
Los Angeles, CA 90024

**DOCUMENT NO.:**  
**FISCAL YEAR:**

LA28-006 Rev  
2025/2026

### Summary (Level 2)

Equipment costs - Water Polo Balls, Portable score board/shot clocks, portable water polo goals		\$ 21,600	\$ 21,600
<b>"AW"</b>			<b>\$ 21,600</b>

<b>4) Total USA Water Polo Team (25 sites)</b>	<b>"AX"</b> ( <b>"AV + AW"</b> )		<b>\$ 512,868</b>
------------------------------------------------	-------------------------------------	--	-------------------

I. Total Aquatics - Signature Programs	<b>"AY"</b> ( <b>"AL + AP + AT + AX"</b> )		<b>\$ 913,512</b>
----------------------------------------	-----------------------------------------------	--	-------------------

### II. SPORTS & FITNESS

#### 1) ARCHERY (17 sites)

(See Attachment 1 for Description and Attachments 29 & 30 for Detail)

Estimated Enrollment Totals	<b>"AZ"</b>	CLASSES 1,360	TOTALS 1,360
<b>CATEGORY</b>			
Instructor		UNIT COST \$ 216	TOTAL \$ 293,760
Instructor Certification		\$ 4	\$ 5,440
Pre and Post events		\$ 3.68	\$ 5,000
<b>Total</b>	<b>"BA"</b>	<b>\$ 223.68</b>	<b>\$ 304,200</b>

Equipment Cost (Note: Replacement timeframe is variable; cost may occur again in future years)			\$ -
Equipment - bow equipment kit	<b>"BB"</b>		-

<b>1) Total Archery (17 sites)</b>	<b>"BC"</b> ( <b>"BA + BB"</b> )		<b>\$ 304,200</b>
------------------------------------	-------------------------------------	--	-------------------

#### 2) CLIMBING (9 sites)

(See Attachment 1 for Description and Attachments 31 & 32 for Detail)

Estimated Enrollment Totals	<b>"BD"</b>	CLASSES 180	TOTALS 180
<b>CATEGORY</b>			
Instructor		UNIT COST \$ 91	TOTAL \$ 16,416
Pre and Post events		\$ 27.78	\$ 5,000
<b>Total</b>	<b>"BE"</b>	<b>\$ 118.98</b>	<b>\$ 21,416</b>

<b>2) Total Climbing (9 sites)</b>	<b>"BF"</b> ( <b>"BE"</b> )		<b>\$ 21,416</b>
------------------------------------	--------------------------------	--	------------------

#### 3) FENCING (5 sites)

(See Attachment 1 for Description and Attachments 33 & 34 for Detail)

Estimated Enrollment Totals	<b>"BG"</b>	CLASSES 400	TOTALS 400
<b>CATEGORY</b>			
Instructor		UNIT COST \$ 144	TOTAL \$ 57,600
Instructor Certification		\$ 4	\$ 1,600
Personal Equipment		\$ -	\$ -



# PROJECT PLAN

## YOUTH SPORT PARTNERSHIP



**TO:**  
**LA 2028**  
**ATTENTION:** Reynold Hoover, Chief Executive Officer  
 10900 Wilshire Blvd., Suite 700  
 Los Angeles, CA 90024

**DOCUMENT NO.:** LA28-006 Rev  
**FISCAL YEAR:** 2025/2026

### Summary (Level 2)

Pre and Post events		\$ 12.50	\$ 5,000	\$ 5,000
<b>Total</b>	<b>"BH"</b>	<b>\$ 160.50</b>	<b>\$ 64,200</b>	<b>\$ 64,200</b>
<b>3) Fencing (5 sites)</b>	<b>"BJ"</b> ( <b>"BH"</b> )			<b>\$ 64,200</b>
<b>4) COMMUNITY SCHOOL PARKS (15 sites)</b>				
(See Attachment 1 for Description and Attachments 35 & 36 for Detail)				
Estimated Enrollment Totals	"BJ"		CLASSES 1,200	TOTALS 1,200
CATEGORY		UNIT COST	TOTAL	
Instructor		\$ 144	\$ 172,800	\$ 172,800
<b>Total</b>	<b>"BK"</b>	<b>\$ 144</b>	<b>\$ 172,800</b>	<b>\$ 172,800</b>
<u>Equipment Cost</u>				
<i>(Note: Replacement timeframe is variable; cost may occur again in future years)</i>				
Equipment - balls, goals, etc. (\$10,480 X 10 sites)	"BL"			<b>\$ 52,400</b>
<b>4) Total Community School Parks (15 sites)</b>	<b>"BM"</b> ( <b>"BK + BL"</b> )			<b>\$ 225,200</b>
<b>5) Soccer Development Program (2 sites)</b>				
(See Attachment 1 for Description and Attachments 37 & 38 for Detail)				
Estimated Enrollment Totals	"BN"		CLASSES 2,400	TOTALS 2,400
CATEGORY		UNIT COST	TOTAL	
Instructor		\$ 192	\$ 460,800	\$ 460,800
Uniform		\$ 25.28	\$ 60,669	\$ 60,669
Membership		\$ 10	\$ 25,000	\$ 25,000
Pre and Post events		\$ 320	\$ 768,000	\$ 768,000
<b>Total</b>	<b>"BO"</b>	<b>\$ 548</b>	<b>\$ 1,314,469</b>	<b>\$ 1,314,469</b>
<u>Equipment Cost</u>				
<i>(Note: Replacement timeframe is variable; cost may occur again in future years)</i>				
Equipment - balls, soccer equipment, etc.	"BP"			<b>\$ 173,569</b>
<b>5) Total Soccer Development Program (2 sites)</b>	<b>"BQ"</b> ( <b>"BO + BP"</b> )			<b>\$ 1,488,038</b>
<b>6) Certifications</b>				
(See Attachment 1 for Description and Attachment 39 for Detail)				
Certifications	"BR"			<b>\$ 50,000</b>
<b>6) Certifications</b>	<b>"BS"</b> ( <b>"BR"</b> )			<b>\$ 50,000</b>
<b>II. Total Sports &amp; Fitness</b>	<b>"BT"</b>			<b>\$ 2,153,054</b>



# PROJECT PLAN

## YOUTH SPORT PARTNERSHIP



<b>TO:</b>  <b>LA 2028</b> <b>ATTENTION: Reynold Hoover, Chief Executive Officer</b> <b>10900 Wilshire Blvd., Suite 700</b> <b>Los Angeles, CA 90024</b>	<b>DOCUMENT NO.:</b> LA28-006 Rev  <b>FISCAL YEAR:</b> 2025/2026	
-------------------------------------------------------------------------------------------------------------------------------------------------------------------------	------------------------------------------------------------------------	--

### Summary (Level 2)

("BC + BF + BI + BM + BQ + BS")

#### III. ADAPTIVE SPORTS

(See Attachment 1 for Description, Attachment 2a for Program Dates and Attachments 48 - 64 for Detail)

		ESTIMATED	TOTAL COST	
Adaptive Archery	(See Attachment 40)	49	\$45,000	
Adaptive Athletics	(See Attachment 41)	22	\$35,000	
Adaptive Kayaking	(See Attachments 42 & 43)	49	\$87,504	
Adaptive Skateboarding	(See Attachment 44)	55	\$35,000	
Adaptive Swimming	(See Attachments 45 & 46)	498	\$134,113	
Blind Soccer	(See Attachment 47)	100	\$100,000	
Goalball	(See Attachment 48)	45	\$40,000	
Para Equestrian	(See Attachment 49)	115	\$106,404	
Para Surfing	(See Attachment 50)	85	\$40,000	
Sitting Volleyball	(See Attachment 51)	50	\$25,000	
Wheelchair Basketball	(See Attachment 52)	85	\$100,000	
Wheelchair Tennis	(See Attachment 53)	54	\$37,000	
Adaptive Pickleball	(See Attachment 54)	60	\$35,000	
Trainings	(See Attachment 55)		\$50,000	
Special Events	(See Attachment 56)		\$125,000	
<b>III. Total Adaptive Sports</b>	<b>"BU"</b>	1267	\$ 995,021	\$ 995,021

#### TOTAL COSTS (SIGNATURE PROGRAMS)

<b>TOTAL COSTS (SIGNATURE PROGRAMS)</b>	<b>"BV"</b> ( <b>"AY + BT + BU"</b> )		<b>\$ 4,061,587</b>
	<b>"BW"</b> ( <b>"BV / CC"</b> )	% to total Request (Target = 20% per YSP Agreement Section 8d)	<b>12%</b>

#### OTHER COSTS

(Marketing: See Attachment 1 for Description & Attachment 57 for Detail)

				TOTALS
<b>SAFE SPORT</b>	<b>"BX"</b>			<b>\$ 200,000</b>
<b>MARKETING / BRANDING /</b>				
Marketing				
Non Adaptive Sports		\$ 470,000		
Adaptive Sports		\$ 233,500		
Subtotal Marketing			\$ 703,500	
Recreation Centers Printing			\$ 100,000	
Media buy				
Non Adaptive Sports		\$ 120,000		
Adaptive Sports		\$ 55,000		
Subtotal Media Buy			\$ 175,000	
<b>Total</b>	<b>"BY"</b>			<b>\$ 978,500</b>
<b>REPORTING REQUIREMENTS</b>	<b>"BZ"</b>			<b>\$ -</b>
<b>OTHER</b>	<b>"CA"</b>			<b>\$ -</b>
<b>TOTAL OTHER COSTS:</b>	<b>"CB"</b> ( <b>"BX + BY + BZ + CA"</b> )			<b>\$ 1,178,500</b>



# PROJECT PLAN

## YOUTH SPORT PARTNERSHIP



<b>TO:</b>  <b>LA 2028</b>  <b>ATTENTION: Reynold Hoover, Chief Executive Officer</b> <b>10900 Wilshire Blvd., Suite 700</b> <b>Los Angeles, CA 90024</b>	<b>DOCUMENT NO.:</b>  <b>FISCAL YEAR:</b>	LA28-006 Rev  2025/2026
-----------------------------------------------------------------------------------------------------------------------------------------------------------------------------	-------------------------------------------------	-------------------------------

### Summary (Level 2)

Summary of Funding for Other Costs	
Maximum funding for Other Costs thru 9/1/2028 (per YSP Agreement Section 8e)	\$ 6,400,000
Less: Actual Costs Fall 2020	\$ -
Less: Actual Costs FY 21/22	\$ (645,476)
Less: Actual Costs FY 22/23	\$ (595,960)
Less: Actual Costs FY 23/24	\$ (763,759)
Less: Forecast = Other Costs in FY 24/25 Project Plan	\$ (1,173,500)
Less: Forecast = Other Costs in FY 25/26 Project Plan (this request)	\$ (1,178,500)
<b>TOTAL REMAINING BALANCE OF FUNDING</b>	<b>\$ 2,042,805</b>

### TOTAL COSTS

<b>TOTAL COSTS (REC CENTERS, AQUATICS, SIGNATURE PROGRAMS &amp; OTHER):</b>  <div style="text-align: center;"> <b>"CC"</b>  <small>("P + AH + BV + CB")</small> </div>	<b>\$ 33,123,226</b>
----------------------------------------------------------------------------------------------------------------------------------------------------------------------------------	----------------------

### FISCAL RECONCILIATION - FUNDING VS ACTUAL COSTS (THRU FY 23/24)

		FISCAL YEAR	TOTALS
<b>LA 2028 FUNDING RECEIVED-TO - DATE</b>	<b>"I"</b>	FY 23/24	\$ 40,166,883
SwimLA 1.0		\$ 912,499.35	
SwimLA 2.0		\$ 1,088,213.32	
Fall 2020		\$ 2,480,992.00	
FY 21/22		\$ 7,654,261.00	
FY 22/23		\$ 13,215,956.00	
FY 23/24		\$ 14,814,962.00	
<b>ACTUAL COSTS TO DATE</b>	<b>"II"</b>	FY 23/24	\$ 44,621,442
SwimLA 1.0 (Actual)		\$ 912,499.35	
SwimLA 2.0 (Actual)		\$ 1,088,213.32	
Fall 2020 (Actual)		\$ 500,338.73	
FY 21/22 (Actual)		\$ 5,317,429.00	
FY 22/23 (Actual)		\$ 13,550,163.00	
FY 23/24 (Actual) - pending LA28 review & approval		\$ 23,252,799.00	
<b>OVER (+)/UNDER (-) TO DATE</b>	<b>"III"</b>	FY 23/24	\$ (4,454,559)
<small>Note: Unused funds will be applied against FY 23/24 Funding Request.</small>	<small>("I - II")</small>		

### PROJECT PLAN

		FISCAL YEAR	TOTAL
<b>PROJECT PLAN</b>	<b>"IV"</b>	FY 25/26	\$ 33,123,226



# PROJECT PLAN

## YOUTH SPORT PARTNERSHIP



<b>TO:</b>  <b>LA 2028</b> ATTENTION: Reynold Hoover, Chief Executive Officer 10900 Wilshire Blvd., Suite 700 Los Angeles, CA 90024	<b>DOCUMENT NO.:</b> LA28-006 Rev  <b>FISCAL YEAR:</b> 2025/2026	
----------------------------------------------------------------------------------------------------------------------------------------------------	------------------------------------------------------------------------	--

### Summary (Level 2)

#### FY 25/26 FUNDING REQUEST

	FISCAL YEAR	TOTALS
YSP AVAILABLE FUNDING (CUMULATIVE PRIOR YEAR AVAILABLE FUNDING) (See Tab "YSP Agreement Exhibit E" )	FY 25/26	\$ 46,442,709
REQUEST FOR FUNDING	FY 25/26	\$ 33,123,226

	Summer 2025	Fall 2025	Winter 2026	Spring 2026	TOTALS
Recreation Centers	\$ 11,537,538	\$ 4,615,015	\$ 4,615,015	\$ 2,307,508	\$ 23,075,076
Aquatics	\$ 2,404,031	\$ 961,613	\$ 961,613	\$ 480,806	\$ 4,808,063
Signature Programs	\$ 2,030,794	\$ 812,317	\$ 812,317	\$ 406,159	\$ 4,061,587
Other Costs	\$ 1,178,500				\$ 1,178,500
<b>FUNDING REQUEST BY QUARTER</b>	<b>\$ 17,150,863</b>	<b>\$ 6,388,945</b>	<b>\$ 6,388,945</b>	<b>\$ 3,194,473</b>	<b>\$ 33,123,226</b>
<i>Date Due</i>	<i>9/30/2025</i>	<i>12/31/2025</i>	<i>3/31/2026</i>	<i>6/30/2026</i>	

**Please remit funds to:**

Name:	CITY OF LOS ANGELES
Bank:	JPMorgan Chase
Bank Address:	JPMorgan Chase New York, NY 10017
Routing No.:	021000021
Account Name:	City of Los Angeles - #7010 - CAO, CAO Unit 1510
Account No.:	668269852
Reference Information:	Fund 63K LA28 Youth Sport Partnership (Robert Roth 8-2672)

#### FUNDS DRAWDOWN SUMMARY

	"A" "A" = "B + C + D" TOTAL FUNDING	"B" "B" PAID TO DATE BY LA2028 (6/30/24)	"C" "C" PENDING REQUEST	"D" "D" FUND BALANCE
<b>TOTAL AVAILABLE FUNDING:</b>	\$ 160,000,000.00			\$ 160,000,000.00
SwimLA 1.0		\$ 912,499.35		\$ 159,087,500.65
SwimLA 2.0		\$ 1,088,213.32		\$ 157,999,287.33
Fall 2020 Project Plan		\$ 2,480,992.00		\$ 155,518,295.33
FY 21/22 Project Plan		\$ 7,654,261.00		\$ 147,864,034.33
FY 22/23 Project Plan		\$ 13,215,956.00		\$ 134,648,078.33
FY 23/24 Project Plan (Revised)		\$ 14,814,962.00	\$ 4,454,559.00	\$ 115,378,557.33
FY 24/25 Project Plan (Revised)			\$ 30,535,849.00	\$ 84,842,708.33
<b>FY 25/26 Project Plan (This Request)</b>			\$ 33,123,226.00	\$ 51,719,482.33
<b>TOTAL</b>	<b>\$ 160,000,000.00</b>	<b>\$ 40,166,883.67</b>	<b>\$ 68,113,634.00</b>	<b>\$ 51,719,482.33</b>



**Exhibit E: YSP Project Plan - Available Funding**

YSP Year	Start	End	A	B = A + I	C	D = B - C	E			F	G = E + F	H	I = C - G - H	J = D + I
			Available Funding	Net Available Funding	Funds Requested	Identified Unrequested Funds	Other Costs (Total not to exceed \$6.4M)	Actual Costs	Estimated Costs	Excess Funds	Cumulative PY Available Funding			
				Available Funding + Cumulative PY Available Funding	Direct Input	Available Funds per FY - Funds Requested	Direct input	Direct input	Direct costs + Other costs	Direct input	Funds requested - Actual Costs/Estimated Costs	Allocated Unrequested Funding + Excess Funds		
0	SwimLA2018	SwimLA2019	\$ 160M/100 mos				Direct input	Direct input	Other costs	Direct input				
1	3/1/2020	6/30/2020	\$ 6,400,000.00	\$ 4,399,287.33	\$ -	\$ 4,399,287.33	\$ 2,000,712.67		\$ 2,000,712.67		\$ (2,000,712.67)	\$ (2,000,712.67)		
2	7/1/2020	6/30/2021	\$ 19,200,000.00	\$ 23,599,287.33	\$ 2,480,992.00	\$ 21,118,295.33	\$ -		\$ -		\$ -	\$ 4,399,287.33		
3	7/1/2021	6/30/2022	\$ 19,200,000.00	\$ 42,298,948.60	\$ 9,634,914.00	\$ 32,664,034.60	\$ 500,338.73	\$ -	\$ 500,338.73		\$ 1,980,653.27	\$ 23,098,948.60		
4	7/1/2022	6/30/2023	\$ 19,200,000.00	\$ 56,181,519.60	\$ 17,533,441.00	\$ 38,648,078.60	\$ 4,671,953.00	\$ 645,476.00	\$ 5,317,429.00		\$ 4,317,485.00	\$ 36,981,519.60		
5	7/1/2023	6/30/2024	\$ 19,200,000.00	\$ 61,831,356.60	\$ 18,798,240.00	\$ 43,033,116.60	\$ 12,954,203.00	\$ 595,960.00	\$ 13,550,163.00		\$ 3,983,278.00	\$ 42,631,356.60		
6	7/1/2024	6/30/2025	\$ 19,200,000.00	\$ 57,778,557.60	\$ 30,535,849.00	\$ 27,242,708.60	\$ 22,489,040.00	\$ 763,759.00	\$ 23,252,799.00		\$ (4,454,559.00)	\$ 38,578,557.60		
7	7/1/2025	6/30/2026	\$ 19,200,000.00	\$ 46,442,708.60	\$ -	\$ 46,442,708.60			\$ -	\$ 30,535,849.00	\$ -	\$ 27,242,708.60		
8	7/1/2026	6/30/2027	\$ 19,200,000.00	\$ 65,642,708.60	\$ -	\$ 65,642,708.60			\$ -	\$ -	\$ -	\$ 46,442,708.60		
9	7/1/2027	6/30/2028	\$ 19,200,000.00	\$ 84,842,708.60	\$ -	\$ 84,842,708.60			\$ -	\$ -	\$ -	\$ 65,642,708.60		
10	7/1/2028	8/31/2028	\$ -	\$ -	\$ -	\$ -	\$ -	\$ -	\$ -	\$ -	\$ -	\$ 84,842,708.60		
			\$ 160,000,000.00		\$ 78,983,436.00		\$ 42,616,247.40	\$ 2,005,195.00	\$ 44,621,442.40	\$ 30,535,849.00	\$ 3,826,144.60	\$ -		

\* Funding Request in FY 24/25 Project Plan (Revised)  
 \*\* See Item "V" under "FY 25/26 Funding Request" section

PROJECT PLAN  
YOUTH SPORT PARTNERSHIP



Attachment 3: Detail Recreation Centers

DOCUMENT NO.: LA28-006 Rev  
FISCAL YEAR: 2025/2026

				FY 2018/2019: BAS								
				Summer 2018 Actual Enrollment (Baseline) Totals			Fall 2018 Actual Enrollment (Baseline) Totals			Winter 2019 Actual Enrollment (Baseline)		
RECREATION CENTERS - Pre-qualified				Actual Enrollment (Baseline) - Classes	Actual Enrollment (Baseline) Sports Leagues	Actual (Baseline) Total Enrollment	Actual Enrollment (Baseline) - Classes	Actual Enrollment (Baseline) Sports Leagues	Actual (Baseline) Total Enrollment	Actual Enrollment (Baseline) - Classes	Actual Enrollment (Baseline) Sports Leagues	
Facility	Address	Region	CD									
1	109th Street R.C.	1464 E. 109th St., Los Angeles, CA 90059	Pacific	15	36	41	77	36		36	74	48
2	Algin Sutton R.C.	8800 S. Hoover St., Los Angeles, CA	Pacific	8	4	172	176	36		36	6	110
3	Alpine R.C.	817 Yale St., Los Angeles, CA 90012	Metro	1	178	184	362	147	37	184	131	167
4	Andres and Maria Cardenas R.C.	14740 Blythe St., Panorama City, CA	Valley	6			0	47		47	58	
5	Baldwin Hills R.C.	5401 Highlight Pl., Los Angeles, CA 90016	Pacific	10	7	249	256	101	322	423	81	498
6	Banning R.C.	1331 Eubank Ave., Wilmington, CA 90744	Pacific	15	76	61	137	97		97	61	80
7	Bellevue R.C.	826 Lucile Ave., Los Angeles, CA 90026	Metro	13	51	149	200	65	1	66	41	204
8	Boyle Heights Sports Center	933 South Mott St., Los Angeles, CA	Metro	14		88	88			0	18	45
9	Cabrillo Beach Bath House	3800 Stephen M White Drive, San Pedro, CA	Pacific	15	0	38	38	0	0			
10	Central R.C.	1357 East 22nd St., Los Angeles, CA	Pacific	9	10	177	187	55	10	65	18	58
11	Chevy Chase R.C.	4165 Chevy Chase Dr., Los Angeles, CA	Metro	13	10	52	62	11		11	21	126
12	Costello R.C.	3141 E. Olympic Bl., Los Angeles, CA	Metro	14	80	72	152	71		71	75	72
13	Cypress Park R.C.	2630 Pepper Ave., Los Angeles, CA 90065	Metro	1	1	74	75	39		39	119	170
14	David M. Gonzales/Pacoima R.C.	10943 Herrick Ave., Pacoima, CA 91331	Valley	7	165	37	202	178	158	336	167	131
15	Delano R.C.	15100 Erwin St., Van Nuys, CA 91411	Valley	6	151		151	149	224	373	141	245
16	Denker R.C.	1550 West 35th Pl., Los Angeles, CA	Pacific	8	48	87	135			0	41	140
17	Downey R.C.	1772 North Spring St, Los Angeles, CA	Metro	1	18	68	86	12		12	11	68
18	E. Wilmington Greenbelt Community Center	918 North Sanford Ave., Wilmington, CA 90744	Pacific	15			0			0	8	
19	Echo Park R.C.	1632 Bellevue Ave, Los Angeles, CA 90026	Metro	13	383	334	717	359		359	329	294
20	El Sereno R.C.	4721 Klamath St., Los Angeles, CA 90032	Metro	14	18	151	169	1	233	234	15	246
21	Elysian Valley R.C.	1811 Ripple St., Los Angeles, CA 90039	Metro	13	29	7	36		73	73		58
22	Evergreen R.C.	2844 E. 2nd St, Los Angeles, CA 90033	Metro	14	9	457	466	11		11	62	202
23	Expo Center/Roy Anderson R.C.	3980 South Bill Robertson Lane, Los Angeles, CA	Expo	9	117	830	947	60	27	87	51	920
24	Fernangeles R.C.	8851 Laurel Canyon Blvd, Sun Valley, CA	Valley	6	309	301	610	293	193	486	294	397
25	Fred Roberts R.C.	4700 S. Honduras St., Los Angeles, CA	Pacific	9	45	37	82	40		40	87	27
26	Gilbert Lindsay R.C.	429 E. 42nd Pl., Los Angeles, CA 90011	Pacific	9			0			0		
27	Glassell Park R.C.	3650 Verdugo Rd., Los Angeles, CA 90065	Metro	1	18	118	136	50	8	58	11	123
28	Granada Hills R.C.	16730 Chatsworth St., Granada Hills, CA	Valley	12	251	604	855	47	105	152	68	353
29	Green Meadows R.C.	431 E. 89th St., Los Angeles, CA 90003	Pacific	9		8	8		21	21		44
30	Harbor City R.C.	24901 Frampton Ave, Harbor City, CA	Pacific	15	58	28	86			0		72
31	Hazard Park R.C.	2230 Norfolk St, Los Angeles, CA 90033	Metro	14			0	4	105	109		123
32	Highland Park R.C.	6150 N. Piedmont Avenue, Los Angeles, CA	Metro	1	21	158	179	31		31	17	165
33	Hollenbeck Park R.C.	415 S. St. Louis St, Los Angeles, CA 90033	Metro	14	57		57	76		76	138	
34	Hollywood R.C.	1122 Cole Ave., Los Angeles, CA 90038	Metro	13	15	58	73	11		11	24	9
35	Hoover R.C.	1010 W. 25th St., Los Angeles, CA 90007	Metro	1	51	85	136	92		92	89	75
36	Hubert Humphrey R.C.	12560 Filmore St., Pacoima, CA 91331	Valley	7	56	445	501	170	3	173	97	143
37	Jackie Tatum Harvard R.C.	1535 W. 62nd St., Los Angeles, CA 90047	Pacific	8	33	248	281	88	1	89	39	169
38	Jim Gilliam R.C.	4000 S. La Brea Avenue, Los Angeles, CA	Pacific	10		11	11	16		16		61
39	Lafayette MultiPurpose Community Center	625 South Lafayette Park Place, Los Angeles, CA	Metro	10	78	28	106	53	23	76	64	22
40	Lake Street Park	227 North Lake St., Los Angeles, CA 90026	Metro	13	76	209	285	103	24	127	88	141
41	Lanark R.C.	21816 Lanark St, Canoga Park, CA 91305	Valley	3	205	361	566	8		8	170	260
42	Leland R.C.	863 S. Herbert Ave, San Pedro, CA 90731	Pacific	15			0			0		
43	Lemon Grove R.C.	4959 Lemon Grove Ave, Los Angeles, CA	Metro	13	133	47	180	88		88	121	34
44	Lincoln Heights R.C.	2303 Workman Street, Los Angeles, CA	Metro	1		116	116		6	6		72
45	Lincoln Heights Youth Center	2911 Altura Street, Los Angeles, CA 90031	Metro	1			0	296	33	329	323	72
46	Lincoln Park R.C.	3501 Valley Blvd, Los Angeles, CA 90031	Metro	1	48	27	75	92	29	121	71	61
47	Loren Miller R.C.	2717 Halldale Ave, Los Angeles, CA 90018	Pacific	8	89	74	163			0	106	
48	Macarthur Park R.C.	2230 W. 6th St., Los Angeles, CA 90057	Metro	1			0	82		82	26	

**PROJECT PLAN  
YOUTH SPORT PARTNERSHIP**



**Attachment 3: Detail Recreation Centers**

DOCUMENT NO.: LA28-006 Rev  
FISCAL YEAR: 2025/2026

				<b>FY 2018/2019: BAS</b>								
				Summer 2018 Actual Enrollment (Baseline) Totals			Fall 2018 Actual Enrollment (Baseline) Totals			Winter 2019 Actual Enrollment (Baseline)		
<b>RECREATION CENTERS - Pre-qualified</b>				Actual Enrollment (Baseline) - Classes	Actual Enrollment (Baseline) Sports Leagues	Actual (Baseline) Total Enrollment	Actual Enrollment (Baseline) - Classes	Actual Enrollment (Baseline) Sports Leagues	Actual (Baseline) Total Enrollment	Actual Enrollment (Baseline) - Classes	Actual Enrollment (Baseline) Sports Leagues	
Facility	Address	Region	CD									
49	Martin Luther King, Jr. R.C.	3916 S. Western Avenue, Los Angeles, CA	Pacific	8	33		33	51	93	144	78	46
50	Michelle and Barack Obama Sports	5001 Rodeo Rd, Los Angeles, CA 90016	Pacific	10		84	84	6	3	9		44
51	Mount Carmel R.C.	830 West 70th St., Los Angeles, CA 90044	Pacific	8	106	34	140	43	3	46	108	38
52	Normandale R.C.	22400 S. Halldale Ave., Los Angeles, CA	Pacific	15		57	57		30	30		90
53	Normandie R.C.	1550 S. Normandie Avenue, Los Angeles,	Metro	1		110	110			0		73
54	North Hills Community Park	8756 N. Parthenia Pl, North Hills, CA	Valley	6		68	68			0		11
55	North Hollywood R.C.	11430 Chandler Blvd, North Hollywood,	Valley	2	92	150	242	109		109	83	162
56	North Weddington R.C.	10844 Acama St., Studio City, CA 91602	Valley	2	16		16	2	122	124	1	302
57	Panorama City R.C.	8600 Hazeltine Ave., Panorama City, CA	Valley	6	101	78	179	73	45	118	83	56
58	Pecan R.C.	127 South Pecan St., Los Angeles, CA	Metro	14		217	217		60	60	2	149
59	Poinsettia R.C.	7341 Willoughby Ave, Los Angeles, CA	Metro	5	79	33	112	89	18	107	84	56
60	Queen Anne R.C.	1240 West Blvd, Los Angeles, CA 90019	Metro	10	55	440	495	8		8	76	240
61	Ramon Garcia R.C.	1016 S. Fresno Street, Los Angeles, CA	Metro	14		144	144			0	24	176
62	Reseda R.C.	18411 Victory Blvd, Reseda, CA 91335	Valley	3	154	84	238	36	27	63	137	
63	Rio de Los Angeles State Park	1900 N. San Fernando Rd, Los Angeles, CA	Metro	1	131	91	222	136		136	137	2
64	Ritchie Valens R.C.	10736 Laurel Canyon Blvd, Pacoima, CA	Valley	7	108	424	532	71	73	144	159	857
65	Rose Hill R.C.	4530 Mercury Ave., Los Angeles, CA	Metro	14	34	107	141	9	11	20	22	52
66	Rosecrans R.C.	840 W. 149th St., Gardena, CA 90247	Pacific	15	76	67	143	23	108	131	132	100
67	Ross Snyder R.C.	1501 East 41st St., Los Angeles, CA 90011	Pacific	9		61	61			0		120
68	Seoul International Park	3250 San Marino St., Los Angeles, CA	Pacific	10	12	520	532	49		49	60	173
69	Sepulveda R.C.	8825 Kester Ave., Panorama City 91405	Valley	6	46	95	141	28	12	40	81	128
70	Shatto R.C.	3191 West 4th St, Los Angeles, CA 90020	Metro	13	560	70	630	255	179	434	136	161
71	Slauson R.C.	5306 S. Compton Ave., Los Angeles, CA	Pacific	9		118	118			0		53
72	South Park R.C.	345 East 51st St., Los Angeles, CA 90011	Pacific	9	85		85	1		1	209	
73	South Seas House	2301 West 24th St., Los Angeles CA 90018	Metro	10	12		12	6		6	23	
74	St. Andrews R.C.	8701 Saint Andrews Place, Los Angeles,	Pacific	8	46	208	254	35		35	146	211
75	State Street R.C.	716 North State St., Los Angeles, CA	Metro	14	171	103	274	113	102	215	85	266
76	Stonehurst R.C.	9901 Dronfield St., Sun Valley, CA 91352	Valley	7	63	34	97		1	1	158	3
77	Sun Valley R.C.	8133 Vineland Ave., Sun Valley, CA 91352	Valley	6	331	277	608	369	43	412	346	382
78	Sunland R.C.	8651 Foothill Blvd, Sunland, CA 91040	Valley	7	211	87	298	44		44	175	35
79	Sylmar Park R.C.	13109 Borden Ave, Los Angeles, CA 91342	Valley	7	58	635	693	6	179	185	8	330
80	Toberman R.C.	1725 Toberman St., Los Angeles, CA	Metro	1	20	8	28	30	8	38	23	88
81	Trinity R.C.	2415 Trinity St., Los Angeles, CA 90011	Pacific	9	43	65	108	10		10	14	32
82	Valley Plaza	12240 Archwood St., North Hollywood,	Valley	2	22	26	48	77	156	233	28	123
83	Van Ness R.C.	5720 2nd Avenue, Los Angeles, CA	Pacific	8	111		111	2	75	77	169	139
84	Van Nuys R.C.	14301 Vanowen St., Van Nuys, CA 91405	Valley	6	183	287	470	40	15	55	359	250
85	Victory-Vineland R.C.	11117 Victory Blvd., North Hollywood, CA	Valley	2	74	211	285	80	290	370	34	225
86	Vineyard R.C.	2942 Vineyard Ave, Los Angeles, CA	Pacific	10			0			0		30
87	Wabash R.C.	2765 Wabash Ave, Los Angeles, CA 90033	Metro	14		178	178			0	9	234
88	Wilmington R.C.	325 N. Neptune Ave., Wilmington, CA	Pacific	15		32	32	18	21	39	16	115
89	Winnetka R.C.	8401 Winnetka Ave., Winnetka, CA 91306	Valley	3	217	371	588	16	35	51	125	250
90	Yucca Park Community Center	6671 Yucca St., Los Angeles, CA 90028	Metro	13	155		155	135	27	162	157	11
<b>Subtotal Recreation Centers - Pre-qualified</b>				<b>6,339</b>	<b>11,865</b>	<b>18,204</b>	<b>5,085</b>	<b>3,372</b>	<b>8,457</b>	<b>6,848</b>	<b>12,118</b>	

**PROJECT PLAN  
YOUTH SPORT PARTNERSHIP**



**Attachment 3: Detail Recreation Centers**

DOCUMENT NO.: LA28-006 Rev  
FISCAL YEAR: 2025/2026

				SELINE								
				Spring 2019 Actual Enrollment (Baseline) Totals				FY 2018/2019 Actual Enrollment (Baseline) Totals				
RECREATION CENTERS - Pre-qualified				Actual Enrollment (Baseline) Totals				Actual Enrollment (Baseline) Totals				
Facility	Address	Region	CD	Actual (Baseline) Total Enrollment	Actual Enrollment (Baseline) - Classes	Actual Enrollment (Baseline) Sports Leagues	Actual (Baseline) Total Enrollment	Actual Enrollment (Baseline) - Classes	Actual Enrollment (Baseline) Sports Leagues	Actual (Baseline) Total Enrollment	Estimated Total Enrollment	
1	109th Street R.C.	1464 E. 109th St., Los Angeles, CA 90059	Pacific	15	122	32	114	146	178	203	381	247
2	Algin Sutton R.C.	8800 S. Hoover St., Los Angeles, CA	Pacific	8	116	5	149	154	51	431	482	680
3	Alpine R.C.	817 Yale St., Los Angeles, CA 90012	Metro	1	298	186	90	276	642	478	1,120	274
4	Andres and Maria Cardenas R.C.	14740 Blythe St., Panorama City, CA	Valley	6	58	150		150	255	0	255	103
5	Baldwin Hills R.C.	5401 Highlight Pl., Los Angeles, CA 90016	Pacific	10	579	15	373	388	204	1,442	1,646	409
6	Banning R.C.	1331 Eubank Ave., Wilmington, CA 90744	Pacific	15	141	112	96	208	346	237	583	218
7	Bellevue R.C.	826 Lucile Ave., Los Angeles, CA 90026	Metro	13	245	65	223	288	222	577	799	589
8	Boyle Heights Sports Center	933 South Mott St., Los Angeles, CA	Metro	14	63		175	175	18	308	326	255
9	Cabrillo Beach Bath House	3800 Stephen M White Drive, San Pedro, CA	Pacific	15		10	10	20	10	48	58	128
10	Central R.C.	1357 East 22nd St., Los Angeles, CA	Pacific	9	76	32	130	162	115	375	490	197
11	Chevy Chase R.C.	4165 Chevy Chase Dr., Los Angeles, CA	Metro	13	147	31	29	60	73	207	280	446
12	Costello R.C.	3141 E. Olympic Bl., Los Angeles, CA	Metro	14	147	97	176	273	323	320	643	1547
13	Cypress Park R.C.	2630 Pepper Ave., Los Angeles, CA 90065	Metro	1	289	77	158	235	236	402	638	547
14	David M. Gonzales/Pacoima R.C.	10943 Herrick Ave., Pacoima, CA 91331	Valley	7	298	163	307	470	673	633	1,306	348
15	Delano R.C.	15100 Erwin St., Van Nuys, CA 91411	Valley	6	386	179	106	285	620	575	1,195	1202
16	Denker R.C.	1550 West 35th Pl., Los Angeles, CA	Pacific	8	181	43	132	175	132	359	491	37
17	Downey R.C.	1772 North Spring St, Los Angeles, CA	Metro	1	79	61	209	270	102	345	447	621
18	E. Wilmington Greenbelt Community Center	918 North Sanford Ave., Wilmington, CA 90744	Pacific	15	8	8		8	16	0	16	88
19	Echo Park R.C.	1632 Bellevue Ave, Los Angeles, CA 90026	Metro	13	623	414	287	701	1,485	915	2,400	649
20	El Sereno R.C.	4721 Klamath St., Los Angeles, CA 90032	Metro	14	261	9	478	487	43	1,108	1,151	852
21	Elysian Valley R.C.	1811 Ripple St., Los Angeles, CA 90039	Metro	13	58	59	147	206	88	285	373	192
22	Evergreen R.C.	2844 E. 2nd St, Los Angeles, CA 90033	Metro	14	264	38	297	335	120	956	1,076	850
23	Expo Center/Roy Anderson R.C.	3980 South Bill Robertson Lane, Los Angeles, CA	Expo	9	971	199	702	901	427	2,479	2,906	47
24	Fernangeles R.C.	8851 Laurel Canyon Blvd, Sun Valley, CA	Valley	6	691	445	283	728	1,341	1,174	2,515	807
25	Fred Roberts R.C.	4700 S. Honduras St., Los Angeles, CA	Pacific	9	114	110	9	119	282	73	355	210
26	Gilbert Lindsay R.C.	429 E. 42nd Pl., Los Angeles, CA 90011	Pacific	9	0	1		1	1	0	1	406
27	Glassell Park R.C.	3650 Verdugo Rd., Los Angeles, CA 90065	Metro	1	134	18	125	143	97	374	471	389
28	Granada Hills R.C.	16730 Chatsworth St., Granada Hills, CA	Valley	12	421	170	548	718	536	1610	2146	543
29	Green Meadows R.C.	431 E. 89th St., Los Angeles, CA 90003	Pacific	9	44		46	46	0	119	119	1672
30	Harbor City R.C.	24901 Frampton Ave, Harbor City, CA	Pacific	15	72		182	182	58	282	340	337
31	Hazard Park R.C.	2230 Norfolk St, Los Angeles, CA 90033	Metro	14	123	189	189	189	4	417	421	307
32	Highland Park R.C.	6150 N. Piedmont Avenue, Los Angeles, CA	Metro	1	182	39	290	329	108	613	721	498
33	Hollenbeck Park R.C.	415 S. St. Louis St, Los Angeles, CA 90033	Metro	14	138		185	185	456	0	456	383
34	Hollywood R.C.	1122 Cole Ave., Los Angeles, CA 90038	Metro	13	33	40	40	80	90	107	197	251
35	Hoover R.C.	1010 W. 25th St., Los Angeles, CA 90007	Metro	1	164		130	130	362	160	522	404
36	Hubert Humphrey R.C.	12560 Filmore St., Pacoima, CA 91331	Valley	7	240	146	603	749	469	1,194	1,663	712
37	Jackie Tatum Harvard R.C.	1535 W. 62nd St., Los Angeles, CA 90047	Pacific	8	208	104	172	276	264	590	854	431
38	Jim Gilliam R.C.	4000 S. La Brea Avenue, Los Angeles, CA	Pacific	10	61	11	34	45	27	106	133	185
39	Lafayette MultiPurpose Community Center	625 South Lafayette Park Place, Los Angeles, CA	Metro	10	86	58	22	80	253	95	348	781
40	Lake Street Park	227 North Lake St., Los Angeles, CA 90026	Metro	13	229	107	68	175	374	442	816	638
41	Lanark R.C.	21816 Lanark St, Canoga Park, CA 91305	Valley	3	430	191	404	595	574	1,025	1,599	128
42	Leland R.C.	863 S. Herbert Ave, San Pedro, CA 90731	Pacific	15	0		52	52	0	52	52	21
43	Lemon Grove R.C.	4959 Lemon Grove Ave, Los Angeles, CA	Metro	13	155	112	84	196	454	165	619	395
44	Lincoln Heights R.C.	2303 Workman Street, Los Angeles, CA	Metro	1	72	2	121	123	2	315	317	232
45	Lincoln Heights Youth Center	2911 Altura Street, Los Angeles, CA 90031	Metro	1	395			0	619	105	724	388
46	Lincoln Park R.C.	3501 Valley Blvd, Los Angeles, CA 90031	Metro	1	132	73	183	256	284	300	584	249
47	Loren Miller R.C.	2717 Halldale Ave, Los Angeles, CA 90018	Pacific	8	106	23	87	110	218	161	379	268
48	Macarthur Park R.C.	2230 W. 6th St., Los Angeles, CA 90057	Metro	1	26	18	7	25	126	7	133	387

**PROJECT PLAN  
YOUTH SPORT PARTNERSHIP**



**Attachment 3: Detail Recreation Centers**

DOCUMENT NO.: LA28-006 Rev  
FISCAL YEAR: 2025/2026

				BASELINE								
				Totals	Spring 2019 Actual Enrollment (Baseline) Totals			FY 2018/2019 Actual Enrollment (Baseline) Totals				
RECREATION CENTERS - Pre-qualified				Actual (Baseline) Total Enrollment	Actual Enrollment (Baseline) - Classes	Actual Enrollment (Baseline) Sports Leagues	Actual (Baseline) Total Enrollment	Actual Enrollment (Baseline) - Classes	Actual Enrollment (Baseline) Sports Leagues	Actual (Baseline) Total Enrollment	Estimated Total Enrollment	
49	Martin Luther King, Jr. R.C.	3916 S. Western Avenue, Los Angeles, CA	Pacific	8	124	63	73	136	225	212	437	130
50	Michelle and Barack Obama Sports	5001 Rodeo Rd, Los Angeles, CA 90016	Pacific	10	44		60	60	6	191	197	476
51	Mount Carmel R.C.	830 West 70th St., Los Angeles, CA 90044	Pacific	8	146	107	19	126	364	94	458	400
52	Normandale R.C.	22400 S. Halldale Ave., Los Angeles, CA	Pacific	15	90		66	66	0	243	243	302
53	Normandie R.C.	1550 S. Normandie Avenue, Los Angeles,	Metro	1	73		274	274	0	457	457	238
54	North Hills Community Park	8756 N. Parthenia Pl, North Hills, CA	Valley	6	11		117	117	0	196	196	0
55	North Hollywood R.C.	11430 Chandler Blvd, North Hollywood,	Valley	2	245	92	123	215	376	435	811	528
56	North Weddington R.C.	10844 Acama St., Studio City, CA 91602	Valley	2	303	6	363	369	25	787	812	143
57	Panorama City R.C.	8600 Hazeltine Ave., Panorama City, CA	Valley	6	139	96	70	166	353	249	602	167
58	Pecan R.C.	127 South Pecan St., Los Angeles, CA	Metro	14	151		380	380	2	806	808	970
59	Poinsettia R.C.	7341 Willoughby Ave, Los Angeles, CA	Metro	5	140	69	61	130	321	168	489	152
60	Queen Anne R.C.	1240 West Blvd, Los Angeles, CA 90019	Metro	10	316	121	218	339	260	898	1,158	427
61	Ramon Garcia R.C.	1016 S. Fresno Street, Los Angeles, CA	Metro	14	200	13	271	284	37	591	628	1410
62	Reseda R.C.	18411 Victory Blvd, Reseda, CA 91335	Valley	3	137	92	307	399	419	418	837	285
63	Rio de Los Angeles State Park	1900 N. San Fernando Rd, Los Angeles, CA	Metro	1	139	162	133	295	566	226	792	807
64	Ritchie Valens R.C.	10736 Laurel Canyon Blvd, Pacoima, CA	Valley	7	1,016	190	354	544	528	1,708	2,236	534
65	Rose Hill R.C.	4530 Mercury Ave., Los Angeles, CA	Metro	14	74	60	152	212	125	322	447	1300
66	Rosecrans R.C.	840 W. 149th St., Gardena, CA 90247	Pacific	15	232	15	216	231	246	491	737	487
67	Ross Snyder R.C.	1501 East 41st St., Los Angeles, CA 90011	Pacific	9	120		162	162	0	343	343	1052
68	Seoul International Park	3250 San Marino St., Los Angeles, CA	Pacific	10	233	59	144	203	180	837	1,017	1259
69	Sepulveda R.C.	8825 Kester Ave., Panorama City 91405	Valley	6	209	40	1	41	195	236	431	401
70	Shatto R.C.	3191 West 4th St, Los Angeles, CA 90020	Metro	13	297	175	165	340	1,126	575	1,701	949
71	Slauson R.C.	5306 S. Compton Ave., Los Angeles, CA	Pacific	9	53	32	53	85	32	224	256	315
72	South Park R.C.	345 East 51st St., Los Angeles, CA 90011	Pacific	9	209	251	18	269	546	18	564	367
73	South Seas House	2301 West 24th St., Los Angeles CA 90018	Metro	10	23	20	20	20	61	0	61	86
74	St. Andrews R.C.	8701 Saint Andrews Place, Los Angeles,	Pacific	8	357	175	194	369	402	613	1,015	142
75	State Street R.C.	716 North State St., Los Angeles, CA	Metro	14	351	134	195	329	503	666	1,169	785
76	Stonehurst R.C.	9901 Dronfield St., Sun Valley, CA 91352	Valley	7	161	84	6	90	305	84	349	244
77	Sun Valley R.C.	8133 Vineland Ave., Sun Valley, CA 91352	Valley	6	728	402	493	895	1,448	1,195	2,643	854
78	Sunland R.C.	8651 Foothill Blvd, Sunland, CA 91040	Valley	7	210	266	116	382	696	238	934	251
79	Sylmar Park R.C.	13109 Borden Ave, Los Angeles, CA 91342	Valley	7	338	36	991	1,027	108	2,135	2,243	751
80	Toberman R.C.	1725 Toberman St., Los Angeles, CA	Metro	1	111	73	59	132	146	163	309	241
81	Trinity R.C.	2415 Trinity St., Los Angeles, CA 90011	Pacific	9	46	36	13	49	103	110	213	557
82	Valley Plaza	12240 Archwood St., North Hollywood,	Valley	2	151	55	205	260	182	510	692	805
83	Van Ness R.C.	5720 2nd Avenue, Los Angeles, CA	Pacific	8	308	53	188	241	335	402	737	222
84	Van Nuys R.C.	14301 Vanowen St., Van Nuys, CA 91405	Valley	6	609	658	145	803	1,240	697	1,937	503
85	Victory-Vineland R.C.	11117 Victory Blvd., North Hollywood, CA	Valley	2	259	31	318	349	219	1,044	1,263	394
86	Vineyard R.C.	2942 Vineyard Ave, Los Angeles, CA	Pacific	10	30	2		2	2	30	32	188
87	Wabash R.C.	2765 Wabash Ave, Los Angeles, CA 90033	Metro	14	243		131	131	9	543	552	637
88	Wilmington R.C.	325 N. Neptune Ave., Wilmington, CA	Pacific	15	131	5	167	172	39	335	374	416
89	Winnetka R.C.	8401 Winnetka Ave., Winnetka, CA 91306	Valley	3	375	86	241	327	444	897	1341	434
90	Yucca Park Community Center	6671 Yucca St., Los Angeles, CA 90028	Metro	13	168	155	24	179	602	62	664	299
<b>Subtotal Recreation Centers - Pre-qualified</b>					<b>18,966</b>	<b>7,882</b>	<b>15,223</b>	<b>23,105</b>	<b>26,154</b>	<b>42,578</b>	<b>68,732</b>	<b>42,456</b>

**PROJECT PLAN  
YOUTH SPORT PARTNERSHIP**



**Attachment 3: Detail Recreation Centers**

**DOCUMENT NO.:** LA28-006 Rev  
**FISCAL YEAR:** 2025/2026

									Summer 2025 (7/1/25 - 9/30/25) Estimated Enrollment Totals			Fall 2025 (10/1/25 - 12/31/25) Estimated Enrollment Totals		
RECREATION CENTERS - Pre-qualified														
Facility	Address	Region	CD	Estimated Enrollment - Classes	Estimated Enrollment - Sports Leagues	Estimated \$ Classes \$80	Estimated \$ Sports Leagues \$ 180	Estimated Total Classes + Sports Leagues	Estimated Total Enrollment	Estimated Enrollment - Classes	Estimated Enrollment - Sports Leagues			
1	109th Street R.C.	1464 E. 109th St., Los Angeles, CA 90059	Pacific	15	125	\$ 10,000	\$ 21,960	\$ 31,960	213	79	134			
2	Algin Sutton R.C.	8800 S. Hoover St., Los Angeles, CA	Pacific	8	241	\$ 19,280	\$ 79,020	\$ 98,300	476	312	164			
3	Alpine R.C.	817 Yale St., Los Angeles, CA 90012	Metro	1	118	\$ 9,440	\$ 28,080	\$ 37,520	294	107	187			
4	Andres and Maria Cardenas R.C.	14740 Blythe St., Panorama City, CA	Valley	6	103	\$ 8,240	\$ -	\$ 8,240	111	111	0			
5	Baldwin Hills R.C.	5401 Highlight Pl., Los Angeles, CA 90016	Pacific	10	157	\$ 12,560	\$ 45,360	\$ 57,920	233	79	154			
6	Banning R.C.	1331 Eubank Ave, Wilmington, CA 90744	Pacific	15	150	\$ 12,000	\$ 12,240	\$ 24,240	195	108	87			
7	Bellevue R.C.	826 Lucile Ave., Los Angeles, CA 90026	Metro	13	44	\$ 3,520	\$ 98,100	\$ 101,620	82	58	24			
8	Boyle Heights Sports Center	933 South Mott St., Los Angeles, CA	Metro	14	3	\$ 240	\$ 45,360	\$ 45,600	382	100	282			
9	Cabrillo Beach Bath House	3800 Stephen M White Drive, San Pedro, CA	Pacific	15	68	\$ 5,440	\$ 10,800	\$ 16,240	24	24	0			
10	Central R.C.	1357 East 22nd St., Los Angeles, CA	Pacific	9	78	\$ 6,240	\$ 21,420	\$ 27,660	141	24	117			
11	Chevy Chase R.C.	4165 Chevy Chase Dr., Los Angeles, CA	Metro	13	311	\$ 24,880	\$ 24,300	\$ 49,180	527	324	203			
12	Costello R.C.	3141 E. Olympic Bl., Los Angeles, CA	Metro	14	942	\$ 75,360	\$ 108,900	\$ 184,260	1277	676	601			
13	Cypress Park R.C.	2630 Pepper Ave., Los Angeles, CA 90065	Metro	1	240	\$ 19,200	\$ 55,260	\$ 74,460	632	290	342			
14	David M. Gonzales/Pacoima R.C.	10943 Herrick Ave., Pacoima, CA 91331	Valley	7	333	\$ 26,640	\$ 2,700	\$ 29,340	671	403	268			
15	Delano R.C.	15100 Erwin St., Van Nuys, CA 91411	Valley	6	64	\$ 5,120	\$ 204,840	\$ 209,960	1146	69	1077			
16	Denker R.C.	1550 West 35th Pl., Los Angeles, CA	Pacific	8	27	\$ 2,160	\$ 1,800	\$ 3,960	56	29	27			
17	Downey R.C.	1772 North Spring St, Los Angeles, CA	Metro	1	254	\$ 20,320	\$ 66,060	\$ 86,380	525	179	346			
18	E. Wilmington Greenbelt Community Center	918 North Sanford Ave., Wilmington, CA 90744	Pacific	15	36	\$ 2,880	\$ 9,360	\$ 12,240	99	20	79			
19	Echo Park R.C.	1632 Bellevue Ave, Los Angeles, CA 90026	Metro	13	268	\$ 21,440	\$ 68,580	\$ 90,020	758	288	470			
20	El Sereno R.C.	4721 Klamath St., Los Angeles, CA 90032	Metro	14	510	\$ 40,800	\$ 61,560	\$ 102,360	1009	514	495			
21	Elysian Valley R.C.	1811 Ripple St., Los Angeles, CA 90039	Metro	13	152	\$ 12,160	\$ 7,200	\$ 19,360	280	123	157			
22	Evergreen R.C.	2844 E. 2nd St, Los Angeles, CA 90033	Metro	14	510	\$ 40,800	\$ 61,200	\$ 102,000	994	787	207			
23	Expo Center/Roy Anderson R.C.	3980 South Bill Robertson Lane, Los Angeles, CA	Expo	9	47	\$ 3,760	\$ -	\$ 3,760	1683	1683	0			
24	Fernangeles R.C.	8851 Laurel Canyon Blvd, Sun Valley, CA	Valley	6	241	\$ 19,280	\$ 101,880	\$ 121,160	823	226	597			
25	Fred Roberts R.C.	4700 S. Honduras St., Los Angeles, CA	Pacific	9	81	\$ 6,480	\$ 23,220	\$ 29,700	177	50	127			
26	Gilbert Lindsay R.C.	429 E. 42nd Pl., Los Angeles, CA 90011	Pacific	9	89	\$ 7,120	\$ 57,060	\$ 64,180	270	71	199			
27	Glassell Park R.C.	3650 Verdugo Rd., Los Angeles, CA 90065	Metro	1	44	\$ 3,520	\$ 62,100	\$ 65,620	321	115	206			
28	Granada Hills R.C.	16730 Chatsworth St., Granada Hills, CA	Valley	12	107	\$ 8,560	\$ 78,480	\$ 87,040	392	0	392			
29	Green Meadows R.C.	431 E. 89th St., Los Angeles, CA 90003	Pacific	9	967	\$ 77,360	\$ 126,900	\$ 204,260	599	177	422			
30	Harbor City R.C.	24901 Frampton Ave, Harbor City, CA	Pacific	15	115	\$ 9,200	\$ 39,960	\$ 49,160	112	32	80			
31	Hazard Park R.C.	2230 Norfolk St, Los Angeles, CA 90033	Metro	14	95	\$ 7,600	\$ 38,160	\$ 45,760	653	497	156			
32	Highland Park R.C.	6150 N. Piedmont Avenue, Los Angeles, CA	Metro	1	125	\$ 10,000	\$ 67,140	\$ 77,140	552	66	486			
33	Hollenbeck Park R.C.	415 S. St. Louis St, Los Angeles, CA 90033	Metro	14	343	\$ 27,440	\$ 7,200	\$ 34,640	392	344	48			
34	Hollywood R.C.	1122 Cole Ave., Los Angeles, CA 90038	Metro	13	188	\$ 15,040	\$ 11,340	\$ 26,380	346	104	242			
35	Hoover R.C.	1010 W. 25th St., Los Angeles, CA 90007	Metro	1	377	\$ 30,160	\$ 4,860	\$ 35,020	191	3	188			
36	Hubert Humphrey R.C.	12560 Filmore St., Pacoima, CA 91331	Valley	7	113	\$ 9,040	\$ 107,820	\$ 116,860	735	117	618			
37	Jackie Tatum Harvard R.C.	1535 W. 62nd St., Los Angeles, CA 90047	Pacific	8	305	\$ 24,400	\$ 22,680	\$ 47,080	364	113	251			
38	Jim Gilliam R.C.	4000 S. La Brea Avenue, Los Angeles, CA	Pacific	10	57	\$ 4,560	\$ 23,040	\$ 27,600	96	42	54			
39	Lafayette MultiPurpose Community Center	625 South Lafayette Park Place, Los Angeles, CA	Metro	10	516	\$ 41,280	\$ 47,700	\$ 88,980	961	589	372			
40	Lake Street Park	227 North Lake St., Los Angeles, CA 90026	Metro	13	105	\$ 8,400	\$ 5,940	\$ 14,340	78	27	51			
41	Lanark R.C.	21816 Lanark St, Canoga Park, CA 91305	Valley	3	101	\$ 8,080	\$ 94,860	\$ 102,940	711	163	548			
42	Leland R.C.	863 S. Herbert Ave, San Pedro, CA 90731	Pacific	15	21	\$ 1,680	\$ -	\$ 1,680	81	70	11			
43	Lemon Grove R.C.	4959 Lemon Grove Ave, Los Angeles, CA	Metro	13	253	\$ 20,240	\$ 25,560	\$ 45,800	346	169	177			
44	Lincoln Heights R.C.	2303 Workman Street, Los Angeles, CA	Metro	1	167	\$ 13,360	\$ 11,700	\$ 25,060	308	156	152			
45	Lincoln Heights Youth Center	2911 Altura Street, Los Angeles, CA 90031	Metro	1	388	\$ 31,040	\$ -	\$ 31,040	467	467	0			
46	Lincoln Park R.C.	3501 Valley Blvd, Los Angeles, CA 90031	Metro	1	186	\$ 14,880	\$ 11,340	\$ 26,220	401	262	139			
47	Loren Miller R.C.	2717 Halldale Ave, Los Angeles, CA 90018	Pacific	8	161	\$ 12,880	\$ 19,260	\$ 32,140	293	105	188			
48	Macarthur Park R.C.	2230 W. 6th St., Los Angeles, CA 90057	Metro	1	148	\$ 11,840	\$ 43,020	\$ 54,860	347	147	200			



**PROJECT PLAN  
YOUTH SPORT PARTNERSHIP**



**Attachment 3: Detail Recreation Centers**

DOCUMENT NO.: LA28-006 Rev  
FISCAL YEAR: 2025/2026

									Summer 2025 (7/1/25 - 9/30/25) Estimated Enrollment Totals			Fall 2025 (10/1/25 - 12/31/25) Estimated Enrollment Totals		
RECREATION CENTERS - Pre-qualified														
Facility	Address	Region	CD	Estimated Enrollment - Classes	Estimated Enrollment - Sports Leagues	Estimated \$ Classes \$80	Estimated \$ Sports Leagues \$ 180	Estimated Total Classes + Sports Leagues	Estimated Total Enrollment	Estimated Enrollment - Classes	Estimated Enrollment - Sports Leagues			
49	Martin Luther King, Jr. R.C.	3916 S. Western Avenue, Los Angeles, CA	Pacific	8	0	130	\$ -	\$ 23,400	\$ 23,400	0	0			
50	Michelle and Barack Obama Sports	5001 Rodeo Rd, Los Angeles, CA 90016	Pacific	10	303	173	\$ 24,240	\$ 31,140	\$ 55,380	227	101			
51	Mount Carmel R.C.	830 West 70th St., Los Angeles, CA 90044	Pacific	8	133	267	\$ 10,640	\$ 48,060	\$ 58,700	472	246			
52	Normandale R.C.	22400 S. Halldale Ave., Los Angeles, CA	Pacific	15	41	261	\$ 3,280	\$ 46,980	\$ 50,260	130	33			
53	Normandie R.C.	1550 S. Normandie Avenue, Los Angeles,	Metro	1	152	86	\$ 12,160	\$ 15,480	\$ 27,640	490	123			
54	North Hills Community Park	8756 N. Parthenia Pl, North Hills, CA	Valley	6	0	0	\$ -	\$ -	\$ -	0	0			
55	North Hollywood R.C.	11430 Chandler Blvd, North Hollywood,	Valley	2	300	228	\$ 24,000	\$ 41,040	\$ 65,040	529	293			
56	North Weddington R.C.	10844 Acama St., Studio City, CA 91602	Valley	2	18	125	\$ 1,440	\$ 22,500	\$ 23,940	65	0			
57	Panorama City R.C.	8600 Hazeltine Ave., Panorama City, CA	Valley	6	35	132	\$ 2,800	\$ 23,760	\$ 26,560	196	33			
58	Pecan R.C.	127 South Pecan St., Los Angeles, CA	Metro	14	496	474	\$ 39,680	\$ 85,320	\$ 125,000	1158	735			
59	Poinsettia R.C.	7341 Willoughby Ave, Los Angeles, CA	Metro	5	57	95	\$ 4,560	\$ 17,100	\$ 21,660	47	27			
60	Queen Anne R.C.	1240 West Blvd, Los Angeles, CA 90019	Metro	10	87	340	\$ 6,960	\$ 61,200	\$ 68,160	431	24			
61	Ramon Garcia R.C.	1016 S. Fresno Street, Los Angeles, CA	Metro	14	850	560	\$ 68,000	\$ 100,800	\$ 168,800	1048	519			
62	Reseda R.C.	18411 Victory Blvd, Reseda, CA 91335	Valley	3	134	151	\$ 10,720	\$ 27,180	\$ 37,900	383	145			
63	Rio de Los Angeles State Park	1900 N. San Fernando Rd, Los Angeles, CA	Metro	1	519	288	\$ 41,520	\$ 51,840	\$ 93,360	940	611			
64	Ritchie Valens R.C.	10736 Laurel Canyon Blvd, Pacoima, CA	Valley	7	213	321	\$ 17,040	\$ 57,780	\$ 74,820	598	160			
65	Rose Hill R.C.	4530 Mercury Ave., Los Angeles, CA	Metro	14	975	325	\$ 78,000	\$ 58,500	\$ 136,500	1777	1486			
66	Rosecrans R.C.	840 W. 149th St., Gardena, CA 90247	Pacific	15	130	357	\$ 10,400	\$ 64,260	\$ 74,660	262	123			
67	Ross Snyder R.C.	1501 East 41st St., Los Angeles, CA 90011	Pacific	9	535	517	\$ 42,800	\$ 93,060	\$ 135,860	920	525			
68	Seoul International Park	3250 San Marino St., Los Angeles, CA	Pacific	10	115	1144	\$ 9,200	\$ 205,920	\$ 215,120	170	103			
69	Sepulveda R.C.	8825 Kester Ave., Panorama City 91405	Valley	6	108	293	\$ 8,640	\$ 52,740	\$ 61,380	284	93			
70	Shatto R.C.	3191 West 4th St, Los Angeles, CA 90020	Metro	13	696	253	\$ 55,680	\$ 45,540	\$ 101,220	825	451			
71	Slauson R.C.	5306 S. Compton Ave., Los Angeles, CA	Pacific	9	54	261	\$ 4,320	\$ 46,980	\$ 51,300	333	42			
72	South Park R.C.	345 East 51st St., Los Angeles, CA 90011	Pacific	9	58	309	\$ 4,640	\$ 55,620	\$ 60,260	160	73			
73	South Seas House	2301 West 24th St., Los Angeles CA 90018	Metro	10	86	0	\$ 6,880	\$ -	\$ 6,880	65	65			
74	St. Andrews R.C.	8701 Saint Andrews Place, Los Angeles,	Pacific	8	142	0	\$ 11,360	\$ -	\$ 11,360	88	49			
75	State Street R.C.	716 North State St., Los Angeles, CA	Metro	14	497	288	\$ 39,760	\$ 51,840	\$ 91,600	760	417			
76	Stonehurst R.C.	9901 Dronfield St., Sun Valley, CA 91352	Valley	7	61	183	\$ 4,880	\$ 32,940	\$ 37,820	339	84			
77	Sun Valley R.C.	8133 Vineland Ave., Sun Valley, CA 91352	Valley	6	389	465	\$ 31,120	\$ 83,700	\$ 114,820	697	352			
78	Sunland R.C.	8651 Foothill Blvd, Sunland, CA 91040	Valley	7	208	43	\$ 16,640	\$ 7,740	\$ 24,380	345	265			
79	Sylmar Park R.C.	13109 Borden Ave, Los Angeles, CA 91342	Valley	7	206	545	\$ 16,480	\$ 98,100	\$ 114,580	920	83			
80	Toberman R.C.	1725 Toberman St., Los Angeles, CA	Metro	1	5	236	\$ 400	\$ 42,480	\$ 42,880	370	183			
81	Trinity R.C.	2415 Trinity St., Los Angeles, CA 90011	Pacific	9	353	204	\$ 28,240	\$ 36,720	\$ 64,960	1025	800			
82	Valley Plaza	12240 Archwood St., North Hollywood,	Valley	2	253	552	\$ 20,240	\$ 99,360	\$ 119,600	549	340			
83	Van Ness R.C.	5720 2nd Avenue, Los Angeles, CA	Pacific	8	51	171	\$ 4,080	\$ 30,780	\$ 34,860	241	53			
84	Van Nuys R.C.	14301 Vanowen St., Van Nuys, CA 91405	Valley	6	88	415	\$ 7,040	\$ 74,700	\$ 81,740	511	68			
85	Victory-Vineland R.C.	11117 Victory Blvd., North Hollywood, CA	Valley	2	63	331	\$ 5,040	\$ 59,580	\$ 64,620	407	63			
86	Vineyard R.C.	2942 Vineyard Ave, Los Angeles, CA	Pacific	10	133	55	\$ 10,640	\$ 9,900	\$ 20,540	112	110			
87	Wabash R.C.	2765 Wabash Ave, Los Angeles, CA 90033	Metro	14	179	458	\$ 14,320	\$ 82,440	\$ 96,760	543	280			
88	Wilmington R.C.	325 N. Neptune Ave., Wilmington, CA	Pacific	15	159	257	\$ 12,720	\$ 46,260	\$ 58,980	113	58			
89	Winnetka R.C.	8401 Winnetka Ave., Winnetka, CA 91306	Valley	3	239	195	\$ 19,120	\$ 35,100	\$ 54,220	260	87			
90	Yucca Park Community Center	6671 Yucca St., Los Angeles, CA 90028	Metro	13	290	9	\$ 23,200	\$ 1,620	\$ 24,820	322	277			
<b>Subtotal Recreation Centers - Pre-qualified</b>				<b>19,485</b>	<b>22,971</b>	<b>\$ 1,558,800</b>	<b>\$ 4,134,780</b>	<b>\$ 5,693,580</b>	<b>40,936</b>	<b>20,079</b>	<b>20,857</b>			

**PROJECT PLAN  
YOUTH SPORT PARTNERSHIP**



**Attachment 3: Detail Recreation Centers**

DOCUMENT NO.: LA28-006 Rev  
FISCAL YEAR: 2025/2026

							FY 2025/2026 PROJECT PLAN (ESTIMATE)						
							10/1/25 - 12/31/25		Winter 2026 (1/1/26 - 3/31/26)				
							Enrollment Totals		Estimated Enrollment Totals				
RECREATION CENTERS - Pre-qualified													
Facility	Address	Region	CD	Estimated \$	Estimated \$	Estimated Total	Estimated Total Enrollment	Estimated Enrollment - Classes	Estimated Enrollment - Sports Leagues	Estimated \$	Estimated \$		
				Classes	Sports Leagues	Classes + Sports Leagues						Classes	Sports Leagues
				\$80	\$ 180					\$80	\$ 180		
1	109th Street R.C.	1464 E. 109th St., Los Angeles, CA 90059	Pacific	15	\$ 6,320	\$ 24,120	\$ 30,440	170	18	152	\$ 1,440	\$ 27,360	
2	Algin Sutton R.C.	8800 S. Hoover St., Los Angeles, CA	Pacific	8	\$ 24,960	\$ 29,520	\$ 54,480	134	91	43	\$ 7,280	\$ 7,740	
3	Alpine R.C.	817 Yale St., Los Angeles, CA 90012	Metro	1	\$ 8,560	\$ 33,660	\$ 42,220	314	146	168	\$ 11,680	\$ 30,240	
4	Andres and Maria Cardenas R.C.	14740 Blythe St., Panorama City, CA	Valley	6	\$ 8,880	\$ -	\$ 8,880	71	71	0	\$ 5,680	\$ -	
5	Baldwin Hills R.C.	5401 Highlight Pl., Los Angeles, CA 90016	Pacific	10	\$ 6,320	\$ 27,720	\$ 34,040	407	83	324	\$ 6,640	\$ 58,320	
6	Banning R.C.	1331 Eubank Ave, Wilmington, CA 90744	Pacific	15	\$ 8,640	\$ 15,660	\$ 24,300	180	122	58	\$ 9,760	\$ 10,440	
7	Bellevue R.C.	826 Lucile Ave., Los Angeles, CA 90026	Metro	13	\$ 4,640	\$ 4,320	\$ 8,960	371	34	337	\$ 2,720	\$ 60,660	
8	Boyle Heights Sports Center	933 South Mott St., Los Angeles, CA	Metro	14	\$ 8,000	\$ 50,760	\$ 58,760	348	78	270	\$ 6,240	\$ 48,600	
9	Cabrillo Beach Bath House	3800 Stephen M White Drive, San Pedro, CA	Pacific	15	\$ 1,920	\$ -	\$ 1,920	150	150	0	\$ 12,000	\$ -	
10	Central R.C.	1357 East 22nd St., Los Angeles, CA	Pacific	9	\$ 1,920	\$ 21,060	\$ 22,980	152	50	102	\$ 4,000	\$ 18,360	
11	Chevy Chase R.C.	4165 Chevy Chase Dr., Los Angeles, CA	Metro	13	\$ 25,920	\$ 36,540	\$ 62,460	411	239	172	\$ 19,120	\$ 30,960	
12	Costello R.C.	3141 E. Olympic Bl., Los Angeles, CA	Metro	14	\$ 54,080	\$ 108,180	\$ 162,260	1814	1383	431	\$ 110,640	\$ 77,580	
13	Cypress Park R.C.	2630 Pepper Ave., Los Angeles, CA 90065	Metro	1	\$ 23,200	\$ 61,560	\$ 84,760	520	316	204	\$ 25,280	\$ 36,720	
14	David M. Gonzales/Pacoima R.C.	10943 Herrick Ave., Pacoima, CA 91331	Valley	7	\$ 32,240	\$ 48,240	\$ 80,480	605	331	274	\$ 26,480	\$ 49,320	
15	Delano R.C.	15100 Erwin St., Van Nuys, CA 91411	Valley	6	\$ 5,520	\$ 193,860	\$ 199,380	1452	82	1370	\$ 6,560	\$ 246,600	
16	Denker R.C.	1550 West 35th Pl., Los Angeles, CA	Pacific	8	\$ 2,320	\$ 4,860	\$ 7,180	74	39	35	\$ 3,120	\$ 6,300	
17	Downey R.C.	1772 North Spring St, Los Angeles, CA	Metro	1	\$ 14,320	\$ 62,280	\$ 76,600	542	127	415	\$ 10,160	\$ 74,700	
18	E. Wilmington Greenbelt Community Center	918 North Sanford Ave., Wilmington, CA 90744	Pacific	15	\$ 1,600	\$ 14,220	\$ 15,820	51	4	47	\$ 320	\$ 8,460	
19	Echo Park R.C.	1632 Bellevue Ave, Los Angeles, CA 90026	Metro	13	\$ 23,040	\$ 84,600	\$ 107,640	608	321	287	\$ 25,680	\$ 51,660	
20	El Sereno R.C.	4721 Klamath St., Los Angeles, CA 90032	Metro	14	\$ 41,120	\$ 89,100	\$ 130,220	904	492	412	\$ 39,360	\$ 74,160	
21	Elysian Valley R.C.	1811 Ripple St., Los Angeles, CA 90039	Metro	13	\$ 9,840	\$ 28,260	\$ 38,100	111	61	50	\$ 4,880	\$ 9,000	
22	Evergreen R.C.	2844 E. 2nd St, Los Angeles, CA 90033	Metro	14	\$ 62,960	\$ 37,260	\$ 100,220	963	725	238	\$ 58,000	\$ 42,840	
23	Expo Center/Roy Anderson R.C.	3980 South Bill Robertson Lane, Los Angeles, CA	Expo	9	\$ 134,640	\$ -	\$ 134,640	1100	161	939	\$ 12,880	\$ 169,020	
24	Fernangeles R.C.	8851 Laurel Canyon Blvd, Sun Valley, CA	Valley	6	\$ 18,080	\$ 107,460	\$ 125,540	650	356	294	\$ 28,480	\$ 52,920	
25	Fred Roberts R.C.	4700 S. Honduras St., Los Angeles, CA	Pacific	9	\$ 4,000	\$ 22,860	\$ 26,860	184	14	170	\$ 1,120	\$ 30,600	
26	Gilbert Lindsay R.C.	429 E. 42nd Pl., Los Angeles, CA 90011	Pacific	9	\$ 5,680	\$ 35,820	\$ 41,500	115	52	63	\$ 4,160	\$ 11,340	
27	Glassell Park R.C.	3650 Verdugo Rd., Los Angeles, CA 90065	Metro	1	\$ 9,200	\$ 37,080	\$ 46,280	343	114	229	\$ 9,120	\$ 41,220	
28	Granada Hills R.C.	16730 Chatsworth St., Granada Hills, CA	Valley	12	\$ -	\$ 70,560	\$ 70,560	706	215	491	\$ 17,200	\$ 88,380	
29	Green Meadows R.C.	431 E. 89th St., Los Angeles, CA 90003	Pacific	9	\$ 14,160	\$ 75,960	\$ 90,120	894	441	453	\$ 35,280	\$ 81,540	
30	Harbor City R.C.	24901 Frampton Ave, Harbor City, CA	Pacific	15	\$ 2,560	\$ 14,400	\$ 16,960	309	142	167	\$ 11,360	\$ 30,060	
31	Hazard Park R.C.	2230 Norfolk St, Los Angeles, CA 90033	Metro	14	\$ 39,760	\$ 28,080	\$ 67,840	576	311	265	\$ 24,880	\$ 47,700	
32	Highland Park R.C.	6150 N. Piedmont Avenue, Los Angeles, CA	Metro	1	\$ 5,280	\$ 87,480	\$ 92,760	435	79	356	\$ 6,320	\$ 64,080	
33	Hollenbeck Park R.C.	415 S. St. Louis St, Los Angeles, CA 90033	Metro	14	\$ 27,520	\$ 8,640	\$ 36,160	425	369	56	\$ 29,520	\$ 10,080	
34	Hollywood R.C.	1122 Cole Ave., Los Angeles, CA 90038	Metro	13	\$ 8,320	\$ 43,560	\$ 51,880	226	111	115	\$ 8,880	\$ 20,700	
35	Hoover R.C.	1010 W. 25th St., Los Angeles, CA 90007	Metro	1	\$ 240	\$ 33,840	\$ 34,080	294	89	205	\$ 7,120	\$ 36,900	
36	Hubert Humphrey R.C.	12560 Filmore St., Pacoima, CA 91331	Valley	7	\$ 9,360	\$ 111,240	\$ 120,600	610	102	508	\$ 8,160	\$ 91,440	
37	Jackie Tatum Harvard R.C.	1535 W. 62nd St., Los Angeles, CA 90047	Pacific	8	\$ 9,040	\$ 45,180	\$ 54,220	330	159	171	\$ 12,720	\$ 30,780	
38	Jim Gilliam R.C.	4000 S. La Brea Avenue, Los Angeles, CA	Pacific	10	\$ 3,360	\$ 9,720	\$ 13,080	70	36	34	\$ 2,880	\$ 6,120	
39	Lafayette MultiPurpose Community Center	625 South Lafayette Park Place, Los Angeles, CA	Metro	10	\$ 47,120	\$ 66,960	\$ 114,080	429	366	63	\$ 29,280	\$ 11,340	
40	Lake Street Park	227 North Lake St., Los Angeles, CA 90026	Metro	13	\$ 2,160	\$ 9,180	\$ 11,340	144	75	69	\$ 6,000	\$ 12,420	
41	Lanark R.C.	21816 Lanark St, Canoga Park, CA 91305	Valley	3	\$ 13,040	\$ 98,640	\$ 111,680	527	87	440	\$ 6,960	\$ 79,200	
42	Leland R.C.	863 S. Herbert Ave, San Pedro, CA 90731	Pacific	15	\$ 5,600	\$ 1,980	\$ 7,580	1	1	0	\$ 80	\$ -	
43	Lemon Grove R.C.	4959 Lemon Grove Ave, Los Angeles, CA	Metro	13	\$ 13,520	\$ 31,860	\$ 45,380	343	267	76	\$ 21,360	\$ 13,680	
44	Lincoln Heights R.C.	2303 Workman Street, Los Angeles, CA	Metro	1	\$ 12,480	\$ 27,360	\$ 39,840	269	102	167	\$ 8,160	\$ 30,060	
45	Lincoln Heights Youth Center	2911 Altura Street, Los Angeles, CA 90031	Metro	1	\$ 37,360	\$ -	\$ 37,360	347	347	0	\$ 27,760	\$ -	
46	Lincoln Park R.C.	3501 Valley Blvd, Los Angeles, CA 90031	Metro	1	\$ 20,960	\$ 25,020	\$ 45,980	287	215	72	\$ 17,200	\$ 12,960	
47	Loren Miller R.C.	2717 Halldale Ave, Los Angeles, CA 90018	Pacific	8	\$ 8,400	\$ 33,840	\$ 42,240	216	188	28	\$ 15,040	\$ 5,040	
48	Macarthur Park R.C.	2230 W. 6th St., Los Angeles, CA 90057	Metro	1	\$ 11,760	\$ 36,000	\$ 47,760	418	303	115	\$ 24,240	\$ 20,700	



**PROJECT PLAN  
YOUTH SPORT PARTNERSHIP**



**Attachment 3: Detail Recreation Centers**

DOCUMENT NO.: LA28-006 Rev  
FISCAL YEAR: 2025/2026

**FY 2025/2026 PROJECT PLAN (ESTIMATE)**

7/25 - 12/31/25)  
Enrollment Totals

Winter 2026 (1/1/26 - 3/31/26)  
Estimated Enrollment Totals

RECREATION CENTERS - Pre-qualified						
Facility	Address	Region	CD	Estimated \$ Classes \$80	Estimated \$ Sports Leagues 180	Estimated Total Classes + Sports Leagues
49	Martin Luther King, Jr. R.C.	3916 S. Western Avenue, Los Angeles, CA	Pacific	8	\$ -	\$ -
50	Michelle and Barack Obama Sports	5001 Rodeo Rd, Los Angeles, CA 90016	Pacific	10	\$ 8,080	\$ 22,680
51	Mount Carmel R.C.	830 West 70th St., Los Angeles, CA 90044	Pacific	8	\$ 19,680	\$ 40,680
52	Normandale R.C.	22400 S. Halldale Ave., Los Angeles, CA	Pacific	15	\$ 2,640	\$ 17,460
53	Normandie R.C.	1550 S. Normandie Avenue, Los Angeles,	Metro	1	\$ 9,840	\$ 66,060
54	North Hills Community Park	8756 N. Parthenia Pl, North Hills, CA	Valley	6	\$ -	\$ -
55	North Hollywood R.C.	11430 Chandler Blvd, North Hollywood,	Valley	2	\$ 23,440	\$ 42,480
56	North Weddington R.C.	10844 Acama St., Studio City, CA 91602	Valley	2	\$ -	\$ 11,700
57	Panorama City R.C.	8600 Hazeltine Ave., Panorama City, CA	Valley	6	\$ 2,640	\$ 29,340
58	Pecan R.C.	127 South Pecan St., Los Angeles, CA	Metro	14	\$ 58,800	\$ 76,140
59	Poinsettia R.C.	7341 Willoughby Ave, Los Angeles, CA	Metro	5	\$ 2,160	\$ 3,600
60	Queen Anne R.C.	1240 West Blvd, Los Angeles, CA 90019	Metro	10	\$ 1,920	\$ 73,260
61	Ramon Garcia R.C.	1016 S. Fresno Street, Los Angeles, CA	Metro	14	\$ 41,520	\$ 95,220
62	Reseda R.C.	18411 Victory Blvd, Reseda, CA 91335	Valley	3	\$ 11,600	\$ 42,840
63	Rio de Los Angeles State Park	1900 N. San Fernando Rd, Los Angeles, CA	Metro	1	\$ 48,880	\$ 59,220
64	Ritchie Valens R.C.	10736 Laurel Canyon Blvd, Pacoima, CA	Valley	7	\$ 12,800	\$ 78,840
65	Rose Hill R.C.	4530 Mercury Ave., Los Angeles, CA	Metro	14	\$ 118,880	\$ 52,380
66	Rosecrans R.C.	840 W. 149th St., Gardena, CA 90247	Pacific	15	\$ 9,840	\$ 25,020
67	Ross Snyder R.C.	1501 East 41st St., Los Angeles, CA 90011	Pacific	9	\$ 42,000	\$ 71,100
68	Seoul International Park	3250 San Marino St., Los Angeles, CA	Pacific	10	\$ 8,240	\$ 12,060
69	Sepulveda R.C.	8825 Kester Ave., Panorama City 91405	Valley	6	\$ 7,440	\$ 34,380
70	Shatto R.C.	3191 West 4th St, Los Angeles, CA 90020	Metro	13	\$ 36,080	\$ 67,320
71	Slauson R.C.	5306 S. Compton Ave., Los Angeles, CA	Pacific	9	\$ 3,360	\$ 52,380
72	South Park R.C.	345 East 51st St., Los Angeles, CA 90011	Pacific	9	\$ 5,840	\$ 15,660
73	South Seas House	2301 West 24th St., Los Angeles CA 90018	Metro	10	\$ 5,200	\$ -
74	St. Andrews R.C.	8701 Saint Andrews Place, Los Angeles,	Pacific	8	\$ 3,920	\$ 7,020
75	State Street R.C.	716 North State St., Los Angeles, CA	Metro	14	\$ 33,360	\$ 61,740
76	Stonehurst R.C.	9901 Dronfield St., Sun Valley, CA 91352	Valley	7	\$ 6,720	\$ 45,900
77	Sun Valley R.C.	8133 Vineland Ave., Sun Valley, CA 91352	Valley	6	\$ 28,160	\$ 62,100
78	Sunland R.C.	8651 Foothill Blvd, Sunland, CA 91040	Valley	7	\$ 21,200	\$ 14,400
79	Sylmar Park R.C.	13109 Borden Ave, Los Angeles, CA 91342	Valley	7	\$ 6,640	\$ 150,660
80	Toberman R.C.	1725 Toberman St., Los Angeles, CA	Metro	1	\$ 14,640	\$ 33,660
81	Trinity R.C.	2415 Trinity St., Los Angeles, CA 90011	Pacific	9	\$ 64,000	\$ 40,500
82	Valley Plaza	12240 Archwood St., North Hollywood,	Valley	2	\$ 27,200	\$ 37,620
83	Van Ness R.C.	5720 2nd Avenue, Los Angeles, CA	Pacific	8	\$ 4,240	\$ 33,840
84	Van Nuys R.C.	14301 Vanowen St., Van Nuys, CA 91405	Valley	6	\$ 5,440	\$ 79,740
85	Victory-Vineland R.C.	11117 Victory Blvd., North Hollywood, CA	Valley	2	\$ 5,040	\$ 61,920
86	Vineyard R.C.	2942 Vineyard Ave, Los Angeles, CA	Pacific	10	\$ 8,800	\$ 360
87	Wabash R.C.	2765 Wabash Ave, Los Angeles, CA 90033	Metro	14	\$ 22,400	\$ 47,340
88	Wilmington R.C.	325 N. Neptune Ave., Wilmington, CA	Pacific	15	\$ 4,640	\$ 9,900
89	Winnetka R.C.	8401 Winnetka Ave., Winnetka, CA 91306	Valley	3	\$ 6,960	\$ 31,140
90	Yucca Park Community Center	6671 Yucca St., Los Angeles, CA 90028	Metro	13	\$ 22,160	\$ 8,100
<b>Subtotal Recreation Centers - Pre-qualified</b>				<b>\$ 1,606,320</b>	<b>\$ 3,754,260</b>	<b>\$ 5,360,580</b>

Estimated Total Enrollment	Estimated Enrollment - Classes	Estimated Enrollment - Sports Leagues	Estimated \$ Classes \$80	Estimated \$ Sports Leagues 180
30	30	0	\$ 2,400	\$ -
539	132	407	\$ 10,560	\$ 73,260
292	166	126	\$ 13,280	\$ 22,680
115	57	58	\$ 4,560	\$ 10,440
419	124	295	\$ 9,920	\$ 53,100
0	0	0	\$ -	\$ -
573	267	306	\$ 21,360	\$ 55,080
216	21	195	\$ 1,680	\$ 35,100
240	50	190	\$ 4,000	\$ 34,200
670	467	203	\$ 37,360	\$ 36,540
236	62	174	\$ 4,960	\$ 31,320
324	36	288	\$ 2,880	\$ 51,840
658	337	321	\$ 26,960	\$ 57,780
229	155	74	\$ 12,400	\$ 13,320
699	559	140	\$ 44,720	\$ 25,200
470	121	349	\$ 9,680	\$ 62,820
330	220	110	\$ 17,600	\$ 19,800
239	73	166	\$ 5,840	\$ 29,880
1005	551	454	\$ 44,080	\$ 81,720
515	54	461	\$ 4,320	\$ 82,980
216	51	165	\$ 4,080	\$ 29,700
700	334	366	\$ 26,720	\$ 65,880
88	1	87	\$ 80	\$ 15,660
132	73	59	\$ 5,840	\$ 10,620
81	81	0	\$ 6,480	\$ -
223	40	183	\$ 3,200	\$ 32,940
328	141	187	\$ 11,280	\$ 33,660
269	75	194	\$ 6,000	\$ 34,920
521	264	257	\$ 21,120	\$ 46,260
324	255	69	\$ 20,400	\$ 12,420
1055	131	924	\$ 10,480	\$ 166,320
284	15	269	\$ 1,200	\$ 48,420
1021	822	199	\$ 65,760	\$ 35,820
618	348	270	\$ 27,840	\$ 48,600
283	91	192	\$ 7,280	\$ 34,560
524	106	418	\$ 8,480	\$ 75,240
509	113	396	\$ 9,040	\$ 71,280
106	46	60	\$ 3,680	\$ 10,800
350	161	189	\$ 12,880	\$ 34,020
127	27	100	\$ 2,160	\$ 18,000
630	223	407	\$ 17,840	\$ 73,260
333	300	33	\$ 24,000	\$ 5,940
<b>37,121</b>	<b>16,845</b>	<b>20,276</b>	<b>\$ 1,347,600</b>	<b>\$ 3,649,680</b>

**PROJECT PLAN  
YOUTH SPORT PARTNERSHIP**



**Attachment 3: Detail Recreation Centers**

**DOCUMENT NO.:** LA28-006 Rev  
**FISCAL YEAR:** 2025/2026

RECREATION CENTERS - Pre-qualified					Spring 2026 (4/1/26 - 6/30/26) Estimated Enrollment Totals						
Facility	Address	Region	CD	Estimated Total Classes + Sports Leagues	Estimated Total Enrollment	Estimated Enrollment - Classes	Estimated Enrollment - Sports Leagues	Estimated \$ Classes \$80	Estimated \$ Sports Leagues \$ 180	Estimated Total Classes + Sports Leagues	
1	109th Street R.C.	1464 E. 109th St., Los Angeles, CA 90059	Pacific	15	\$ 28,800	287	76	211	\$ 6,080	\$ 37,980	\$ 44,060
2	Algin Sutton R.C.	8800 S. Hoover St., Los Angeles, CA	Pacific	8	\$ 15,020	325	151	174	\$ 12,080	\$ 31,320	\$ 43,400
3	Alpine R.C.	817 Yale St., Los Angeles, CA 90012	Metro	1	\$ 41,920	256	72	184	\$ 5,760	\$ 33,120	\$ 38,880
4	Andres and Maria Cardenas R.C.	14740 Blythe St., Panorama City, CA	Valley	6	\$ 5,680	95	95	0	\$ 7,600	\$ -	\$ 7,600
5	Baldwin Hills R.C.	5401 Highlight Pl., Los Angeles, CA 90016	Pacific	10	\$ 64,960	483	84	399	\$ 6,720	\$ 71,820	\$ 78,540
6	Banning R.C.	1331 Eubank Ave, Wilmington, CA 90744	Pacific	15	\$ 20,200	332	146	186	\$ 11,680	\$ 33,480	\$ 45,160
7	Bellevue R.C.	826 Lucile Ave., Los Angeles, CA 90026	Metro	13	\$ 63,380	283	69	214	\$ 5,520	\$ 38,520	\$ 44,040
8	Boyle Heights Sports Center	933 South Mott St., Los Angeles, CA	Metro	14	\$ 54,840	695	274	421	\$ 21,920	\$ 75,780	\$ 97,700
9	Cabrillo Beach Bath House	3800 Stephen M White Drive, San Pedro, CA	Pacific	15	\$ 12,000	168	125	43	\$ 10,000	\$ 7,740	\$ 17,740
10	Central R.C.	1357 East 22nd St., Los Angeles, CA	Pacific	9	\$ 22,360	144	18	126	\$ 1,440	\$ 22,680	\$ 24,120
11	Chevy Chase R.C.	4165 Chevy Chase Dr., Los Angeles, CA	Metro	13	\$ 50,080	444	319	125	\$ 25,520	\$ 22,500	\$ 48,020
12	Costello R.C.	3141 E. Olympic Bl., Los Angeles, CA	Metro	14	\$ 188,220	1451	944	507	\$ 75,520	\$ 91,260	\$ 166,780
13	Cypress Park R.C.	2630 Pepper Ave., Los Angeles, CA 90065	Metro	1	\$ 62,000	617	305	312	\$ 24,400	\$ 56,160	\$ 80,560
14	David M. Gonzales/Pacoima R.C.	10943 Herrick Ave., Pacoima, CA 91331	Valley	7	\$ 75,800	716	437	279	\$ 34,960	\$ 50,220	\$ 85,180
15	Delano R.C.	15100 Erwin St., Van Nuys, CA 91411	Valley	6	\$ 253,160	1714	244	1470	\$ 19,520	\$ 264,600	\$ 284,120
16	Denker R.C.	1550 West 35th Pl., Los Angeles, CA	Pacific	8	\$ 9,420	117	47	70	\$ 3,760	\$ 12,600	\$ 16,360
17	Downey R.C.	1772 North Spring St, Los Angeles, CA	Metro	1	\$ 84,860	414	261	153	\$ 20,880	\$ 27,540	\$ 48,420
18	E. Wilmington Greenbelt Community Center	918 North Sanford Ave., Wilmington, CA 90744	Pacific	15	\$ 8,780	14	8	6	\$ 640	\$ 1,080	\$ 1,720
19	Echo Park R.C.	1632 Bellevue Ave, Los Angeles, CA 90026	Metro	13	\$ 77,340	600	284	316	\$ 22,720	\$ 56,880	\$ 79,600
20	El Sereno R.C.	4721 Klamath St., Los Angeles, CA 90032	Metro	14	\$ 113,520	1387	819	568	\$ 65,520	\$ 102,240	\$ 167,760
21	Elysian Valley R.C.	1811 Ripple St., Los Angeles, CA 90039	Metro	13	\$ 13,880	270	109	161	\$ 8,720	\$ 28,980	\$ 37,700
22	Evergreen R.C.	2844 E. 2nd St, Los Angeles, CA 90033	Metro	14	\$ 100,840	1354	912	442	\$ 72,960	\$ 79,560	\$ 152,520
23	Expo Center/Roy Anderson R.C.	3980 South Bill Robertson Lane, Los Angeles, CA	Expo	9	\$ 181,900	2194	1025	1169	\$ 82,000	\$ 210,420	\$ 292,420
24	Fernangeles R.C.	8851 Laurel Canyon Blvd, Sun Valley, CA	Valley	6	\$ 81,400	965	343	622	\$ 27,440	\$ 111,960	\$ 139,400
25	Fred Roberts R.C.	4700 S. Honduras St., Los Angeles, CA	Pacific	9	\$ 31,720	198	15	183	\$ 1,200	\$ 32,940	\$ 34,140
26	Gilbert Lindsay R.C.	429 E. 42nd Pl., Los Angeles, CA 90011	Pacific	9	\$ 15,500	129	24	105	\$ 1,920	\$ 18,900	\$ 20,820
27	Glassell Park R.C.	3650 Verdugo Rd., Los Angeles, CA 90065	Metro	1	\$ 50,340	376	204	172	\$ 16,320	\$ 30,960	\$ 47,280
28	Granada Hills R.C.	16730 Chatsworth St., Granada Hills, CA	Valley	12	\$ 105,580	1323	454	869	\$ 36,320	\$ 156,420	\$ 192,740
29	Green Meadows R.C.	431 E. 89th St., Los Angeles, CA 90003	Pacific	9	\$ 116,820	828	340	488	\$ 27,200	\$ 87,840	\$ 115,040
30	Harbor City R.C.	24901 Frampton Ave, Harbor City, CA	Pacific	15	\$ 41,420	359	164	195	\$ 13,120	\$ 35,100	\$ 48,220
31	Hazard Park R.C.	2230 Norfolk St, Los Angeles, CA 90033	Metro	14	\$ 72,580	587	285	302	\$ 22,800	\$ 54,360	\$ 77,160
32	Highland Park R.C.	6150 N. Piedmont Avenue, Los Angeles, CA	Metro	1	\$ 70,400	605	103	502	\$ 8,240	\$ 90,360	\$ 98,600
33	Hollenbeck Park R.C.	415 S. St. Louis St, Los Angeles, CA 90033	Metro	14	\$ 39,600	895	251	644	\$ 20,080	\$ 115,920	\$ 136,000
34	Hollywood R.C.	1122 Cole Ave., Los Angeles, CA 90038	Metro	13	\$ 29,580	556	176	380	\$ 14,080	\$ 68,400	\$ 82,480
35	Hoover R.C.	1010 W. 25th St., Los Angeles, CA 90007	Metro	1	\$ 44,020	365	131	234	\$ 10,480	\$ 42,120	\$ 52,600
36	Hubert Humphrey R.C.	12560 Filmore St., Pacoima, CA 91331	Valley	7	\$ 99,600	926	252	674	\$ 20,160	\$ 121,320	\$ 141,480
37	Jackie Tatum Harvard R.C.	1535 W. 62nd St., Los Angeles, CA 90047	Pacific	8	\$ 43,500	516	310	206	\$ 24,800	\$ 37,080	\$ 61,880
38	Jim Gilliam R.C.	4000 S. La Brea Avenue, Los Angeles, CA	Pacific	10	\$ 9,000	92	23	69	\$ 1,840	\$ 12,420	\$ 14,260
39	Lafayette MultiPurpose Community Center	625 South Lafayette Park Place, Los Angeles, CA	Metro	10	\$ 40,620	624	376	248	\$ 30,080	\$ 44,640	\$ 74,720
40	Lake Street Park	227 North Lake St., Los Angeles, CA 90026	Metro	13	\$ 18,420	299	165	134	\$ 13,200	\$ 24,120	\$ 37,320
41	Lanark R.C.	21816 Lanark St, Canoga Park, CA 91305	Valley	3	\$ 86,160	506	183	323	\$ 14,640	\$ 58,140	\$ 72,780
42	Leland R.C.	863 S. Herbert Ave, San Pedro, CA 90731	Pacific	15	\$ 80	0	0	0	\$ -	\$ -	\$ -
43	Lemon Grove R.C.	4959 Lemon Grove Ave, Los Angeles, CA	Metro	13	\$ 35,040	293	184	109	\$ 14,720	\$ 19,620	\$ 34,340
44	Lincoln Heights R.C.	2303 Workman Street, Los Angeles, CA	Metro	1	\$ 38,220	248	181	67	\$ 14,480	\$ 12,060	\$ 26,540
45	Lincoln Heights Youth Center	2911 Altura Street, Los Angeles, CA 90031	Metro	1	\$ 27,760	542	542	0	\$ 43,360	\$ -	\$ 43,360
46	Lincoln Park R.C.	3501 Valley Blvd, Los Angeles, CA 90031	Metro	1	\$ 30,160	211	86	125	\$ 6,880	\$ 22,500	\$ 29,380
47	Loren Miller R.C.	2717 Halldale Ave, Los Angeles, CA 90018	Pacific	8	\$ 20,080	350	127	223	\$ 10,160	\$ 40,140	\$ 50,300
48	Macarthur Park R.C.	2230 W. 6th St., Los Angeles, CA 90057	Metro	1	\$ 44,940	330	103	227	\$ 8,240	\$ 40,860	\$ 49,100

**PROJECT PLAN  
YOUTH SPORT PARTNERSHIP**



**Attachment 3: Detail Recreation Centers**

DOCUMENT NO.: LA28-006 Rev  
FISCAL YEAR: 2025/2026

RECREATION CENTERS - Pre-qualified					Spring 2026 (4/1/26 - 6/30/26) Estimated Enrollment Totals						
Facility	Address	Region	CD	Estimated Total Classes + Sports Leagues	Estimated Total Enrollment	Estimated Enrollment - Classes	Estimated Enrollment - Sports Leagues	Estimated \$ Classes \$80	Estimated \$ Sports Leagues \$ 180	Estimated Total Classes + Sports Leagues	
49	Martin Luther King, Jr. R.C.	3916 S. Western Avenue, Los Angeles, CA	Pacific	8	\$ 2,400	150	150	0	\$ 12,000	\$ -	\$ 12,000
50	Michelle and Barack Obama Sports	5001 Rodeo Rd, Los Angeles, CA 90016	Pacific	10	\$ 83,820	594	345	249	\$ 27,600	\$ 44,820	\$ 72,420
51	Mount Carmel R.C.	830 West 70th St., Los Angeles, CA 90044	Pacific	8	\$ 35,960	525	344	181	\$ 27,520	\$ 32,580	\$ 60,100
52	Normandale R.C.	22400 S. Halldale Ave., Los Angeles, CA	Pacific	15	\$ 15,000	152	80	72	\$ 6,400	\$ 12,960	\$ 19,360
53	Normandie R.C.	1550 S. Normandie Avenue, Los Angeles,	Metro	1	\$ 63,020	598	198	400	\$ 15,840	\$ 72,000	\$ 87,840
54	North Hills Community Park	8756 N. Parthenia Pl, North Hills, CA	Valley	6	\$ -	0	0	0	\$ -	\$ -	\$ -
55	North Hollywood R.C.	11430 Chandler Blvd, North Hollywood,	Valley	2	\$ 76,440	634	349	285	\$ 27,920	\$ 51,300	\$ 79,220
56	North Weddington R.C.	10844 Acama St., Studio City, CA 91602	Valley	2	\$ 36,780	162	40	122	\$ 3,200	\$ 21,960	\$ 25,160
57	Panorama City R.C.	8600 Hazeltine Ave., Panorama City, CA	Valley	6	\$ 38,200	441	105	336	\$ 8,400	\$ 60,480	\$ 68,880
58	Pecan R.C.	127 South Pecan St., Los Angeles, CA	Metro	14	\$ 73,900	710	478	232	\$ 38,240	\$ 41,760	\$ 80,000
59	Poinsettia R.C.	7341 Willoughby Ave, Los Angeles, CA	Metro	5	\$ 36,280	302	172	130	\$ 13,760	\$ 23,400	\$ 37,160
60	Queen Anne R.C.	1240 West Blvd, Los Angeles, CA 90019	Metro	10	\$ 54,720	445	29	416	\$ 2,320	\$ 74,880	\$ 77,200
61	Ramon Garcia R.C.	1016 S. Fresno Street, Los Angeles, CA	Metro	14	\$ 84,740	1029	520	509	\$ 41,600	\$ 91,620	\$ 133,220
62	Reseda R.C.	18411 Victory Blvd, Reseda, CA 91335	Valley	3	\$ 25,720	414	114	300	\$ 9,120	\$ 54,000	\$ 63,120
63	Rio de Los Angeles State Park	1900 N. San Fernando Rd, Los Angeles, CA	Metro	1	\$ 69,920	688	522	166	\$ 41,760	\$ 29,880	\$ 71,640
64	Ritchie Valens R.C.	10736 Laurel Canyon Blvd, Pacoima, CA	Valley	7	\$ 72,500	1269	299	970	\$ 23,920	\$ 174,600	\$ 198,520
65	Rose Hill R.C.	4530 Mercury Ave., Los Angeles, CA	Metro	14	\$ 37,400	555	263	292	\$ 21,040	\$ 52,560	\$ 73,600
66	Rosecrans R.C.	840 W. 149th St., Gardena, CA 90247	Pacific	15	\$ 35,720	316	74	242	\$ 5,920	\$ 43,560	\$ 49,480
67	Ross Snyder R.C.	1501 East 41st St., Los Angeles, CA 90011	Pacific	9	\$ 125,800	811	435	376	\$ 34,800	\$ 67,680	\$ 102,480
68	Seoul International Park	3250 San Marino St., Los Angeles, CA	Pacific	10	\$ 87,300	450	60	390	\$ 4,800	\$ 70,200	\$ 75,000
69	Sepulveda R.C.	8825 Kester Ave., Panorama City 91405	Valley	6	\$ 33,780	345	149	196	\$ 11,920	\$ 35,280	\$ 47,200
70	Shatto R.C.	3191 West 4th St, Los Angeles, CA 90020	Metro	13	\$ 92,600	927	503	424	\$ 40,240	\$ 76,320	\$ 116,560
71	Slauson R.C.	5306 S. Compton Ave., Los Angeles, CA	Pacific	9	\$ 15,740	133	0	133	\$ -	\$ 23,940	\$ 23,940
72	South Park R.C.	345 East 51st St., Los Angeles, CA 90011	Pacific	9	\$ 16,460	178	95	83	\$ 7,600	\$ 14,940	\$ 22,540
73	South Seas House	2301 West 24th St., Los Angeles CA 90018	Metro	10	\$ 6,480	103	103	0	\$ 8,240	\$ -	\$ 8,240
74	St. Andrews R.C.	8701 Saint Andrews Place, Los Angeles,	Pacific	8	\$ 36,140	155	42	113	\$ 3,360	\$ 20,340	\$ 23,700
75	State Street R.C.	716 North State St., Los Angeles, CA	Metro	14	\$ 44,940	317	171	146	\$ 13,680	\$ 26,280	\$ 39,960
76	Stonehurst R.C.	9901 Dronfield St., Sun Valley, CA 91352	Valley	7	\$ 40,920	473	289	184	\$ 23,120	\$ 33,120	\$ 56,240
77	Sun Valley R.C.	8133 Vineland Ave., Sun Valley, CA 91352	Valley	6	\$ 67,380	750	345	405	\$ 27,600	\$ 72,900	\$ 100,500
78	Sunland R.C.	8651 Foothill Blvd, Sunland, CA 91040	Valley	7	\$ 32,820	456	334	122	\$ 26,720	\$ 21,960	\$ 48,680
79	Sylmar Park R.C.	13109 Borden Ave, Los Angeles, CA 91342	Valley	7	\$ 176,800	1358	295	1063	\$ 23,600	\$ 191,340	\$ 214,940
80	Toberman R.C.	1725 Toberman St., Los Angeles, CA	Metro	1	\$ 49,620	262	169	93	\$ 13,520	\$ 16,740	\$ 30,260
81	Trinity R.C.	2415 Trinity St., Los Angeles, CA 90011	Pacific	9	\$ 101,580	603	385	218	\$ 30,800	\$ 39,240	\$ 70,040
82	Valley Plaza	12240 Archwood St., North Hollywood,	Valley	2	\$ 76,440	718	315	403	\$ 25,200	\$ 72,540	\$ 97,740
83	Van Ness R.C.	5720 2nd Avenue, Los Angeles, CA	Pacific	8	\$ 41,840	292	51	241	\$ 4,080	\$ 43,380	\$ 47,460
84	Van Nuys R.C.	14301 Vanowen St., Van Nuys, CA 91405	Valley	6	\$ 83,720	663	185	478	\$ 14,800	\$ 86,040	\$ 100,840
85	Victory-Vineland R.C.	11117 Victory Blvd., North Hollywood, CA	Valley	2	\$ 80,320	603	266	337	\$ 21,280	\$ 60,660	\$ 81,940
86	Vineyard R.C.	2942 Vineyard Ave, Los Angeles, CA	Pacific	10	\$ 14,480	126	126	0	\$ 10,080	\$ -	\$ 10,080
87	Wabash R.C.	2765 Wabash Ave, Los Angeles, CA 90033	Metro	14	\$ 46,900	330	204	126	\$ 16,320	\$ 22,680	\$ 39,000
88	Wilmington R.C.	325 N. Neptune Ave., Wilmington, CA	Pacific	15	\$ 20,160	165	10	155	\$ 800	\$ 27,900	\$ 28,700
89	Winnetka R.C.	8401 Winnetka Ave., Winnetka, CA 91306	Valley	3	\$ 91,100	597	263	334	\$ 21,040	\$ 60,120	\$ 81,160
90	Yucca Park Community Center	6671 Yucca St., Los Angeles, CA 90028	Metro	13	\$ 29,940	380	342	38	\$ 27,360	\$ 6,840	\$ 34,200
<b>Subtotal Recreation Centers - Pre-qualified</b>					<b>\$ 4,997,280</b>	<b>46,662</b>	<b>21,065</b>	<b>25,597</b>	<b>\$ 1,685,200</b>	<b>\$ 4,607,460</b>	<b>\$ 6,292,660</b>

**PROJECT PLAN  
YOUTH SPORT PARTNERSHIP**



**Attachment 3: Detail Recreation Centers**

**DOCUMENT NO.:** LA28-006 Rev  
**FISCAL YEAR:** 2025/2026

RECREATION CENTERS - Pre-qualified				FY 2025/2026 (7/1/25 - 6/30/26) Estimated Enrollment Totals						
				Estimated Total Enrollment	Estimated Enrollment - Classes	Estimated Enrollment - Sports Leagues	Estimated \$ Classes \$80	Estimated \$ Sports Leagues \$ 180	Estimated Total Classes + Sports Leagues	
Facility	Address	Region	CD							
1	109th Street R.C.	1464 E. 109th St., Los Angeles, CA 90059	Pacific	15	917	298	619	\$ 23,840	\$ 111,420	\$ 135,260
2	Algin Sutton R.C.	8800 S. Hoover St., Los Angeles, CA	Pacific	8	1615	795	820	\$ 63,600	\$ 147,600	\$ 211,200
3	Alpine R.C.	817 Yale St., Los Angeles, CA 90012	Metro	1	1138	443	695	\$ 35,440	\$ 125,100	\$ 160,540
4	Andres and Maria Cardenas R.C.	14740 Blythe St., Panorama City, CA	Valley	6	380	380	0	\$ 30,400	\$ -	\$ 30,400
5	Baldwin Hills R.C.	5401 Highlight Pl., Los Angeles, CA 90016	Pacific	10	1532	403	1129	\$ 32,240	\$ 203,220	\$ 235,460
6	Banning R.C.	1331 Eubank Ave, Wilmington, CA 90744	Pacific	15	925	526	399	\$ 42,080	\$ 71,820	\$ 113,900
7	Bellevue R.C.	826 Lucile Ave., Los Angeles, CA 90026	Metro	13	1325	205	1120	\$ 16,400	\$ 201,600	\$ 218,000
8	Boyle Heights Sports Center	933 South Mott St., Los Angeles, CA	Metro	14	1680	455	1225	\$ 36,400	\$ 220,500	\$ 256,900
9	Cabrillo Beach Bath House	3800 Stephen M White Drive, San Pedro, CA	Pacific	15	470	367	103	\$ 29,360	\$ 18,540	\$ 47,900
10	Central R.C.	1357 East 22nd St., Los Angeles, CA	Pacific	9	634	170	464	\$ 13,600	\$ 83,520	\$ 97,120
11	Chevy Chase R.C.	4165 Chevy Chase Dr., Los Angeles, CA	Metro	13	1828	1193	635	\$ 95,440	\$ 114,300	\$ 209,740
12	Costello R.C.	3141 E. Olympic Bl., Los Angeles, CA	Metro	14	6089	3945	2144	\$ 315,600	\$ 385,920	\$ 701,520
13	Cypress Park R.C.	2630 Pepper Ave., Los Angeles, CA 90065	Metro	1	2316	1151	1165	\$ 92,080	\$ 209,700	\$ 301,780
14	David M. Gonzales/Pacoima R.C.	10943 Herrick Ave., Pacoima, CA 91331	Valley	7	2340	1504	836	\$ 120,320	\$ 150,480	\$ 270,800
15	Delano R.C.	15100 Erwin St., Van Nuys, CA 91411	Valley	6	5514	459	5055	\$ 36,720	\$ 909,900	\$ 946,620
16	Denker R.C.	1550 West 35th Pl., Los Angeles, CA	Pacific	8	284	142	142	\$ 11,360	\$ 25,560	\$ 36,920
17	Downey R.C.	1772 North Spring St, Los Angeles, CA	Metro	1	2102	821	1281	\$ 65,680	\$ 230,580	\$ 296,260
18	E. Wilmington Greenbelt Community Center	918 North Sanford Ave., Wilmington, CA 90744	Pacific	15	252	68	184	\$ 5,440	\$ 33,120	\$ 38,560
19	Echo Park R.C.	1632 Bellevue Ave, Los Angeles, CA 90026	Metro	13	2615	1161	1454	\$ 92,880	\$ 261,720	\$ 354,600
20	El Sereno R.C.	4721 Klamath St., Los Angeles, CA 90032	Metro	14	4152	2335	1817	\$ 186,800	\$ 327,060	\$ 513,860
21	Elysian Valley R.C.	1811 Ripple St., Los Angeles, CA 90039	Metro	13	853	445	408	\$ 35,600	\$ 73,440	\$ 109,040
22	Evergreen R.C.	2844 E. 2nd St, Los Angeles, CA 90033	Metro	14	4161	2934	1227	\$ 234,720	\$ 220,860	\$ 455,580
23	Expo Center/Roy Anderson R.C.	3980 South Bill Robertson Lane, Los Angeles, CA	Expo	9	5024	2916	2108	\$ 233,280	\$ 379,440	\$ 612,720
24	Fernangeles R.C.	8851 Laurel Canyon Blvd, Sun Valley, CA	Valley	6	3245	1166	2079	\$ 93,280	\$ 374,220	\$ 467,500
25	Fred Roberts R.C.	4700 S. Honduras St., Los Angeles, CA	Pacific	9	769	160	609	\$ 12,800	\$ 109,620	\$ 122,420
26	Gilbert Lindsay R.C.	429 E. 42nd Pl., Los Angeles, CA 90011	Pacific	9	920	236	684	\$ 18,880	\$ 123,120	\$ 142,000
27	Glassell Park R.C.	3650 Verdugo Rd., Los Angeles, CA 90065	Metro	1	1429	477	952	\$ 38,160	\$ 171,360	\$ 209,520
28	Granada Hills R.C.	16730 Chatsworth St., Granada Hills, CA	Valley	12	2964	776	2188	\$ 62,080	\$ 393,840	\$ 455,920
29	Green Meadows R.C.	431 E. 89th St., Los Angeles, CA 90003	Pacific	9	3993	1925	2068	\$ 154,000	\$ 372,240	\$ 526,240
30	Harbor City R.C.	24901 Frampton Ave, Harbor City, CA	Pacific	15	1117	453	664	\$ 36,240	\$ 119,520	\$ 155,760
31	Hazard Park R.C.	2230 Norfolk St, Los Angeles, CA 90033	Metro	14	2123	1188	935	\$ 95,040	\$ 168,300	\$ 263,340
32	Highland Park R.C.	6150 N. Piedmont Avenue, Los Angeles, CA	Metro	1	2090	373	1717	\$ 29,840	\$ 309,060	\$ 338,900
33	Hollenbeck Park R.C.	415 S. St. Louis St, Los Angeles, CA 90033	Metro	14	2095	1307	788	\$ 104,560	\$ 141,840	\$ 246,400
34	Hollywood R.C.	1122 Cole Ave., Los Angeles, CA 90038	Metro	13	1379	579	800	\$ 46,320	\$ 144,000	\$ 190,320
35	Hoover R.C.	1010 W. 25th St., Los Angeles, CA 90007	Metro	1	1254	600	654	\$ 48,000	\$ 117,720	\$ 165,720
36	Hubert Humphrey R.C.	12560 Filmore St., Pacoima, CA 91331	Valley	7	2983	584	2399	\$ 46,720	\$ 431,820	\$ 478,540
37	Jackie Tatum Harvard R.C.	1535 W. 62nd St., Los Angeles, CA 90047	Pacific	8	1641	887	754	\$ 70,960	\$ 135,720	\$ 206,680
38	Jim Gilliam R.C.	4000 S. La Brea Avenue, Los Angeles, CA	Pacific	10	443	158	285	\$ 12,640	\$ 51,300	\$ 63,940
39	Lafayette MultiPurpose Community Center	625 South Lafayette Park Place, Los Angeles, CA	Metro	10	2795	1847	948	\$ 147,760	\$ 170,640	\$ 318,400
40	Lake Street Park	227 North Lake St., Los Angeles, CA 90026	Metro	13	659	372	287	\$ 29,760	\$ 51,660	\$ 81,420
41	Lanark R.C.	21816 Lanark St, Canoga Park, CA 91305	Valley	3	2372	534	1838	\$ 42,720	\$ 330,840	\$ 373,560
42	Leland R.C.	863 S. Herbert Ave, San Pedro, CA 90731	Pacific	15	103	92	11	\$ 7,360	\$ 1,980	\$ 9,340
43	Lemon Grove R.C.	4959 Lemon Grove Ave, Los Angeles, CA	Metro	13	1377	873	504	\$ 69,840	\$ 90,720	\$ 160,560
44	Lincoln Heights R.C.	2303 Workman Street, Los Angeles, CA	Metro	1	1057	606	451	\$ 48,480	\$ 81,180	\$ 129,660
45	Lincoln Heights Youth Center	2911 Altura Street, Los Angeles, CA 90031	Metro	1	1744	1744	0	\$ 139,520	\$ -	\$ 139,520
46	Lincoln Park R.C.	3501 Valley Blvd, Los Angeles, CA 90031	Metro	1	1148	749	399	\$ 59,920	\$ 71,820	\$ 131,740
47	Loren Miller R.C.	2717 Halldale Ave, Los Angeles, CA 90018	Pacific	8	1127	581	546	\$ 46,480	\$ 98,280	\$ 144,760
48	Macarthur Park R.C.	2230 W. 6th St., Los Angeles, CA 90057	Metro	1	1482	701	781	\$ 56,080	\$ 140,580	\$ 196,660

**PROJECT PLAN  
YOUTH SPORT PARTNERSHIP**



**Attachment 3: Detail Recreation Centers**

DOCUMENT NO.: LA28-006 Rev  
FISCAL YEAR: 2025/2026

RECREATION CENTERS - Pre-qualified				FY 2025/2026 (7/1/25 - 6/30/26) Estimated Enrollment Totals						
				Estimated Total Enrollment	Estimated Enrollment - Classes	Estimated Enrollment - Sports Leagues	Estimated \$ Classes \$80	Estimated \$ Sports Leagues \$ 180	Estimated Total Classes + Sports Leagues	
Facility	Address	Region	CD							
49	Martin Luther King, Jr. R.C.	3916 S. Western Avenue, Los Angeles, CA	Pacific	8	310	180	130	\$ 14,400	\$ 23,400	\$ 37,800
50	Michelle and Barack Obama Sports	5001 Rodeo Rd, Los Angeles, CA 90016	Pacific	10	1836	881	955	\$ 70,480	\$ 171,900	\$ 242,380
51	Mount Carmel R.C.	830 West 70th St., Los Angeles, CA 90044	Pacific	8	1689	889	800	\$ 71,120	\$ 144,000	\$ 215,120
52	Normandale R.C.	22400 S. Halldale Ave., Los Angeles, CA	Pacific	15	699	211	488	\$ 16,880	\$ 87,840	\$ 104,720
53	Normandie R.C.	1550 S. Normandie Avenue, Los Angeles,	Metro	1	1745	597	1148	\$ 47,760	\$ 206,640	\$ 254,400
54	North Hills Community Park	8756 N. Parthenia Pl, North Hills, CA	Valley	6	0	0	0	\$ -	\$ -	\$ -
55	North Hollywood R.C.	11430 Chandler Blvd, North Hollywood,	Valley	2	2264	1209	1055	\$ 96,720	\$ 189,900	\$ 286,620
56	North Weddington R.C.	10844 Acama St., Studio City, CA 91602	Valley	2	586	79	507	\$ 6,320	\$ 91,260	\$ 97,580
57	Panorama City R.C.	8600 Hazeltine Ave., Panorama City, CA	Valley	6	1044	223	821	\$ 17,840	\$ 147,780	\$ 165,620
58	Pecan R.C.	127 South Pecan St., Los Angeles, CA	Metro	14	3508	2176	1332	\$ 174,080	\$ 239,760	\$ 413,840
59	Poinsettia R.C.	7341 Willoughby Ave, Los Angeles, CA	Metro	5	737	318	419	\$ 25,440	\$ 75,420	\$ 100,860
60	Queen Anne R.C.	1240 West Blvd, Los Angeles, CA 90019	Metro	10	1627	176	1451	\$ 14,080	\$ 261,180	\$ 275,260
61	Ramon Garcia R.C.	1016 S. Fresno Street, Los Angeles, CA	Metro	14	4145	2226	1919	\$ 178,080	\$ 345,420	\$ 523,500
62	Reseda R.C.	18411 Victory Blvd, Reseda, CA 91335	Valley	3	1311	548	763	\$ 43,840	\$ 137,340	\$ 181,180
63	Rio de Los Angeles State Park	1900 N. San Fernando Rd, Los Angeles, CA	Metro	1	3134	2211	923	\$ 176,880	\$ 166,140	\$ 343,020
64	Ritchie Valens R.C.	10736 Laurel Canyon Blvd, Pacoima, CA	Valley	7	2871	793	2078	\$ 63,440	\$ 374,040	\$ 437,480
65	Rose Hill R.C.	4530 Mercury Ave., Los Angeles, CA	Metro	14	3962	2944	1018	\$ 235,520	\$ 183,240	\$ 418,760
66	Rosecrans R.C.	840 W. 149th St., Gardena, CA 90247	Pacific	15	1304	400	904	\$ 32,000	\$ 162,720	\$ 194,720
67	Ross Snyder R.C.	1501 East 41st St., Los Angeles, CA 90011	Pacific	9	3788	2046	1742	\$ 163,680	\$ 313,560	\$ 477,240
68	Seoul International Park	3250 San Marino St., Los Angeles, CA	Pacific	10	2394	332	2062	\$ 26,560	\$ 371,160	\$ 397,720
69	Sepulveda R.C.	8825 Kester Ave., Panorama City 91405	Valley	6	1246	401	845	\$ 32,080	\$ 152,100	\$ 184,180
70	Shatto R.C.	3191 West 4th St, Los Angeles, CA 90020	Metro	13	3401	1984	1417	\$ 158,720	\$ 255,060	\$ 413,780
71	Slauson R.C.	5306 S. Compton Ave., Los Angeles, CA	Pacific	9	869	97	772	\$ 7,760	\$ 138,960	\$ 146,720
72	South Park R.C.	345 East 51st St., Los Angeles, CA 90011	Pacific	9	837	299	538	\$ 23,920	\$ 96,840	\$ 120,760
73	South Seas House	2301 West 24th St., Los Angeles CA 90018	Metro	10	335	335	0	\$ 26,800	\$ -	\$ 26,800
74	St. Andrews R.C.	8701 Saint Andrews Place, Los Angeles,	Pacific	8	608	273	335	\$ 21,840	\$ 60,300	\$ 82,140
75	State Street R.C.	716 North State St., Los Angeles, CA	Metro	14	2190	1226	964	\$ 98,080	\$ 173,520	\$ 271,600
76	Stonehurst R.C.	9901 Dronfield St., Sun Valley, CA 91352	Valley	7	1325	509	816	\$ 40,720	\$ 146,880	\$ 187,600
77	Sun Valley R.C.	8133 Vineland Ave., Sun Valley, CA 91352	Valley	6	2822	1350	1472	\$ 108,000	\$ 264,960	\$ 372,960
78	Sunland R.C.	8651 Foothill Blvd, Sunland, CA 91040	Valley	7	1376	1062	314	\$ 84,960	\$ 56,520	\$ 141,480
79	Sylmar Park R.C.	13109 Borden Ave, Los Angeles, CA 91342	Valley	7	4084	715	3369	\$ 57,200	\$ 606,420	\$ 663,620
80	Toberman R.C.	1725 Toberman St., Los Angeles, CA	Metro	1	1157	372	785	\$ 29,760	\$ 141,300	\$ 171,060
81	Trinity R.C.	2415 Trinity St., Los Angeles, CA 90011	Pacific	9	3206	2360	846	\$ 188,800	\$ 152,280	\$ 341,080
82	Valley Plaza	12240 Archwood St., North Hollywood,	Valley	2	2690	1256	1434	\$ 100,480	\$ 258,120	\$ 358,600
83	Van Ness R.C.	5720 2nd Avenue, Los Angeles, CA	Pacific	8	1038	246	792	\$ 19,680	\$ 142,560	\$ 162,240
84	Van Nuys R.C.	14301 Vanowen St., Van Nuys, CA 91405	Valley	6	2201	447	1754	\$ 35,760	\$ 315,720	\$ 351,480
85	Victory-Vineland R.C.	11117 Victory Blvd., North Hollywood, CA	Valley	2	1913	505	1408	\$ 40,400	\$ 253,440	\$ 293,840
86	Vineyard R.C.	2942 Vineyard Ave, Los Angeles, CA	Pacific	10	532	415	117	\$ 33,200	\$ 21,060	\$ 54,260
87	Wabash R.C.	2765 Wabash Ave, Los Angeles, CA 90033	Metro	14	1860	824	1036	\$ 65,920	\$ 186,480	\$ 252,400
88	Wilmington R.C.	325 N. Neptune Ave., Wilmington, CA	Pacific	15	821	254	567	\$ 20,320	\$ 102,060	\$ 122,380
89	Winnetka R.C.	8401 Winnetka Ave., Winnetka, CA 91306	Valley	3	1921	812	1109	\$ 64,960	\$ 199,620	\$ 264,580
90	Yucca Park Community Center	6671 Yucca St., Los Angeles, CA 90028	Metro	13	1334	1209	125	\$ 96,720	\$ 22,500	\$ 119,220
<b>Subtotal Recreation Centers - Pre-qualified</b>					<b>167,175</b>	<b>77,474</b>	<b>89,701</b>	<b>\$ 6,197,920</b>	<b>\$ 16,146,180</b>	<b>\$ 22,344,100</b>



**PROJECT PLAN  
YOUTH SPORT PARTNERSHIP**



**Attachment 3: Detail Recreation Centers**

**DOCUMENT NO.:** LA28-006 Rev  
**FISCAL YEAR:** 2025/2026

				<b>FY 201</b>							
<b>RECREATION CENTERS - Non Pre-qualified (w/ self certification)</b>				<b>Summer 2018</b>			<b>Fall 2018</b>			<b>Actual E</b>	
<b>Facility</b>	<b>Address</b>	<b>Region</b>	<b>CD</b>	<b>Actual Enrollment (Baseline) Totals</b>			<b>Actual Enrollment (Baseline) Totals</b>			<b>Actual Enrollment (Baseline) - Classes</b>	
				<b>Actual Enrollment (Baseline) - Classes</b>	<b>Actual Enrollment (Baseline) Sports Leagues</b>	<b>Actual (Baseline) Total Enrollment</b>	<b>Actual Enrollment (Baseline) - Classes</b>	<b>Actual Enrollment (Baseline) Sports Leagues</b>	<b>Actual (Baseline) Total Enrollment</b>		
1	Balboa Sports Complex	17015 Burbank Blvd., Encino, CA 91316	Valley	6	149	630	779	112		112	143
2	Barrington R.C.	333 S. Barrington Ave., Los Angeles, CA	Valley	11	78	249	327	9		9	42
3	Bogdanovich R.C.	1920 Cumbre Drive, San Pedro, CA	Pacific	15			0		229	229	
4	Branford R.C.	13306 Branford St., Arleta, CA 91331	Valley	6		431	431	69		69	8
5	Carlin G. Smith R.C.	511 West Ave 46, Los Angeles, CA 90065	Metro	1	19		19	35		35	42
6	Chatsworth Park South	22360 Devonshire St., Chatsworth, CA	Valley	12	9		9	21		21	24
7	Cheviot Hills R.C.	2551 Motor Ave., Los Angeles, CA 90064	Valley	5		1275	1275	150		150	104
8	Crestwood Hills R.C.	1000 Hanley Ave., Los Angeles, CA 90049	Valley	11			0			0	
9	Culver Slauson R.C.	5072 S. Slauson Ave., Culver City, CA	Pacific	11		20	20	7		7	
10	Eagle Rock R.C.	1100 Eagle Vista Dr., Los Angeles, CA	Metro	14	43	341	384	5		5	50
11	Encino Community Center	4935 Balboa Blvd, Encino, CA 91316	Valley	5	90		90			0	72
12	Lakeview Terrace R.C.	11075 Foothill Blvd, Lakeview Terrace,	Valley	7	93	117	210	111	15	126	105
13	Mar Vista R.C.	11430 Woodbine Ave., Los Angeles, CA	Valley	11	58	509	567			0	107
14	Mason Park R.C.	10500 Mason Ave, Chatsworth, CA	Valley	12	125	233	358		25	25	137
15	Montecito Heights R.C.	4545 Homer St., Los Angeles, CA 90031	Metro	1	71	110	181		101	101	93
16	Northridge R.C.	18300 Lemarsh St., Northridge, CA	Valley	12	154	335	489		1	1	47
17	Oakwood R.C.	767 California Ave, Venice, CA 90291	Valley	11	17	70	87		35	35	15
18	Palisades R.C.	851 Alma Real Dr., Pacific Palisades, CA	Valley	11	37	493	530	18		18	43
19	Palms R.C.	2950 Overland Ave., Los Angeles, CA	Valley	5	14	64	78	5		5	10
20	Pan Pacific Park R.C.	7600 Beverly Blvd., Los Angeles, CA	Metro	4	45	290	335	92	57	149	109
21	Peck Park Community Center	560 North Western Ave., San Pedro, CA	Pacific	15	4	153	157	22		22	14
22	Penmar R.C.	1341 Lake St, Los Angeles, CA 90291	Valley	11	10	363	373	43	24	67	43
23	Ramona Hall	4580 N. Figueroa St., Los Angeles, CA	Metro	1	164	0	164	174	0	174	128
24	Robertson R.C.	1641 Preuss Rd., Los Angeles, CA 90035	Pacific	5			0			0	
25	Rustic Canyon R.C.	601 Latimer Rd., Santa Monica, CA	Valley	11	5		5	9		9	9
26	Shadow Ranch R.C.	22633 Vanowen St, West Hills, CA 91307	Valley	12	137		137	50		50	114
27	Silver Lake R.C.	1850 West Silver Lake Dr., Los Angeles,	Metro	13	103	193	296	32		32	43
28	Stoner R.C.	1835 Stoner Ave., Los Angeles, CA 90025	Valley	11	96	87	183	76		76	88
29	Studio City R.C.	12621 Rye St., Studio City, CA 91604	Valley	2	25	375	400	136	26	162	128
30	Tarzana R.C.	5655 Vanalden Ave., Tarzana, CA 91356	Valley	3	26	374	400	19		19	31
31	Van Nuys Sherman Oaks R.C.	14201 Huston St., Sherman Oaks, CA	Valley	2	100	331	431	119	372	491	167
32	Westchester R.C.	7000 W. Manchester Ave., Los Angeles,	Pacific	11		279	279		120	120	
33	Westwood R.C.	1350 S. Sepulveda Blvd, Los Angeles, CA	Valley	5	289	399	688	16		16	296
34	Woodland Hills R.C.	5858 Shoup Ave., Woodland Hills, CA	Valley	3	374	468	842		7	7	190
35	Yosemite R.C.	1840 Yosemite Dr., Los Angeles, CA	Metro	14	33	333	366	64	232	296	61
<b>Subtotal Recreation Centers - Non Pre-qualified (with self certification)</b>					<b>2,368</b>	<b>8,522</b>	<b>10,890</b>	<b>1,394</b>	<b>1,244</b>	<b>2,638</b>	<b>2,463</b>
<b>Total Recreation Centers</b>					<b>8,707</b>	<b>20,387</b>	<b>29,094</b>	<b>6,479</b>	<b>4,616</b>	<b>11,095</b>	<b>9,311</b>

**PROJECT PLAN  
YOUTH SPORT PARTNERSHIP**



**Attachment 3: Detail Recreation Centers**

**DOCUMENT NO.:** LA28-006 Rev  
**FISCAL YEAR:** 2025/2026

**8/2019: BASELINE**

RECREATION CENTERS - Non Pre-qualified (w/ self certification)				Winter 2019		Spring 2019			FY 2018/2019		
				Enrollment (Baseline) Totals		Actual Enrollment (Baseline) Totals			Actual Enrollment (Baseline)		
Facility	Address	Region	CD	Actual Enrollment (Baseline) Sports Leagues	Actual (Baseline) Total Enrollment	Actual Enrollment (Baseline) - Classes	Actual Enrollment (Baseline) Sports Leagues	Actual (Baseline) Total Enrollment	Actual Enrollment (Baseline) - Classes	Actual Enrollment (Baseline) Sports Leagues	
1	Balboa Sports Complex	17015 Burbank Blvd., Encino, CA 91316	Valley	6	411	554	188	282	470	592	1323
2	Barrington R.C.	333 S. Barrington Ave., Los Angeles, CA	Valley	11	357	399	25	248	273	154	854
3	Bogdanovich R.C.	1920 Cumbre Drive, San Pedro, CA	Pacific	15	442	442		225	225	0	896
4	Branford R.C.	13306 Branford St., Arleta, CA 91331	Valley	6	194	202	2	302	304	79	927
5	Carlin G. Smith R.C.	511 West Ave 46, Los Angeles, CA 90065	Metro	1		42	24		24	120	0
6	Chatsworth Park South	22360 Devonshire St., Chatsworth, CA	Valley	12	5	29	32	6	38	86	11
7	Cheviot Hills R.C.	2551 Motor Ave., Los Angeles, CA 90064	Valley	5	1712	1816	213		213	467	2987
8	Crestwood Hills R.C.	1000 Hanley Ave., Los Angeles, CA 90049	Valley	11		0			0	0	0
9	Culver Slauson R.C.	5072 S. Slauson Ave., Culver City, CA	Pacific	11		0			0	7	20
10	Eagle Rock R.C.	1100 Eagle Vista Dr., Los Angeles, CA	Metro	14	155	205	93	243	336	191	739
11	Encino Community Center	4935 Balboa Blvd, Encino, CA 91316	Valley	5		72	132		132	294	0
12	Lakeview Terrace R.C.	11075 Foothill Blvd, Lakeview Terrace,	Valley	7	107	212	160	88	248	469	327
13	Mar Vista R.C.	11430 Woodbine Ave., Los Angeles, CA	Valley	11	399	506	53	665	718	218	1573
14	Mason Park R.C.	10500 Mason Ave, Chatsworth, CA	Valley	12	668	805	228	8	236	490	934
15	Montecito Heights R.C.	4545 Homer St., Los Angeles, CA 90031	Metro	1	115	208	124	289	413	288	615
16	Northridge R.C.	18300 Lemarsh St., Northridge, CA	Valley	12	450	497	74	807	881	275	1593
17	Oakwood R.C.	767 California Ave, Venice, CA 90291	Valley	11	76	91		53	53	32	234
18	Palisades R.C.	851 Alma Real Dr., Pacific Palisades, CA	Valley	11	1181	1224	118	181	299	216	1855
19	Palms R.C.	2950 Overland Ave., Los Angeles, CA	Valley	5	196	206	8		8	37	260
20	Pan Pacific Park R.C.	7600 Beverly Blvd., Los Angeles, CA	Metro	4	399	508	122	287	409	368	1033
21	Peck Park Community Center	560 North Western Ave., San Pedro, CA	Pacific	15	150	164	15	186	201	55	489
22	Penmar R.C.	1341 Lake St, Los Angeles, CA 90291	Valley	11	209	252	14	229	243	110	825
23	Ramona Hall	4580 N. Figueroa St., Los Angeles, CA	Metro	1	0	128	150	0	150	616	0
24	Robertson R.C.	1641 Preuss Rd., Los Angeles, CA 90035	Pacific	5		0			0	0	0
25	Rustic Canyon R.C.	601 Latimer Rd., Santa Monica, CA	Valley	11		9	16		16	39	0
26	Shadow Ranch R.C.	22633 Vanowen St, West Hills, CA 91307	Valley	12		114	107		107	408	0
27	Silver Lake R.C.	1850 West Silver Lake Dr., Los Angeles,	Metro	13	647	690	77	102	179	255	942
28	Stoner R.C.	1835 Stoner Ave., Los Angeles, CA 90025	Valley	11	98	186	25	69	94	285	254
29	Studio City R.C.	12621 Rye St., Studio City, CA 91604	Valley	2	463	591	44	297	341	333	1161
30	Tarzana R.C.	5655 Vanalden Ave., Tarzana, CA 91356	Valley	3	173	204	27	236	263	103	783
31	Van Nuys Sherman Oaks R.C.	14201 Huston St., Sherman Oaks, CA	Valley	2	360	527	20	420	440	406	1483
32	Westchester R.C.	7000 W. Manchester Ave., Los Angeles,	Pacific	11	357	357		86	86	0	842
33	Westwood R.C.	1350 S. Sepulveda Blvd, Los Angeles, CA	Valley	5	260	556	347	274	621	948	933
34	Woodland Hills R.C.	5858 Shoup Ave., Woodland Hills, CA	Valley	3	1001	1191	202	358	560	766	1834
35	Yosemite R.C.	1840 Yosemite Dr., Los Angeles, CA	Metro	14	350	411	59	324	383	217	1239
<b>Subtotal Recreation Centers - Non Pre-qualified (with self certification)</b>					<b>10,935</b>	<b>13,398</b>	<b>2,699</b>	<b>6,265</b>	<b>8,964</b>	<b>8,924</b>	<b>26,966</b>
<b>Total Recreation Centers</b>					<b>23,053</b>	<b>32,364</b>	<b>10,581</b>	<b>21,488</b>	<b>32,069</b>	<b>35,078</b>	<b>69,544</b>

**PROJECT PLAN  
YOUTH SPORT PARTNERSHIP**



**Attachment 3: Detail Recreation Centers**

**DOCUMENT NO.:** LA28-006 Rev  
**FISCAL YEAR:** 2025/2026

RECREATION CENTERS - Non Pre-qualified (w/ self certification)				Totals	
Facility	Address	Region	CD	Actual (Baseline) Total Enrollment	
1	Balboa Sports Complex	17015 Burbank Blvd., Encino, CA 91316	Valley	6	1915
2	Barrington R.C.	333 S. Barrington Ave., Los Angeles, CA	Valley	11	1008
3	Bogdanovich R.C.	1920 Cumbre Drive, San Pedro, CA	Pacific	15	896
4	Branford R.C.	13306 Branford St., Arleta, CA 91331	Valley	6	1006
5	Carlin G. Smith R.C.	511 West Ave 46, Los Angeles, CA 90065	Metro	1	120
6	Chatsworth Park South	22360 Devonshire St., Chatsworth, CA	Valley	12	97
7	Cheviot Hills R.C.	2551 Motor Ave., Los Angeles, CA 90064	Valley	5	3454
8	Crestwood Hills R.C.	1000 Hanley Ave., Los Angeles, CA 90049	Valley	11	0
9	Culver Slauson R.C.	5072 S. Slauson Ave., Culver City, CA	Pacific	11	27
10	Eagle Rock R.C.	1100 Eagle Vista Dr., Los Angeles, CA	Metro	14	930
11	Encino Community Center	4935 Balboa Blvd, Encino, CA 91316	Valley	5	294
12	Lakeview Terrace R.C.	11075 Foothill Blvd, Lakeview Terrace,	Valley	7	796
13	Mar Vista R.C.	11430 Woodbine Ave., Los Angeles, CA	Valley	11	1791
14	Mason Park R.C.	10500 Mason Ave, Chatsworth, CA	Valley	12	1424
15	Montecito Heights R.C.	4545 Homer St., Los Angeles, CA 90031	Metro	1	903
16	Northridge R.C.	18300 Lemarsh St., Northridge, CA	Valley	12	1868
17	Oakwood R.C.	767 California Ave, Venice, CA 90291	Valley	11	266
18	Palisades R.C.	851 Alma Real Dr., Pacific Palisades, CA	Valley	11	2071
19	Palms R.C.	2950 Overland Ave., Los Angeles, CA	Valley	5	297
20	Pan Pacific Park R.C.	7600 Beverly Blvd., Los Angeles, CA	Metro	4	1401
21	Peck Park Community Center	560 North Western Ave., San Pedro, CA	Pacific	15	544
22	Penmar R.C.	1341 Lake St, Los Angeles, CA 90291	Valley	11	935
23	Ramona Hall	4580 N. Figueroa St., Los Angeles, CA	Metro	1	616
24	Robertson R.C.	1641 Preuss Rd., Los Angeles, CA 90035	Pacific	5	0
25	Rustic Canyon R.C.	601 Latimer Rd., Santa Monica, CA	Valley	11	39
26	Shadow Ranch R.C.	22633 Vanowen St, West Hills, CA 91307	Valley	12	408
27	Silver Lake R.C.	1850 West Silver Lake Dr., Los Angeles,	Metro	13	1197
28	Stoner R.C.	1835 Stoner Ave., Los Angeles, CA 90025	Valley	11	539
29	Studio City R.C.	12621 Rye St., Studio City, CA 91604	Valley	2	1494
30	Tarzana R.C.	5655 Vanalden Ave., Tarzana, CA 91356	Valley	3	886
31	Van Nuys Sherman Oaks R.C.	14201 Huston St., Sherman Oaks, CA	Valley	2	1889
32	Westchester R.C.	7000 W. Manchester Ave., Los Angeles,	Pacific	11	842
33	Westwood R.C.	1350 S. Sepulveda Blvd, Los Angeles, CA	Valley	5	1881
34	Woodland Hills R.C.	5858 Shoup Ave., Woodland Hills, CA	Valley	3	2600
35	Yosemite R.C.	1840 Yosemite Dr., Los Angeles, CA	Metro	14	1456
<b>Subtotal Recreation Centers - Non Pre-qualified (with self certification)</b>				<b>35,890</b>	

<b>Total Recreation Centers</b>	<b>104,622</b>
---------------------------------	----------------

Summer 2025 (7/1/25 - 9/30/25)					
Estimated Enrollment Totals					
Estimated Total Enrollment	Estimated Enrollment - Classes	Estimated Enrollment - Sports Leagues	Estimated \$ Classes	Estimated \$ Sports Leagues	Estimated Total Classes + Sports Leagues
			\$80	\$180	
298	30	268	\$ 2,400	\$ 48,240	\$ 50,640.00
131	50	81	\$ 4,000	\$ 14,580	\$ 18,580.00
119	34	85	\$ 2,720	\$ 15,300	\$ 18,020.00
332	94	238	\$ 7,520	\$ 42,840	\$ 50,360.00
0	0	0	\$ -	\$ -	\$ -
31	31	0	\$ 2,480	\$ -	\$ 2,480.00
321	31	290	\$ 2,480	\$ 52,200	\$ 54,680.00
0	0	0	\$ -	\$ -	\$ -
11	11	0	\$ 880	\$ -	\$ 880.00
77	18	59	\$ 1,440	\$ 10,620	\$ 12,060.00
59	59	0	\$ 4,720	\$ -	\$ 4,720.00
35	30	5	\$ 2,400	\$ 900	\$ 3,300.00
454	42	412	\$ 3,360	\$ 74,160	\$ 77,520.00
271	60	211	\$ 4,800	\$ 37,980	\$ 42,780.00
106	10	96	\$ 800	\$ 17,280	\$ 18,080.00
343	103	240	\$ 8,240	\$ 43,200	\$ 51,440.00
8	8	0	\$ 640	\$ -	\$ 640.00
243	23	220	\$ 1,840	\$ 39,600	\$ 41,440.00
0	0	0	\$ -	\$ -	\$ -
284	20	264	\$ 1,600	\$ 47,520	\$ 49,120.00
63	21	42	\$ 1,680	\$ 7,560	\$ 9,240.00
28	27	1	\$ 2,160	\$ 180	\$ 2,340.00
24	24	0	\$ 1,920	\$ -	\$ 1,920.00
55	9	46	\$ 720	\$ 8,280	\$ 9,000.00
3	3	0	\$ 240	\$ -	\$ 240.00
2	2	0	\$ 160	\$ -	\$ 160.00
29	0	29	\$ -	\$ 5,220	\$ 5,220.00
237	47	190	\$ 3,760	\$ 34,200	\$ 37,960.00
89	28	61	\$ 2,240	\$ 10,980	\$ 13,220.00
14	2	12	\$ 160	\$ 2,160	\$ 2,320.00
160	55	105	\$ 4,400	\$ 18,900	\$ 23,300.00
93	38	55	\$ 3,040	\$ 9,900	\$ 12,940.00
262	26	236	\$ 2,080	\$ 42,480	\$ 44,560.00
283	79	204	\$ 6,320	\$ 36,720	\$ 43,040.00
337	29	308	\$ 2,320	\$ 55,440	\$ 57,760.00
<b>4,802</b>	<b>1,044</b>	<b>3,758</b>	<b>\$ 83,520</b>	<b>\$ 676,440</b>	<b>\$ 759,960</b>

<b>47,258</b>	<b>20,529</b>	<b>26,729</b>	<b>\$ 1,642,320</b>	<b>\$ 4,811,220</b>	<b>\$ 6,453,540</b>
---------------	---------------	---------------	---------------------	---------------------	---------------------



**PROJECT PLAN  
YOUTH SPORT PARTNERSHIP**



**Attachment 3: Detail Recreation Centers**

**DOCUMENT NO.:** LA28-006 Rev  
**FISCAL YEAR:** 2025/2026

RECREATION CENTERS - Non Pre-qualified (w/ self certification)				Fall 2025 (10/1/25 - 12/31/25)						Estimated Total Enrollment	
				Estimated Enrollment Totals							
Facility	Address	Region	CD	Estimated Total Enrollment	Estimated Enrollment - Classes	Estimated Enrollment - Sports Leagues	Estimated \$ Classes \$80	Estimated \$ Sports Leagues \$ 180	Estimated Total Classes + Sports Leagues	Estimated Total Enrollment	
1	Balboa Sports Complex	17015 Burbank Blvd., Encino, CA 91316	Valley	6	29	22	7	\$ 1,760	\$ 1,260	\$ 3,020.00	252
2	Barrington R.C.	333 S. Barrington Ave., Los Angeles, CA	Valley	11	11	11	0	\$ 880	\$ -	\$ 880.00	130
3	Bogdanovich R.C.	1920 Cumbre Drive, San Pedro, CA	Pacific	15	136	18	118	\$ 1,440	\$ 21,240	\$ 22,680.00	182
4	Branford R.C.	13306 Branford St., Arleta, CA 91331	Valley	6	144	8	136	\$ 640	\$ 24,480	\$ 25,120.00	272
5	Carlin G. Smith R.C.	511 West Ave 46, Los Angeles, CA 90065	Metro	1	0	0	0	\$ -	\$ -	\$ -	0
6	Chatsworth Park South	22360 Devonshire St., Chatsworth, CA	Valley	12	25	25	0	\$ 2,000	\$ -	\$ 2,000.00	60
7	Cheviot Hills R.C.	2551 Motor Ave., Los Angeles, CA 90064	Valley	5	112	4	108	\$ 320	\$ 19,440	\$ 19,760.00	333
8	Crestwood Hills R.C.	1000 Hanley Ave., Los Angeles, CA 90049	Valley	11	0	0	0	\$ -	\$ -	\$ -	0
9	Culver Slauson R.C.	5072 S. Slauson Ave., Culver City, CA	Pacific	11	23	23	0	\$ 1,840	\$ -	\$ 1,840.00	24
10	Eagle Rock R.C.	1100 Eagle Vista Dr., Los Angeles, CA	Metro	14	118	44	74	\$ 3,520	\$ 13,320	\$ 16,840.00	116
11	Encino Community Center	4935 Balboa Blvd, Encino, CA 91316	Valley	5	0	0	0	\$ -	\$ -	\$ -	73
12	Lakeview Terrace R.C.	11075 Foothill Blvd, Lakeview Terrace,	Valley	7	69	46	23	\$ 3,680	\$ 4,140	\$ 7,820.00	91
13	Mar Vista R.C.	11430 Woodbine Ave., Los Angeles, CA	Valley	11	0	0	0	\$ -	\$ -	\$ -	292
14	Mason Park R.C.	10500 Mason Ave, Chatsworth, CA	Valley	12	69	51	18	\$ 4,080	\$ 3,240	\$ 7,320.00	225
15	Montecito Heights R.C.	4545 Homer St., Los Angeles, CA 90031	Metro	1	94	60	34	\$ 4,800	\$ 6,120	\$ 10,920.00	59
16	Northridge R.C.	18300 Lemarsh St., Northridge, CA	Valley	12	197	0	197	\$ -	\$ 35,460	\$ 35,460.00	257
17	Oakwood R.C.	767 California Ave, Venice, CA 90291	Valley	11	14	12	2	\$ 960	\$ 360	\$ 1,320.00	22
18	Palisades R.C.	851 Alma Real Dr., Pacific Palisades, CA	Valley	11	0	0	0	\$ -	\$ -	\$ -	256
19	Palms R.C.	2950 Overland Ave., Los Angeles, CA	Valley	5	18	18	0	\$ 1,440	\$ -	\$ 1,440.00	17
20	Pan Pacific Park R.C.	7600 Beverly Blvd., Los Angeles, CA	Metro	4	59	23	36	\$ 1,840	\$ 6,480	\$ 8,320.00	350
21	Peck Park Community Center	560 North Western Ave., San Pedro, CA	Pacific	15	105	43	62	\$ 3,440	\$ 11,160	\$ 14,600.00	155
22	Penmar R.C.	1341 Lake St, Los Angeles, CA 90291	Valley	11	141	18	123	\$ 1,440	\$ 22,140	\$ 23,580.00	204
23	Ramona Hall	4580 N. Figueroa St., Los Angeles, CA	Metro	1	20	20	0	\$ 1,600	\$ -	\$ 1,600.00	18
24	Robertson R.C.	1641 Preuss Rd., Los Angeles, CA 90035	Pacific	5	19	19	0	\$ 1,520	\$ -	\$ 1,520.00	87
25	Rustic Canyon R.C.	601 Latimer Rd., Santa Monica, CA	Valley	11	4	4	0	\$ 320	\$ -	\$ 320.00	8
26	Shadow Ranch R.C.	22633 Vanowen St, West Hills, CA 91307	Valley	12	0	0	0	\$ -	\$ -	\$ -	0
27	Silver Lake R.C.	1850 West Silver Lake Dr., Los Angeles,	Metro	13	64	22	42	\$ 1,760	\$ 7,560	\$ 9,320.00	140
28	Stoner R.C.	1835 Stoner Ave., Los Angeles, CA 90025	Valley	11	24	24	0	\$ 1,920	\$ -	\$ 1,920.00	128
29	Studio City R.C.	12621 Rye St., Studio City, CA 91604	Valley	2	102	74	28	\$ 5,920	\$ 5,040	\$ 10,960.00	182
30	Tarzana R.C.	5655 Vanalden Ave., Tarzana, CA 91356	Valley	3	61	3	58	\$ 240	\$ 10,440	\$ 10,680.00	125
31	Van Nuys Sherman Oaks R.C.	14201 Huston St., Sherman Oaks, CA	Valley	2	148	6	142	\$ 480	\$ 25,560	\$ 26,040.00	201
32	Westchester R.C.	7000 W. Manchester Ave., Los Angeles,	Pacific	11	75	40	35	\$ 3,200	\$ 6,300	\$ 9,500.00	128
33	Westwood R.C.	1350 S. Sepulveda Blvd, Los Angeles, CA	Valley	5	83	25	58	\$ 2,000	\$ 10,440	\$ 12,440.00	204
34	Woodland Hills R.C.	5858 Shoup Ave., Woodland Hills, CA	Valley	3	13	0	13	\$ -	\$ 2,340	\$ 2,340.00	274
35	Yosemite R.C.	1840 Yosemite Dr., Los Angeles, CA	Metro	14	67	38	29	\$ 3,040	\$ 5,220	\$ 8,260.00	201
<b>Subtotal Recreation Centers - Non Pre-qualified (with self certification)</b>				<b>2,044</b>	<b>701</b>	<b>1,343</b>	<b>\$ 56,080</b>	<b>\$ 241,740</b>	<b>\$ 297,820</b>	<b>5,066</b>	
<b>Total Recreation Centers</b>				<b>42,980</b>	<b>20,780</b>	<b>22,200</b>	<b>\$ 1,662,400</b>	<b>\$ 3,996,000</b>	<b>\$ 5,658,400</b>	<b>42,187</b>	

**PROJECT PLAN  
YOUTH SPORT PARTNERSHIP**



**Attachment 3: Detail Recreation Centers**

**DOCUMENT NO.:** LA28-006 Rev  
**FISCAL YEAR:** 2025/2026

**FY 2025/2026 PROJECT PLAN (ESTIMATE)**

RECREATION CENTERS - Non Pre-qualified (w/ self certification)				Winter 2026 (1/1/26 - 3/31/26)							
				Estimated Enrollment Totals							
Facility	Address	Region	CD	Estimated Enrollment - Classes	Estimated Enrollment - Sports Leagues	Estimated \$ Classes \$80	Estimated \$ Sports Leagues \$ 180	Estimated Total Classes + Sports Leagues	Estimated Total Enrollment	Estimated Enrollment - Classes	
1	Balboa Sports Complex	17015 Burbank Blvd., Encino, CA 91316	Valley	6	23	229	\$ 1,840	\$ 41,220	\$ 43,060.00	244	63
2	Barrington R.C.	333 S. Barrington Ave., Los Angeles, CA	Valley	11	28	102	\$ 2,240	\$ 18,360	\$ 20,600.00	113	35
3	Bogdanovich R.C.	1920 Cumbre Drive, San Pedro, CA	Pacific	15	80	102	\$ 6,400	\$ 18,360	\$ 24,760.00	149	43
4	Branford R.C.	13306 Branford St., Arleta, CA 91331	Valley	6	106	166	\$ 8,480	\$ 29,880	\$ 38,360.00	485	65
5	Carlin G. Smith R.C.	511 West Ave 46, Los Angeles, CA 90065	Metro	1	0	0	\$ -	\$ -	\$ -	0	0
6	Chatsworth Park South	22360 Devonshire St., Chatsworth, CA	Valley	12	12	48	\$ 960	\$ 8,640	\$ 9,600.00	47	39
7	Cheviot Hills R.C.	2551 Motor Ave., Los Angeles, CA 90064	Valley	5	45	288	\$ 3,600	\$ 51,840	\$ 55,440.00	313	85
8	Crestwood Hills R.C.	1000 Hanley Ave., Los Angeles, CA 90049	Valley	11	0	0	\$ -	\$ -	\$ -	0	0
9	Culver Slauson R.C.	5072 S. Slauson Ave., Culver City, CA	Pacific	11	24	0	\$ 1,920	\$ -	\$ 1,920.00	31	27
10	Eagle Rock R.C.	1100 Eagle Vista Dr., Los Angeles, CA	Metro	14	20	96	\$ 1,600	\$ 17,280	\$ 18,880.00	148	52
11	Encino Community Center	4935 Balboa Blvd, Encino, CA 91316	Valley	5	73	0	\$ 5,840	\$ -	\$ 5,840.00	61	61
12	Lakeview Terrace R.C.	11075 Foothill Blvd, Lakeview Terrace,	Valley	7	37	54	\$ 2,960	\$ 9,720	\$ 12,680.00	113	84
13	Mar Vista R.C.	11430 Woodbine Ave., Los Angeles, CA	Valley	11	86	206	\$ 6,880	\$ 37,080	\$ 43,960.00	425	79
14	Mason Park R.C.	10500 Mason Ave, Chatsworth, CA	Valley	12	84	141	\$ 6,720	\$ 25,380	\$ 32,100.00	165	48
15	Montecito Heights R.C.	4545 Homer St., Los Angeles, CA 90031	Metro	1	10	49	\$ 800	\$ 8,820	\$ 9,620.00	97	9
16	Northridge R.C.	18300 Lemarsh St., Northridge, CA	Valley	12	85	172	\$ 6,800	\$ 30,960	\$ 37,760.00	394	128
17	Oakwood R.C.	767 California Ave, Venice, CA 90291	Valley	11	18	4	\$ 1,440	\$ 720	\$ 2,160.00	21	21
18	Palisades R.C.	851 Alma Real Dr., Pacific Palisades, CA	Valley	11	15	241	\$ 1,200	\$ 43,380	\$ 44,580.00	325	27
19	Palms R.C.	2950 Overland Ave., Los Angeles, CA	Valley	5	6	11	\$ 480	\$ 1,980	\$ 2,460.00	17	2
20	Pan Pacific Park R.C.	7600 Beverly Blvd., Los Angeles, CA	Metro	4	136	214	\$ 10,880	\$ 38,520	\$ 49,400.00	251	57
21	Peck Park Community Center	560 North Western Ave., San Pedro, CA	Pacific	15	71	84	\$ 5,680	\$ 15,120	\$ 20,800.00	164	65
22	Penmar R.C.	1341 Lake St, Los Angeles, CA 90291	Valley	11	61	143	\$ 4,880	\$ 25,740	\$ 30,620.00	207	44
23	Ramona Hall	4580 N. Figueroa St., Los Angeles, CA	Metro	1	18	0	\$ 1,440	\$ -	\$ 1,440.00	15	15
24	Robertson R.C.	1641 Preuss Rd., Los Angeles, CA 90035	Pacific	5	18	69	\$ 1,440	\$ 12,420	\$ 13,860.00	108	27
25	Rustic Canyon R.C.	601 Latimer Rd., Santa Monica, CA	Valley	11	8	0	\$ 640	\$ -	\$ 640.00	10	10
26	Shadow Ranch R.C.	22633 Vanowen St, West Hills, CA 91307	Valley	12	0	0	\$ -	\$ -	\$ -	4	4
27	Silver Lake R.C.	1850 West Silver Lake Dr., Los Angeles,	Metro	13	28	112	\$ 2,240	\$ 20,160	\$ 22,400.00	98	26
28	Stoner R.C.	1835 Stoner Ave., Los Angeles, CA 90025	Valley	11	31	97	\$ 2,480	\$ 17,460	\$ 19,940.00	109	43
29	Studio City R.C.	12621 Rye St., Studio City, CA 91604	Valley	2	72	110	\$ 5,760	\$ 19,800	\$ 25,560.00	205	126
30	Tarzana R.C.	5655 Vanalden Ave., Tarzana, CA 91356	Valley	3	36	89	\$ 2,880	\$ 16,020	\$ 18,900.00	146	41
31	Van Nuys Sherman Oaks R.C.	14201 Huston St., Sherman Oaks, CA	Valley	2	34	167	\$ 2,720	\$ 30,060	\$ 32,780.00	694	374
32	Westchester R.C.	7000 W. Manchester Ave., Los Angeles,	Pacific	11	51	77	\$ 4,080	\$ 13,860	\$ 17,940.00	76	33
33	Westwood R.C.	1350 S. Sepulveda Blvd, Los Angeles, CA	Valley	5	52	152	\$ 4,160	\$ 27,360	\$ 31,520.00	282	50
34	Woodland Hills R.C.	5858 Shoup Ave., Woodland Hills, CA	Valley	3	92	182	\$ 7,360	\$ 32,760	\$ 40,120.00	343	178
35	Yosemite R.C.	1840 Yosemite Dr., Los Angeles, CA	Metro	14	19	182	\$ 1,520	\$ 32,760	\$ 34,280.00	255	69
<b>Subtotal Recreation Centers - Non Pre-qualified (with self certification)</b>				<b>1,479</b>	<b>3,587</b>	<b>\$ 118,320</b>	<b>\$ 645,660</b>	<b>\$ 763,980</b>	<b>6,115</b>	<b>2,030</b>	
<b>Total Recreation Centers</b>				<b>18,324</b>	<b>23,863</b>	<b>\$ 1,465,920</b>	<b>\$ 4,295,340</b>	<b>\$ 5,761,260</b>	<b>52,777</b>	<b>23,095</b>	

**PROJECT PLAN  
YOUTH SPORT PARTNERSHIP**



**Attachment 3: Detail Recreation Centers**

**DOCUMENT NO.:** LA28-006 Rev  
**FISCAL YEAR:** 2025/2026

RECREATION CENTERS - Non Pre-qualified (w/ self certification)				Spring 2026 (4/1/26 - 6/30/26)				FY 2025/2026 (7/1/25 - 6/30/26)		
				Estimated Enrollment Totals				Estimated Enrollment		
Facility	Address	Region	CD	Estimated Enrollment - Sports Leagues	Estimated \$ Classes \$80	Estimated \$ Sports Leagues \$ 180	Estimated Total Classes + Sports Leagues	Estimated Total Enrollment	Estimated Enrollment - Classes	Estimated Enrollment - Sports Leagues
1 Balboa Sports Complex	17015 Burbank Blvd., Encino, CA 91316	Valley	6	181	\$ 5,040	\$ 32,580	\$ 37,620.00	823	138	685
2 Barrington R.C.	333 S. Barrington Ave., Los Angeles, CA	Valley	11	78	\$ 2,800	\$ 14,040	\$ 16,840.00	385	124	261
3 Bogdanovich R.C.	1920 Cumbre Drive, San Pedro, CA	Pacific	15	106	\$ 3,440	\$ 19,080	\$ 22,520.00	586	175	411
4 Branford R.C.	13306 Branford St., Arleta, CA 91331	Valley	6	420	\$ 5,200	\$ 75,600	\$ 80,800.00	1,233	273	960
5 Carlin G. Smith R.C.	511 West Ave 46, Los Angeles, CA 90065	Metro	1	0	\$ -	\$ -	\$ -	0	0	0
6 Chatsworth Park South	22360 Devonshire St., Chatsworth, CA	Valley	12	8	\$ 3,120	\$ 1,440	\$ 4,560.00	163	107	56
7 Cheviot Hills R.C.	2551 Motor Ave., Los Angeles, CA 90064	Valley	5	228	\$ 6,800	\$ 41,040	\$ 47,840.00	1,079	165	914
8 Crestwood Hills R.C.	1000 Hanley Ave., Los Angeles, CA 90049	Valley	11	0	\$ -	\$ -	\$ -	0	0	0
9 Culver Slauson R.C.	5072 S. Slauson Ave., Culver City, CA	Pacific	11	4	\$ 2,160	\$ 720	\$ 2,880.00	89	85	4
10 Eagle Rock R.C.	1100 Eagle Vista Dr., Los Angeles, CA	Metro	14	96	\$ 4,160	\$ 17,280	\$ 21,440.00	459	134	325
11 Encino Community Center	4935 Balboa Blvd, Encino, CA 91316	Valley	5	0	\$ 4,880	\$ -	\$ 4,880.00	193	193	0
12 Lakeview Terrace R.C.	11075 Foothill Blvd, Lakeview Terrace,	Valley	7	29	\$ 6,720	\$ 5,220	\$ 11,940.00	308	197	111
13 Mar Vista R.C.	11430 Woodbine Ave., Los Angeles, CA	Valley	11	346	\$ 6,320	\$ 62,280	\$ 68,600.00	1,171	207	964
14 Mason Park R.C.	10500 Mason Ave, Chatsworth, CA	Valley	12	117	\$ 3,840	\$ 21,060	\$ 24,900.00	730	243	487
15 Montecito Heights R.C.	4545 Homer St., Los Angeles, CA 90031	Metro	1	88	\$ 720	\$ 15,840	\$ 16,560.00	356	89	267
16 Northridge R.C.	18300 Lemarsh St., Northridge, CA	Valley	12	266	\$ 10,240	\$ 47,880	\$ 58,120.00	1,191	316	875
17 Oakwood R.C.	767 California Ave, Venice, CA 90291	Valley	11	0	\$ 1,680	\$ -	\$ 1,680.00	65	59	6
18 Palisades R.C.	851 Alma Real Dr., Pacific Palisades, CA	Valley	11	298	\$ 2,160	\$ 53,640	\$ 55,800.00	824	65	759
19 Palms R.C.	2950 Overland Ave., Los Angeles, CA	Valley	5	15	\$ 160	\$ 2,700	\$ 2,860.00	52	26	26
20 Pan Pacific Park R.C.	7600 Beverly Blvd., Los Angeles, CA	Metro	4	194	\$ 4,560	\$ 34,920	\$ 39,480.00	944	236	708
21 Peck Park Community Center	560 North Western Ave., San Pedro, CA	Pacific	15	99	\$ 5,200	\$ 17,820	\$ 23,020.00	487	200	287
22 Penmar R.C.	1341 Lake St, Los Angeles, CA 90291	Valley	11	163	\$ 3,520	\$ 29,340	\$ 32,860.00	580	150	430
23 Ramona Hall	4580 N. Figueroa St., Los Angeles, CA	Metro	1	0	\$ 1,200	\$ -	\$ 1,200.00	77	77	0
24 Robertson R.C.	1641 Preuss Rd., Los Angeles, CA 90035	Pacific	5	81	\$ 2,160	\$ 14,580	\$ 16,740.00	269	73	196
25 Rustic Canyon R.C.	601 Latimer Rd., Santa Monica, CA	Valley	11	0	\$ 800	\$ -	\$ 800.00	25	25	0
26 Shadow Ranch R.C.	22633 Vanowen St, West Hills, CA 91307	Valley	12	0	\$ 320	\$ -	\$ 320.00	6	6	0
27 Silver Lake R.C.	1850 West Silver Lake Dr., Los Angeles,	Metro	13	72	\$ 2,080	\$ 12,960	\$ 15,040.00	331	76	255
28 Stoner R.C.	1835 Stoner Ave., Los Angeles, CA 90025	Valley	11	66	\$ 3,440	\$ 11,880	\$ 15,320.00	498	145	353
29 Studio City R.C.	12621 Rye St., Studio City, CA 91604	Valley	2	79	\$ 10,080	\$ 14,220	\$ 24,300.00	578	300	278
30 Tarzana R.C.	5655 Vanalden Ave., Tarzana, CA 91356	Valley	3	105	\$ 3,280	\$ 18,900	\$ 22,180.00	346	82	264
31 Van Nuys Sherman Oaks R.C.	14201 Huston St., Sherman Oaks, CA	Valley	2	320	\$ 29,920	\$ 57,600	\$ 87,520.00	1,203	469	734
32 Westchester R.C.	7000 W. Manchester Ave., Los Angeles,	Pacific	11	43	\$ 2,640	\$ 7,740	\$ 10,380.00	372	162	210
33 Westwood R.C.	1350 S. Sepulveda Blvd, Los Angeles, CA	Valley	5	232	\$ 4,000	\$ 41,760	\$ 45,760.00	831	153	678
34 Woodland Hills R.C.	5858 Shoup Ave., Woodland Hills, CA	Valley	3	165	\$ 14,240	\$ 29,700	\$ 43,940.00	913	349	564
35 Yosemite R.C.	1840 Yosemite Dr., Los Angeles, CA	Metro	14	186	\$ 5,520	\$ 33,480	\$ 39,000.00	860	155	705
<b>Subtotal Recreation Centers - Non Pre-qualified (with self certification)</b>				<b>4,085</b>	<b>\$ 162,400</b>	<b>\$ 735,300</b>	<b>\$ 897,700</b>	<b>18,027</b>	<b>5,254</b>	<b>12,773</b>
<b>Total Recreation Centers</b>				<b>29,682</b>	<b>\$ 1,847,600</b>	<b>\$ 5,342,760</b>	<b>\$ 7,190,360</b>	<b>185,202</b>	<b>82,728</b>	<b>102,474</b>

**PROJECT PLAN  
YOUTH SPORT PARTNERSHIP**



**Attachment 3: Detail Recreation Centers**

**DOCUMENT NO.:** LA28-006 Rev  
**FISCAL YEAR:** 2025/2026

RECREATION CENTERS - Non Pre-qualified (w/ self certification)				Enrollment Totals			
Facility	Address	Region	CD	Estimated \$ Classes \$80	Estimated \$ Sports Leagues 180	Estimated Total Classes + Sports Leagues	
1	Balboa Sports Complex	17015 Burbank Blvd., Encino, CA 91316	Valley	6	\$ 11,040	\$ 123,300	\$ 134,340
2	Barrington R.C.	333 S. Barrington Ave., Los Angeles, CA	Valley	11	\$ 9,920	\$ 46,980	\$ 56,900
3	Bogdanovich R.C.	1920 Cumbre Drive, San Pedro, CA	Pacific	15	\$ 14,000	\$ 73,980	\$ 87,980
4	Branford R.C.	13306 Branford St., Arleta, CA 91331	Valley	6	\$ 21,840	\$ 172,800	\$ 194,640
5	Carlin G. Smith R.C.	511 West Ave 46, Los Angeles, CA 90065	Metro	1	\$ -	\$ -	\$ -
6	Chatsworth Park South	22360 Devonshire St., Chatsworth, CA	Valley	12	\$ 8,560	\$ 10,080	\$ 18,640
7	Cheviot Hills R.C.	2551 Motor Ave., Los Angeles, CA 90064	Valley	5	\$ 13,200	\$ 164,520	\$ 177,720
8	Crestwood Hills R.C.	1000 Hanley Ave., Los Angeles, CA 90049	Valley	11	\$ -	\$ -	\$ -
9	Culver Slauson R.C.	5072 S. Slauson Ave., Culver City, CA	Pacific	11	\$ 6,800	\$ 720	\$ 7,520
10	Eagle Rock R.C.	1100 Eagle Vista Dr., Los Angeles, CA	Metro	14	\$ 10,720	\$ 58,500	\$ 69,220
11	Encino Community Center	4935 Balboa Blvd, Encino, CA 91316	Valley	5	\$ 15,440	\$ -	\$ 15,440
12	Lakeview Terrace R.C.	11075 Foothill Blvd, Lakeview Terrace,	Valley	7	\$ 15,760	\$ 19,980	\$ 35,740
13	Mar Vista R.C.	11430 Woodbine Ave., Los Angeles, CA	Valley	11	\$ 16,560	\$ 173,520	\$ 190,080
14	Mason Park R.C.	10500 Mason Ave, Chatsworth, CA	Valley	12	\$ 19,440	\$ 87,660	\$ 107,100
15	Montecito Heights R.C.	4545 Homer St., Los Angeles, CA 90031	Metro	1	\$ 7,120	\$ 48,060	\$ 55,180
16	Northridge R.C.	18300 Lemarsh St., Northridge, CA	Valley	12	\$ 25,280	\$ 157,500	\$ 182,780
17	Oakwood R.C.	767 California Ave, Venice, CA 90291	Valley	11	\$ 4,720	\$ 1,080	\$ 5,800
18	Palisades R.C.	851 Alma Real Dr., Pacific Palisades, CA	Valley	11	\$ 5,200	\$ 136,620	\$ 141,820
19	Palms R.C.	2950 Overland Ave., Los Angeles, CA	Valley	5	\$ 2,080	\$ 4,680	\$ 6,760
20	Pan Pacific Park R.C.	7600 Beverly Blvd., Los Angeles, CA	Metro	4	\$ 18,880	\$ 127,440	\$ 146,320
21	Peck Park Community Center	560 North Western Ave., San Pedro, CA	Pacific	15	\$ 16,000	\$ 51,660	\$ 67,660
22	Penmar R.C.	1341 Lake St, Los Angeles, CA 90291	Valley	11	\$ 12,000	\$ 77,400	\$ 89,400
23	Ramona Hall	4580 N. Figueroa St., Los Angeles, CA	Metro	1	\$ 6,160	\$ -	\$ 6,160
24	Robertson R.C.	1641 Preuss Rd., Los Angeles, CA 90035	Pacific	5	\$ 5,840	\$ 35,280	\$ 41,120
25	Rustic Canyon R.C.	601 Latimer Rd., Santa Monica, CA	Valley	11	\$ 2,000	\$ -	\$ 2,000
26	Shadow Ranch R.C.	22633 Vanowen St, West Hills, CA 91307	Valley	12	\$ 480	\$ -	\$ 480
27	Silver Lake R.C.	1850 West Silver Lake Dr., Los Angeles,	Metro	13	\$ 6,080	\$ 45,900	\$ 51,980
28	Stoner R.C.	1835 Stoner Ave., Los Angeles, CA 90025	Valley	11	\$ 11,600	\$ 63,540	\$ 75,140
29	Studio City R.C.	12621 Rye St., Studio City, CA 91604	Valley	2	\$ 24,000	\$ 50,040	\$ 74,040
30	Tarzana R.C.	5655 Vanalden Ave., Tarzana, CA 91356	Valley	3	\$ 6,560	\$ 47,520	\$ 54,080
31	Van Nuys Sherman Oaks R.C.	14201 Huston St., Sherman Oaks, CA	Valley	2	\$ 37,520	\$ 132,120	\$ 169,640
32	Westchester R.C.	7000 W. Manchester Ave., Los Angeles,	Pacific	11	\$ 12,960	\$ 37,800	\$ 50,760
33	Westwood R.C.	1350 S. Sepulveda Blvd, Los Angeles, CA	Valley	5	\$ 12,240	\$ 122,040	\$ 134,280
34	Woodland Hills R.C.	5858 Shoup Ave., Woodland Hills, CA	Valley	3	\$ 27,920	\$ 101,520	\$ 129,440
35	Yosemite R.C.	1840 Yosemite Dr., Los Angeles, CA	Metro	14	\$ 12,400	\$ 126,900	\$ 139,300.00
<b>Subtotal Recreation Centers - Non Pre-qualified (with self certification)</b>					<b>\$ 420,320</b>	<b>\$ 2,299,140</b>	<b>\$ 2,719,460</b>
<b>Total Recreation Centers</b>					<b>\$ 6,618,240</b>	<b>\$ 18,445,320</b>	<b>\$ 25,063,560</b>

**PROJECT PLAN  
YOUTH SPORT PARTNERSHIP**



**Attachment 4: Rec Centers Activity**

**DOCUMENT NO.:**

LA28-006 Rev

**FISCAL YEAR:**

2025/2026

	CLASSES																			
	CLASSES																			
	Badminton	Boxing	Cheer	Dance	Dodgeball	Fitness/Exercise	Frisbee Sports	Golf	Gymnastics	Kickball	Lacrosse	Martial Arts	Judo	Karate	Tae Kwon Do	Pickleball	Skating and Skateboarding	Tennis	Track & Field	Subtotal
1	109th Street R.C.	-	-	53	-	-	89	-	-	-	-	-	-	-	-	-	-	-	3	145
2	Algin Sutton R.C.	-	13	-	-	6	71	-	-	4	-	163	-	-	-	-	4	-	5	266
3	Alpine R.C.	41	-	-	17	-	110	-	6	-	-	119	-	-	-	-	-	-	-	293
4	Andres and Maria Cardenas R.C.	-	-	40	133	-	-	-	88	-	-	-	-	119	-	-	-	-	-	380
5	Baldwin Hills R.C.	-	-	54	-	-	84	-	86	-	6	23	-	-	-	-	-	-	30	283
6	Banning R.C.	-	-	158	100	-	151	-	-	-	-	72	-	-	-	-	-	-	-	481
7	Bellevue R.C.	-	-	52	52	-	24	12	-	-	-	-	-	-	-	-	-	-	-	140
8	Boyle Heights Sports Center	-	-	-	1	-	-	-	-	-	-	38	-	-	-	-	-	-	-	39
9	Cabrillo Beach Bath House	-	73	-	24	-	142	-	-	-	-	-	-	-	-	-	-	-	-	239
10	Central R.C.	-	-	6	-	-	46	11	28	-	-	-	-	-	-	-	-	-	-	91
11	Chevy Chase R.C.	-	-	-	156	58	72	10	-	-	-	-	-	-	-	-	207	-	-	503
12	Costello R.C.	-	-	91	129	-	4	24	-	199	-	-	481	-	7	-	-	-	-	935
13	Cypress Park R.C.	-	-	89	132	-	-	-	36	-	-	-	-	65	-	-	-	-	-	322
14	David M. Gonzales/Pacoima R.C.	-	692	84	-	-	276	-	-	-	-	13	24	138	-	-	15	-	-	1,242
15	Delano R.C.	-	57	-	25	-	1	-	171	-	-	21	-	-	-	-	-	-	-	275
16	Denker R.C.	-	38	-	-	2	26	-	-	-	-	-	-	-	-	2	-	-	11	79
17	Downey R.C.	-	-	-	63	31	100	-	-	51	-	-	-	-	-	-	-	-	-	245
18	E. Wilmington Greenbelt Community Center	-	-	-	-	-	34	-	-	-	-	-	-	-	-	-	-	-	-	34
19	Echo Park R.C.	-	-	-	197	36	70	-	164	-	-	157	41	-	-	-	48	155	-	868
20	El Sereno R.C.	-	-	-	109	-	-	-	339	-	-	40	-	81	-	-	152	-	-	721
21	Elysian Valley R.C.	-	-	-	4	-	68	-	301	-	-	-	-	-	-	-	-	-	-	373
22	Evergreen R.C.	50	-	67	72	110	340	-	-	100	-	-	-	-	-	-	-	-	6	745
23	Expo Center/Roy Anderson R.C.	-	-	-	-	-	14	-	-	-	-	-	-	744	-	-	-	-	-	758
24	Fernangeles R.C.	-	64	49	231	-	-	-	-	-	-	-	-	-	-	-	-	-	-	344
25	Fred Roberts R.C.	-	-	-	-	-	41	-	-	-	-	-	-	-	66	-	-	-	-	107
26	Gilbert Lindsay R.C.	-	2	-	2	-	72	-	2	-	2	-	14	-	-	-	1	-	-	95
27	Glassell Park R.C.	-	45	-	24	-	11	-	112	-	-	-	-	-	-	-	-	8	6	206
28	Granada Hills R.C.	-	-	19	74	-	-	-	-	-	-	56	-	-	-	-	-	197	32	378
29	Green Meadows R.C.	-	-	372	74	-	312	-	-	-	-	-	-	-	-	-	-	-	-	758
30	Harbor City R.C.	-	-	-	132	-	47	-	-	-	-	-	-	-	-	-	89	-	-	268
31	Hazard Park R.C.	10	-	34	-	87	211	29	-	21	45	-	-	-	-	-	-	-	13	450
32	Highland Park R.C.	-	-	-	5	17	14	-	-	1	-	92	-	-	-	-	-	-	-	129
33	Hollenbeck Park R.C.	40	-	53	196	144	144	41	-	185	86	-	-	114	-	-	-	-	-	1,003
34	Hollywood R.C.	-	36	-	137	-	1	-	31	-	-	28	-	-	-	-	20	-	-	253
35	Hoover R.C.	-	28	-	185	1	23	-	92	-	-	40	-	19	-	-	-	-	26	414
36	Hubert Humphrey R.C.	-	-	15	107	-	20	-	48	-	-	-	-	-	-	-	-	-	-	190

PROJECT PLAN  
YOUTH SPORT PARTNERSHIP



Attachment 4: Rec Centers Activity

DOCUMENT NO.:

LA28-006 Rev

FISCAL YEAR:

2025/2026

	CLASSES																			
	CLASSES																			
	Badminton	Boxing	Cheer	Dance	Dodgeball	Fitness/Exercise	Frisbee Sports	Golf	Gymnastics	Kickball	Lacrosse	Martial Arts	Judo	Karate	Tae Kwon Do	Pickleball	Skating and Skateboarding	Tennis	Track & Field	Subtotal
37 Jackie Tatum Harvard R.C.	-	-	4	44	-	68	-	-	-	-	-	-	-	-	-	-	-	225	-	341
38 Jim Gilliam R.C.	-	-	-	2	-	41	-	-	34	-	-	-	-	31	-	-	-	-	10	118
39 Lafayette MultiPurpose Community Center	62	62	39	188	-	312	-	36	61	170	-	21	-	-	-	-	-	-	-	951
40 Lake Street Park	-	-	-	19	-	132	-	-	-	-	-	-	-	-	-	-	14	-	-	165
41 Lanark R.C.	-	-	58	-	-	-	11	-	-	-	-	83	-	-	-	-	-	-	-	152
42 Leland R.C.	-	-	10	10	1	23	-	-	-	-	-	-	-	-	-	-	-	-	-	44
43 Lemon Grove R.C.	-	17	-	60	-	21	-	-	73	-	-	-	-	353	40	-	-	-	-	564
44 Lincoln Heights R.C.	-	-	-	6	31	26	9	-	-	9	-	-	-	-	-	-	-	-	-	81
45 Lincoln Heights Youth Center	-	1,462	-	-	-	61	-	-	-	-	-	-	72	-	-	-	-	-	-	1,595
46 Lincoln Park R.C.	-	31	58	77	-	16	-	-	24	-	-	-	130	71	-	-	114	-	8	529
47 Loren Miller R.C.	-	54	124	22	-	21	-	-	-	-	-	-	-	-	-	-	-	64	-	285
48 Macarthur Park R.C.	-	-	-	29	-	173	-	20	15	30	-	-	-	-	-	11	-	-	-	278
49 Martin Luther King, Jr. R.C.	-	-	23	-	-	-	-	-	-	-	-	78	12	-	-	-	-	-	-	113
50 Michelle and Barack Obama Sports Complex	-	195	1	27	-	54	-	-	22	-	11	-	-	-	-	-	-	-	-	310
51 Mount Carmel R.C.	-	155	173	-	-	34	-	-	-	-	-	-	-	-	-	-	-	-	4	366
52 Normandale R.C.	-	-	43	-	-	30	-	-	-	-	-	15	-	-	-	-	-	-	-	88
53 Normandie R.C.	-	-	-	-	-	-	-	-	25	-	-	-	-	-	-	-	-	-	-	25
54 North Hills Community Park	-	-	-	-	-	-	-	-	-	-	-	-	-	-	-	-	-	-	-	-
55 North Hollywood R.C.	-	-	-	-	-	10	-	-	-	-	-	-	-	-	86	-	-	167	-	263
56 North Weddington R.C.	-	-	-	-	-	-	-	-	-	-	-	-	-	-	-	-	-	-	-	-
57 Panorama City R.C.	-	-	-	79	-	-	-	-	-	-	-	-	-	-	-	-	-	-	-	79
58 Pecan R.C.	-	21	58	114	115	270	83	59	44	105	-	-	-	-	-	61	-	-	-	930
59 Poinsettia R.C.	-	-	-	43	-	1	-	-	63	-	-	14	-	61	-	-	-	-	-	182
60 Queen Anne R.C.	-	-	21	53	-	-	-	-	-	-	-	-	-	-	-	-	-	-	-	74
61 Ramon Garcia R.C.	18	-	-	38	48	608	-	-	33	10	-	-	-	23	-	-	-	-	-	778
62 Reseda R.C.	-	-	-	38	-	3	-	-	57	-	-	79	-	-	-	-	-	-	47	224
63 Rio de Los Angeles State Park	-	89	28	81	-	590	-	43	263	-	-	40	-	-	-	-	-	-	72	1,206
64 Ritchie Valens R.C.	-	-	-	63	-	6	-	-	151	-	-	-	44	-	-	-	-	-	-	264
65 Rose Hill R.C.	-	-	-	121	44	4	125	-	130	-	-	-	-	-	-	4	-	47	-	475
66 Rosecrans R.C.	-	-	-	-	-	89	-	4	-	-	-	-	-	-	88	-	-	7	-	188
67 Ross Snyder R.C.	-	-	-	58	162	249	-	-	206	-	-	-	-	-	-	-	-	-	-	675
68 Seoul International Park	-	-	12	51	-	-	-	-	73	-	-	-	-	-	-	-	-	-	11	147
69 Sepulveda R.C.	-	-	-	108	-	-	-	-	-	-	-	-	-	-	-	-	-	-	-	108
70 Shatto R.C.	-	-	130	281	-	34	-	-	-	-	-	80	-	-	-	-	-	526	-	1,051
71 Slauson R.C.	-	-	5	-	-	46	-	-	-	-	-	-	-	-	-	-	-	-	-	51
72 South Park R.C.	-	-	53	51	-	53	-	-	72	-	-	-	-	-	-	-	-	-	-	229

PROJECT PLAN  
YOUTH SPORT PARTNERSHIP



Attachment 4: Rec Centers Activity

DOCUMENT NO.:

LA28-006 Rev

FISCAL YEAR:

2025/2026

RECREATION CENTERS - Pre Qualified		CLASSES																			
		CLASSES																			
		Badminton	Boxing	Cheer	Dance	Dodgeball	Fitness/Exercise	Frisbee Sports	Golf	Gymnastics	Kickball	Lacrosse	Martial Arts	Judo	Karate	Tae Kwon Do	Pickleball	Skating and Skateboarding	Tennis	Track & Field	Subtotal
73	South Seas House	-	-	98	51	-	4	-	45	-	-	-	-	-	-	-	-	-	-	198	
74	St. Andrews R.C.	-	-	52	38	-	-	-	-	-	-	-	-	-	-	-	-	-	-	188	
75	State Street R.C.	-	40	46	9	82	185	-	-	195	42	-	21	-	-	-	-	-	-	620	
76	Stonehurst R.C.	-	5	-	-	-	84	58	-	-	25	-	-	-	-	-	23	-	-	196	
77	Sun Valley R.C.	-	124	59	212	-	57	-	-	276	-	-	-	249	-	-	-	-	-	977	
78	Sunland R.C.	-	-	237	139	-	10	-	-	259	-	-	86	-	-	-	-	-	-	731	
79	Sylmar Park R.C.	-	-	20	-	-	5	13	-	-	-	-	-	-	-	-	-	107	-	145	
80	Toberman R.C.	-	-	4	-	-	-	-	21	-	-	-	-	-	-	-	-	-	8	33	
81	Trinity R.C.	-	-	-	-	180	318	-	-	-	171	-	14	-	-	-	414	-	-	1,097	
82	Valley Plaza	-	351	61	213	1	12	-	-	165	-	-	-	-	-	-	-	211	28	1,042	
83	Van Ness R.C.	-	-	38	13	-	42	-	-	-	-	-	-	-	-	-	-	-	-	93	
84	Van Nuys R.C.	-	39	-	107	-	40	-	-	-	-	-	-	-	103	-	-	-	-	289	
85	Victory-Vineland R.C.	-	39	-	25	-	51	-	-	-	-	-	-	-	-	-	-	-	-	115	
86	Vineyard R.C.	-	60	-	84	-	66	-	-	46	-	-	-	-	-	-	-	-	-	256	
87	Wabash R.C.	-	-	-	-	80	220	60	-	-	51	-	-	-	-	-	-	-	10	421	
88	Wilmington R.C.	-	-	-	-	-	58	-	-	9	-	-	4	-	-	-	30	-	-	101	
89	Winnetka R.C.	-	-	-	56	-	-	-	-	-	-	-	-	143	-	-	-	-	22	221	
90	Yucca Park Community Center	-	-	-	587	-	45	-	-	203	-	-	-	146	-	-	-	45	-	1,026	
<b>Grand Total</b>		221	3,792	2,691	5,578	1,236	6,884	479	173	4,474	900	11	1,174	1,023	2,383	390	131	1,078	1,759	353	34,730

**PROJECT PLAN  
YOUTH SPORT PARTNERSHIP**



**Attachment 4: Rec Centers Activity**

**DOCUMENT NO.:**

**FISCAL YEAR:**

	RECREATION CENTERS - Pre Qualified									LEAGUES							Grand Total	
	CLINICS								Total Classes	Baseball	Basketball	Flag Football	Soccer/Futsal	Softball	Volleyball	Total Leagues		
	Baseball	Basketball	Field Hockey	Flag Football	Roller Hockey	Soccer/Futsal	Softball	Volleyball										
1	109th Street R.C.	7	86	-	10	-	1	27	22	298	49	301	73	182	-	14	619	917
2	Algin Sutton R.C.	74	145	2	23	-	138	141	6	795	80	320	-	391	29	-	820	1,615
3	Alpine R.C.	-	100	-	-	-	36	-	14	443	-	661	-	-	-	34	695	1,138
4	Andres and Maria Cardenas R.C.	-	-	-	-	-	-	-	-	380	-	-	-	-	-	-	-	380
5	Baldwin Hills R.C.	27	36	-	56	-	-	1	-	403	306	561	125	-	108	29	1,129	1,532
6	Banning R.C.	8	5	-	-	-	11	19	2	526	134	77	87	-	101	-	399	925
7	Bellevue R.C.	4	34	-	-	-	27	-	-	205	211	613	38	241	3	14	1,120	1,325
8	Boyle Heights Sports Center	80	-	-	-	-	324	12	-	455	-	12	-	1,199	14	-	1,225	1,680
9	Cabrillo Beach Bath House	-	-	-	-	-	99	-	29	367	-	-	-	-	-	103	103	470
10	Central R.C.	14	1	-	36	-	25	-	3	170	41	114	17	101	34	157	464	634
11	Chevy Chase R.C.	43	375	-	-	-	116	1	155	1,193	85	307	-	153	-	90	635	1,828
12	Costello R.C.	154	635	-	60	-	1,533	26	602	3,945	91	340	53	1,162	37	461	2,144	6,089
13	Cypress Park R.C.	217	268	-	31	-	188	51	74	1,151	311	450	80	217	30	77	1,165	2,316
14	David M. Gonzales/Pacoima R.C.	19	89	-	6	-	27	29	92	1,504	-	69	-	629	40	98	836	2,340
15	Delano R.C.	3	-	-	15	-	29	-	137	459	15	850	118	3,403	-	669	5,055	5,514
16	Denker R.C.	-	29	-	-	-	10	-	24	142	27	48	-	13	6	48	142	284
17	Downey R.C.	-	76	-	-	-	401	-	99	821	109	224	19	807	2	120	1,281	2,102
18	E. Wilmington Greenbelt Community Center	-	28	-	-	-	5	-	1	68	-	99	-	58	-	27	184	252
19	Echo Park R.C.	11	164	-	-	-	13	2	103	1,161	214	563	105	342	15	215	1,454	2,615
20	El Sereno R.C.	342	585	-	64	-	326	80	217	2,335	366	412	87	615	83	254	1,817	4,152
21	Elysian Valley R.C.	1	14	-	-	-	-	-	57	445	19	90	-	8	1	290	408	853
22	Evergreen R.C.	376	728	-	12	-	935	3	135	2,934	227	200	-	699	1	100	1,227	4,161
23	Expo Center/Roy Anderson R.C.	-	321	-	-	-	1,716	-	121	2,916	75	498	-	1,416	-	119	2,108	5,024
24	Fernangeles R.C.	117	285	-	-	-	243	97	80	1,166	167	546	-	857	229	280	2,079	3,245
25	Fred Roberts R.C.	-	29	-	-	-	4	-	20	160	-	211	32	238	-	128	609	769
26	Gilbert Lindsay R.C.	87	1	-	1	-	31	19	2	236	130	49	31	412	53	9	684	920
27	Glassell Park R.C.	25	105	-	53	-	52	2	34	477	172	403	58	304	-	15	952	1,429
28	Granada Hills R.C.	33	31	-	85	-	-	6	243	776	220	910	115	309	81	553	2,188	2,964
29	Green Meadows R.C.	267	114	-	264	-	467	1	54	1,925	658	442	63	698	36	171	2,068	3,993
30	Harbor City R.C.	11	25	64	-	-	40	5	40	453	142	351	16	38	53	64	664	1,117
31	Hazard Park R.C.	49	324	-	2	-	113	96	154	1,188	122	293	2	371	94	53	935	2,123
32	Highland Park R.C.	20	47	-	2	-	91	20	64	373	263	816	-	355	33	250	1,717	2,090
33	Hollenbeck Park R.C.	-	132	-	-	-	158	-	14	1,307	428	-	-	183	177	-	788	2,095
34	Hollywood R.C.	60	65	-	16	-	146	-	39	579	55	145	-	480	46	74	800	1,379
35	Hoover R.C.	-	21	-	3	-	117	-	45	600	-	52	-	531	-	71	654	1,254
36	Hubert Humphrey R.C.	46	82	-	27	-	47	1	191	584	155	516	74	1,187	71	396	2,399	2,983



**PROJECT PLAN  
YOUTH SPORT PARTNERSHIP**



**Attachment 4: Rec Centers Activity**

**DOCUMENT NO.:**

**FISCAL YEAR:**

	RECREATION CENTERS - Pre Qualified									LEAGUES							Grand Total	
	CLINICS								Total Classes	Baseball	Basketball	Flag Football	Soccer/Futsal	Softball	Volleyball	Total Leagues		
	Baseball	Basketball	Field Hockey	Flag Football	Roller Hockey	Soccer/Futsal	Softball	Volleyball										
37	Jackie Tatum Harvard R.C.	68	51	-	2	-	273	94	58	887	165	265	23	181	73	47	754	1,641
38	Jim Gilliam R.C.	-	22	-	-	-	-	-	18	158	-	132	11	142	-	-	285	443
39	Lafayette MultiPurpose Community Center	23	279	-	1	-	474	-	119	1,847	-	206	11	684	-	47	948	2,795
40	Lake Street Park	-	16	-	-	-	146	-	45	372	-	142	-	106	-	39	287	659
41	Lanark R.C.	47	99	1	55	-	101	9	70	534	170	550	243	655	40	180	1,838	2,372
42	Leland R.C.	-	14	-	12	-	14	-	8	92	-	-	-	11	-	-	11	103
43	Lemon Grove R.C.	73	25	-	-	-	128	67	16	873	174	76	-	140	114	-	504	1,377
44	Lincoln Heights R.C.	1	100	1	49	-	225	-	149	606	-	73	-	127	-	251	451	1,057
45	Lincoln Heights Youth Center	-	-	-	-	104	45	-	-	1,744	-	-	-	-	-	-	-	1,744
46	Lincoln Park R.C.	26	15	121	3	-	26	27	2	749	104	153	-	95	47	-	399	1,148
47	Loren Miller R.C.	9	78	-	24	-	162	2	21	581	-	28	1	474	-	43	546	1,127
48	Macarthur Park R.C.	-	92	30	10	-	291	-	-	701	-	5	-	776	-	-	781	1,482
49	Martin Luther King, Jr. R.C.	8	31	-	-	-	28	-	-	180	-	76	-	54	-	-	130	310
50	Michelle and Barack Obama Sports Complex	-	196	-	38	-	259	32	46	881	177	537	67	38	95	41	955	1,836
51	Mount Carmel R.C.	-	108	-	160	-	218	-	37	889	-	125	-	406	1	268	800	1,689
52	Normandale R.C.	-	69	-	-	-	24	-	30	211	-	196	-	212	-	80	488	699
53	Normandie R.C.	106	129	-	1	-	178	10	148	597	506	201	16	134	92	199	1,148	1,745
54	North Hills Community Park	-	-	-	-	-	-	-	-	-	-	-	-	-	-	-	-	-
55	North Hollywood R.C.	127	370	-	-	-	44	7	398	1,209	42	436	-	297	2	278	1,055	2,264
56	North Weddington R.C.	-	57	-	1	-	-	-	21	79	-	506	-	-	-	1	507	586
57	Panorama City R.C.	-	26	-	-	-	-	-	118	223	105	322	-	278	-	116	821	1,044
58	Pecan R.C.	193	367	42	104	-	293	21	226	2,176	173	365	95	470	15	214	1,332	3,508
59	Poinsettia R.C.	1	71	-	1	-	16	-	47	318	75	113	6	46	5	174	419	737
60	Queen Anne R.C.	37	9	-	7	-	33	16	-	176	469	708	-	103	43	128	1,451	1,627
61	Ramon Garcia R.C.	294	134	-	10	-	589	49	372	2,226	291	554	103	565	141	265	1,919	4,145
62	Reseda R.C.	52	52	-	17	9	166	27	1	548	238	46	-	238	62	179	763	1,311
63	Rio de Los Angeles State Park	121	109	-	25	-	676	32	42	2,211	227	45	57	305	289	-	923	3,134
64	Ritchie Valens R.C.	56	125	-	25	-	80	19	224	793	281	626	-	674	285	212	2,078	2,871
65	Rose Hill R.C.	972	687	97	117	-	466	130	-	2,944	181	128	-	579	130	-	1,018	3,962
66	Rosecrans R.C.	47	92	-	2	-	4	17	50	400	183	391	99	101	63	67	904	1,304
67	Ross Snyder R.C.	171	464	-	118	-	458	26	134	2,046	134	441	99	880	56	132	1,742	3,788
68	Seoul International Park	-	85	-	-	-	-	21	79	332	183	507	12	967	29	364	2,062	2,394
69	Sepulveda R.C.	20	94	-	27	-	63	11	78	401	125	229	-	358	23	110	845	1,246
70	Shatto R.C.	13	370	166	32	-	203	24	125	1,984	111	642	12	375	38	239	1,417	3,401
71	Slauson R.C.	-	1	-	-	-	-	41	4	97	55	76	21	405	56	159	772	869
72	South Park R.C.	22	-	-	10	-	36	-	2	299	55	156	65	164	20	78	538	837

PROJECT PLAN  
YOUTH SPORT PARTNERSHIP



Attachment 4: Rec Centers Activity

DOCUMENT NO.:

FISCAL YEAR:

	RECREATION CENTERS - Pre Qualified									LEAGUES							Grand Total	
	CLINICS								Total Classes	Baseball	Basketball	Flag Football	Soccer/Futsal	Softball	Volleyball	Total Leagues		
	Baseball	Basketball	Field Hockey	Flag Football	Roller Hockey	Soccer/Futsal	Softball	Volleyball										
73	South Seas House	-	49	-	-	-	86	2	-	335	-	-	-	-	-	-	-	335
74	St. Andrews R.C.	20	42	-	-	-	-	20	3	273	88	188	38	-	20	1	335	608
75	State Street R.C.	-	94	-	1	-	399	2	110	1,226	125	258	51	438	21	71	964	2,190
76	Stonehurst R.C.	-	223	-	27	-	46	-	17	509	10	690	50	19	5	42	816	1,325
77	Sun Valley R.C.	-	59	-	-	-	231	42	41	1,350	80	-	30	1,242	49	71	1,472	2,822
78	Sunland R.C.	56	35	-	-	-	163	-	77	1,062	-	112	176	-	-	26	314	1,376
79	Sylmar Park R.C.	-	180	-	-	-	253	-	137	715	415	468	-	1,782	355	349	3,369	4,084
80	Toberman R.C.	-	159	21	2	-	113	-	44	372	78	280	19	279	15	114	785	1,157
81	Trinity R.C.	13	117	-	-	-	630	-	503	2,360	-	97	-	462	-	287	846	3,206
82	Valley Plaza	13	81	-	-	-	2	21	97	1,256	109	521	190	365	92	157	1,434	2,690
83	Van Ness R.C.	19	66	-	4	-	10	25	29	246	164	310	118	32	130	38	792	1,038
84	Van Nuys R.C.	10	31	-	-	-	66	-	51	447	-	60	-	1,631	-	63	1,754	2,201
85	Victory-Vineland R.C.	-	154	-	48	-	133	-	55	505	-	1,170	31	-	-	207	1,408	1,913
86	Vineyard R.C.	-	96	-	-	-	60	-	3	415	-	114	-	-	-	3	117	532
87	Wabash R.C.	-	152	-	71	-	93	48	39	824	79	407	73	375	73	29	1,036	1,860
88	Wilmington R.C.	1	73	-	43	-	-	8	28	254	130	285	17	84	16	35	567	821
89	Winnetka R.C.	-	44	-	3	-	411	-	133	812	56	490	80	-	27	456	1,109	1,921
90	Yucca Park Community Center	-	68	-	14	-	101	-	-	1,209	38	42	-	45	-	-	125	1,334
	<b>Grand Total</b>	4,714	11,140	545	1,830	113	15,985	1,489	6,928	77,474	10,468	26,091	3,007	35,393	3,899	10,843	89,701	167,175

**Attachment 5**

<b>Pickleball : List of Sites</b>				
	<b>Facility</b>	<b>Address</b>	<b>Region</b>	<b>CD</b>
1	Montecito Heights R.C.	4545 Homer Street, Los Angeles, CA 90031	Metro	1
2	Encino R.C.	1331 Eubank, Wilmington, CA 90744	Valley	4
3	Tarzana R.C.	5655 Vanalden Avenue, Tarzana, CA 90356	Valley	3
4	Ritchie Valens R.C.	10736 Laurel Canyon Blvd, Pacomia, CA 91331	Valley	7
5	Westchester R.C.	7000 W. Machester Avenue, Los Angeles, CA 90045	West	5

**Attachment 6**

<b>Cricket : List of Sites</b>				
	<b>Facility</b>	<b>Address</b>	<b>Region</b>	<b>CD</b>
1	Balboa Sports Complex	17015 Burbank Blvd. Encino, CA 91316	Valley	6
2	Woodley Park	6350 Woodley Avenue, Van Nuys, CA 91436	Valley	6

Basketball Development : List of Sites			
Facility	Address	Region	CD
1 El Sereno Recreation Center	4721 Klamath St., Los Angeles, CA 90032	Metro	14
2 Van Ness Recreation Center	5720 2nd Ave., Los Angeles, CA 90043	Pacific	8



## LA CITY UNITED - BASKETBALL PROGRAM

### Program Structure

### Details

Potential Locations	<ul style="list-style-type: none"> <li>El Sereno Recreation Center</li> <li>Van Ness Recreation Center</li> </ul>
Participant Breakdown	<ul style="list-style-type: none"> <li>200 participants per site (400 total)</li> <li>20 teams per site (40 teams total)</li> <li>Boys &amp; Girls: 10U, 12U, 14U, 15U, 16U</li> </ul>
Coaching Structure	<ul style="list-style-type: none"> <li>20 coaches per site (40 coaches total)</li> <li>2 coaches per team</li> </ul>

### Budget Breakdown

Expense Category	Calculation	Total Cost
Staffing	40 coaches x 300 hours x \$27/hour	\$324,000
Tournament Fees	10 tournaments x \$300 x 20 teams	\$60,000
Uniforms	\$120 x 400 participants	\$48,000
Miscellaneous	Banquets, coach training, referees, scorekeepers	\$48,000
Equipment	Basketballs, shooting machines	\$20,000
<b>Total Program Budget</b>		<b>\$500,000</b>

### Potential Tournament Schedule

Tournament	Dates	Location	Cost Range	Host
Summer Sensational	6/21-6/22	San Diego	\$225-\$300	San Diego Sol
Crossover Classic	6/28-6/29	Garden Grove	\$250-\$275	Focus Basketball
Chasing Sunsets	7/12-7/13	Torrance	\$275-\$300	94 to Score
Bring the Heat	8/2-8/3	Ladera Ranch	\$200-\$225	Strictly Hoops
Beyond the Arc	8/9-8/10	Torrance	\$275	94 to Score
Back to School Tipoff	9/27-9/28	Garden Grove	\$250	Focus Basketball
Fall Invitational	10/4-10/5	Garden Grove	\$250	Focus Basketball
Fall Classic	11/1-11/2	Garden Grove	\$250	Focus Basketball
Give Thanks	11/15-11/16	Garden Grove	\$250	Focus Basketball
Holiday Classic	12/13-12/14	Garden Grove	\$250	Focus Basketball

Attachment 8

### Marathon Training

DIRECT COST				
Category	Estimated # Participants (per Quarter)	Unit Cost	TOTAL COSTS (Annual)	Unit Cost
Medal	3800	\$6.57	\$24,966	\$6.57
Setup Fee (one-time)			\$150	\$0.04
Finisher item: Beanies	3800	\$5.97	\$22,686	\$5.97
<b>TOTAL</b>			<b>\$47,802</b>	<b>\$12.58</b>

Attachment 9				
RAP Virtual Marathon Registration : List of Sites				
	Facility	Address	Region	CD
1	109th Street R.C.	1464 E. 109th Street, Los Angeles, CA 90059	Pacific	15
2	Algin Sutton R.C.	8800 S. Hoover Street, Los Angeles, CA 90044	Pacific	8
3	Alpine R.C.	817 Yale Street, Los Angeles, CA 90012	Metro	1
4	Andres and Maria Cardenas R.C.	14740 Blythe Street, Panorama City, CA 91402	Valley	6
5	Baldwin Hills R.C.	5401 Highlight Place, Los Angeles, CA 90016	Pacific	10
6	Banning R.C.	1331 Eubank Avenue, Wilmington, CA 90744	Pacific	15
7	Bellevue R.C.	826 Lucile Avenue, Los Angeles, CA 90026	Metro	13
8	Boyle Heights Sports Center	933 South Mott Street, Los Angeles, CA 90023	Metro	14
9	Central R.C.	1357 East 22nd Street, Los Angeles, CA 90011	Pacific	9
10	Chevy Chase R.C.	4165 Chevy Chase Drive, Los Angeles, CA 90039	Metro	13
11	Costello R.C.	3141 E. Olympic Blvd., Los Angeles, CA 90023	Metro	14
12	Cypress Park R.C.	2630 Pepper Avenue, Los Angeles, CA 90065	Metro	1
13	David M. Gonzales/Pacoima R.C.	10943 Herrick Avenue, Pacoima, CA 91331	Valley	7
14	Delano R.C.	15100 Erwin Street, Van Nuys, CA 91411	Valley	6
15	Denker R.C.	1550 West 35th Place, Los Angeles, CA 90018	Pacific	8
16	Downey R.C.	1772 North Spring Street, Los Angeles, CA 90031	Metro	1
17	E. Wilmington Greenbelt Community Center	918 North Sanford Avenue, Wilmington, CA 90744	Pacific	15
18	Echo Park R.C.	1632 Bellevue Avenue, Los Angeles, CA 90026	Metro	13
19	El Sereno R.C.	4721 Klamath Street, Los Angeles, CA 90032	Metro	14
20	Evergreen R.C.	2844 E. 2nd Street, Los Angeles, CA 90033	Metro	14
21	Expo Center/Roy Anderson R.C.	3980 South Bill Robertson Lane, Los Angeles, CA 90037	Expo	9
22	Fernangeles R.C.	8851 Laurel Canyon Blvd., Sun Valley, CA 91352	Valley	6
23	Fred Roberts R.C.	4700 S. Honduras Street, Los Angeles, CA 90011	Pacific	9
24	Gilbert Lindsay R.C.	429 E. 42nd Place, Los Angeles, CA 90011	Pacific	9
25	Glassell Park R.C.	3650 Verdugo Road, Los Angeles, CA 90065	Metro	1
26	Green Meadows R.C.	431 E. 89th Street, Los Angeles, CA 90003	Pacific	9
27	Harbor City R.C.	24901 Frampton Avenue, Harbor City, CA 90710	Pacific	15
28	Hazard Park R.C.	2230 Norfolk Street, Los Angeles, CA 90033	Metro	14
29	Highland Park R.C.	6150 N. Piedmont Avenue, Los Angeles, CA 90042	Metro	1
30	Hollenbeck Park R.C.	415 S. St. Louis Street, Los Angeles, CA 90033	Metro	14
31	Hollywood R.C.	1122 Cole Avenue, Los Angeles, CA 90038	Metro	13
32	Hoover R.C.	1010 W. 25th Street, Los Angeles, CA 90007	Metro	1
33	Hubert Humphrey R.C.	12560 Filmore Street, Pacoima, CA 91331	Valley	7
34	Jackie Tatum Harvard R.C.	1535 W. 62nd Street, Los Angeles, CA 90047	Pacific	8
35	Jim Gilliam R.C.	4000 S. La Brea Avenue, Los Angeles, CA 90008	Pacific	10
36	Lafayette MultiPurpose Community Center	625 South Lafayette Park Place, Los Angeles, CA 90057	Metro	10
37	Lake Street Park	227 North Lake Street, Los Angeles, CA 90026	Metro	13
38	Lanark R.C.	21816 Lanark Street, Canoga Park, CA 91305	Valley	3
39	Lemon Grove R.C.	4959 Lemon Grove Avenue, Los Angeles, CA 90029	Metro	13
40	Lincoln Heights R.C.	2303 Workman Street, Los Angeles, CA 90033	Metro	1
41	Lincoln Heights Youth Center	2911 Altura Street, Los Angeles, CA 90031	Metro	1
42	Lincoln Park R.C.	3501 Valley Blvd., Los Angeles, CA 90031	Metro	1
43	Loren Miller R.C.	2717 Halldale Avenue, Los Angeles, CA 90018	Pacific	8
44	Macarthur Park R.C.	2230 W. 6th Street, Los Angeles, CA 90057	Metro	1
45	Martin Luther King, Jr. R.C.	3916 S. Western Avenue, Los Angeles, CA 90062	Pacific	8
46	Michelle and Barack Obama Sports Complex	5001 Rodeo Road, Los Angeles, CA 90016	Pacific	10
47	Mount Carmel R.C.	830 West 70th Street, Los Angeles, CA 90044	Pacific	8
48	Normandale R.C.	22400 S. Halldale Avenue, Los Angeles, CA 90501	Pacific	15
49	Normandie R.C.	1550 S. Normandie Avenue, Los Angeles, CA 90006	Metro	1
50	North Hills Community Park	8756 N. Parthenia Place, North Hills, CA 91343	Valley	6
51	North Hollywood R.C.	11430 Chandler Blvd, North Hollywood, CA 91601	Valley	2
52	Pecan R.C.	127 South Pecan Street, Los Angeles, CA 90033	Metro	14
53	Queen Anne R.C.	1240 West Blvd., Los Angeles, CA 90019	Metro	10
54	Ramon Garcia R.C.	1016 S. Fresno Street, Los Angeles, CA 90023	Metro	14
55	Reseda R.C.	18411 Victory Blvd., Reseda, CA 91335	Valley	3
56	Rio de Los Angeles State Park	1900 N. San Fernando Road, Los Angeles, CA 90065	Metro	1
57	Ritchie Valens R.C.	10736 Laurel Canyon Blvd., Pacoima, CA 91331	Valley	7
58	Rose Hill R.C.	4530 Mercury Avenue, Los Angeles, CA 90032	Metro	14
59	Rosecrans R.C.	840 W. 149th Street, Gardena, CA 90247	Pacific	15
60	Ross Snyder R.C.	1501 East 41st Street, Los Angeles, CA 90011	Pacific	9
61	Seoul International Park	3250 San Marino Street, Los Angeles, CA 90006	Pacific	10
62	Sepulveda R.C.	8825 Kester Avenue, Panorama City 91405	Valley	6
63	Shatto R.C.	3191 West 4th Street, Los Angeles, CA 90020	Metro	13
64	Slauson R.C.	5306 S. Compton Avenue, Los Angeles, CA 90011	Pacific	9
65	South Park R.C.	345 East 51st Street, Los Angeles, CA 90011	Pacific	9
66	South Seas House	2301 West 24th Street, Los Angeles CA 90018	Metro	10
67	St. Andrews R.C.	8701 Saint Andrews Place, Los Angeles, CA 90047	Pacific	8
68	State Street R.C.	716 North State Street, Los Angeles, CA 90033	Metro	14
69	Stonehurst R.C.	9901 Dronfield Street, Sun Valley, CA 91352	Valley	7
70	Sun Valley R.C.	8133 Vineland Avenue, Sun Valley, CA 91352	Valley	6
71	Sylmar Park R.C.	13109 Borden Avenue, Los Angeles, CA 91342	Valley	7
72	Toberman R.C.	1725 Toberman Street, Los Angeles, CA 90015	Metro	1
73	Trinity R.C.	2415 Trinity Street, Los Angeles, CA 90011	Pacific	9
74	Valley Plaza	12240 Archwood Street, North Hollywood, CA 91606	Valley	2
75	Van Ness R.C.	5720 2nd Avenue, Los Angeles, CA 90043	Pacific	8
76	Van Nuys R.C.	14301 Vanowen Street, Van Nuys, CA 91405	Valley	6
77	Victory-Vineland R.C.	11117 Victory Blvd., North Hollywood, CA 91606	Valley	2
78	Vineyard R.C.	2942 Vineyard Avenue, Los Angeles, CA 90016	Pacific	10
79	Wabash R.C.	2765 Wabash Avenue, Los Angeles, CA 90033	Metro	14
80	Wilmington R.C.	325 N. Neptune Avenue, Wilmington, CA 90744	Pacific	15
81	Yucca Park Community Center	6671 Yucca Street, Los Angeles, CA 90028	Metro	13

Attachment 10

**RAP Marathon Training : List of Sites**

	<b>Facility</b>	<b>Address</b>	<b>Region</b>	<b>CD</b>
1	109th St R.C.	1464 East 109th Street, Los Angeles, CA 90059	Pacific	15
2	David M. Gonzalez R.C.	10943 Herrick Avenue, Pacoima, CA 91331	Valley	7
3	Downey R.C.	1772 N Spring Street, Los Angeles, CA 90031	Metro	1
4	El Sereno R.C.	4721 Klamath Street, Los Angeles, CA 90032	Metro	14
5	Evergreen R.C.	2844 E 2nd Street, Los Angeles, CA 90033	Metro	14
6	Glassell Park R.C.	3650 Verdugo Road, Los Angeles, CA 90065	Metro	1
7	Green Meadows R.C.	431 E. 89th Street, Los Angeles, CA 91331	Pacific	9
8	Jackie Tatum Harvard R.C.	1535 W 62nd Street, Los Angeles, CA 90047	Pacific	8
9	Lanark R.C.	21816 Lanark Street, Canoga Park, CA 91304	Valley	3
10	Michelle and Barack Obama Sports Complex	5001 Rodeo Road, Los Angeles, CA 90016	Pacific	10
11	Penmar R.C.	1341 Lake Street, Venice, CA 90291	Valley	11
12	Queen Anne R.C.	1240 West Blvd., Los Angeles, CA 90019	Metro	10
13	Ramon Garcia R.C.	1016 S. Fresno Street, Los Angeles, CA 91331	Metro	14
14	Saint Andrews R.C.	8701 St Andrews Place, Los Angeles, CA 90047	Pacific	8
15	Sun Valley R.C.	8133 Vineland Avenue, Sun Valley, CA 91352	Valley	6
16	Sunland R.C.	8651 Foothill Blvd., Sunland, CA 91040	Valley	7
17	Sylmar R.C.	13109 Borden Avenue, Sylmar, CA 91342	Valley	7
18	Van Ness R.C.	5720 2nd Avenue, Los Angeles, CA 90043	Pacific	8
19	Van Nuys R.C.	14301 Vanowen Avenue, Van Nuys, CA 91405	Valley	6
20	Wilmington R.C.	325 N Neptune Avenue, Wilmington, CA 90744	Pacific	15



**Equestrian**

<b>DIRECT COST</b>							
<b>ACTIVITIES</b>	<b>NO. OF PARTICIPANTS (5 per Site per Quarter X 9 Sites)</b>	<b>COST PER SITE PER WEEK</b>	<b>Duration</b>	<b># of Sites</b>	<b>TOTAL INSTRUCTOR COSTS (per Quarter)</b>	<b>TOTAL COSTS (per Year)</b>	<b>COST PER PARTICIPANT</b>
Cost per lesson	45	\$375	8 weeks	9	\$27,000	\$108,000	\$600.00
Asst. Instructor -Transportation ( 3 Hours per class X \$19)	45	\$57	8 Weeks	9	\$4,104	\$16,416	\$91.20
Post Event						\$20,000	\$111.11
<b>Total</b>	<b>45</b>				<b>\$31,104</b>	<b>\$144,416</b>	<b>\$802.31</b>

Attachment 12

Equestrian : List of Sites					
	Facility	Address	Region	Transport to:	CD
1	109th Street R.C.	1464 E. 109th Street, Los Angeles, CA 90059	Pacific	Compton Jr. Equestrian	15
2	David M. Gonzalez R.C.	10943 Herrick Avenue, Pacoima, CA 91331	Valley	Hansen Dam Horse Park	7
3	Hubert H. Humphrey R.C.	12560 Filmore Street, Pacoima, CA 91331	Valley	Hansen Dam Horse Park	7
4	Lincoln Heights R.C.	2303 Workman Avenue, Los Angeles, CA 9003	Metro	LA Equestrian Center	1
5	Loren Miller R.C.	2717 Halldale Avenue, Los Angeles, CA 90018	Pacific	Compton Jr. Equestrian	8
6	Rosecrans R.C.	840 W. 149th Street, Gardena, CA 90247	Pacific	Compton Jr. Equestrian	15
7	Sepulveda R.C.	8825 Kester Avenue, Panorama City, CA 91402	Valley	Hansen Dam Horse Park	6
8	Shatto R.C.	3191 W. 4th Street, Los Angeles, CA 90020	Metro	LA Equestrian Center	13
9	State Street R.C.	716 N. State Street, Los Angeles, CA 90033	Metro	LA Equestrian Center	14

**PROJECT PLAN  
YOUTH SPORT PARTNERSHIP**



**Attachment 13: Detail Aquatics**

**DOCUMENT NO.:** LA28-006 Rev  
**FISCAL YEAR:** 2025/2026

		Summer 2018 (6/1/18 - 8/31/18)				Fall 2018 (9/1/18 - 12/31/18)				
		Actual Enrollment (Baseline) Totals				Actual Enrollment (Baseline) Totals				
AQUATICS - Pre-qualified		Actual Enrollment (Baseline) - Swim Lessons	Actual Enrollment (Baseline) Swim Team	Actual Enrollment (Baseline) Dive, Synchro, Water Polo Teams	Actual (Baseline) Total Enrollment	Actual Enrollment (Baseline) - Swim Lessons	Actual Enrollment (Baseline) Swim Team	Actual Enrollment (Baseline) Dive, Synchro, Water Polo Teams	Actual (Baseline) Total Enrollment	
Facility	Address									
1	109th Pool	1500 E. 109th St., Los Angeles, CA 90059	377	2	1	380			0	
2	Algin Sutton Pool	8800 S. Hoover St., Los Angeles, CA	0			0			0	
3	Banning Pool	1450 N. Avalon Blvd., Wilmington, CA	605	38	65	708	75	37	14	126
4	Celes King III Pool	5001 Rodeo Rd, Los Angeles, CA 90016	707			707	29			29
5	Central Pool	1357 East 22nd St., Los Angeles, CA	724	7	3	734				0
6	Costello Pool	3121 E. Olympic Blvd., Los Angeles, CA	597			597				0
7	Downey Pool	1775 N. Spring St., Los Angeles, CA	723			723				0
8	Echo Deep Pool	1419 Colton St., Los Angeles, CA 90026	1079	58	70	1,207	221	36	4	261
9	EG Roberts Pool	4526 W. Pico Blvd., Los Angeles, CA	1263	137	119	1,519	182			182
10	Fernangeles Pool	8851 Laurel Canyon Blvd, Sun Valley, CA	925			925				0
11	Fremont Pool	7630 Towne Ave., Los Angeles, CA 90003	640	35	28	703	205		3	208
12	Glassell Pool	3650 Verdugo Rd., Los Angeles, CA	563	49	44	656	62	33		95
13	Granada Hills Pool	16730 Chatsworth St., Granada Hills, CA	733			733				0
14	Green Meadows Pool	431 E. 89th St., Los Angeles, CA 90003	410			410				0
15	Harbor Pool	1221 N. Figueroa Pl., Wilmington, CA	822			822				0
16	Hey Rookie Pool	3601 S. Gaffey St., San Pedro, CA 90731	653	32	23	708	61	29		90
17	Highland Pool	6150 N. Piedmont Avenue, Los Angeles,	687			687				0
18	Hollywood Pool	1122 Cole Ave., Los Angeles, CA 90038	812			812				0
19	Hubert Humphrey Pool	12560 Filmore St., Pacoima, CA 91331	767	69	50	886	120	56		176
20	Jackie Tatum/Harvard Pool	6120 Denker St., Los Angeles, CA 90047	731			731				0
21	John C. Argue Swim Stadium	3980 Bill Robertson Lane, Los Angeles,	2122	111	69	2,302	311	75	27	413
22	Lanark Pool	21817 Strathern St., Canoga Park, CA	826			826				0
23	Lincoln Pool	3501 Valley Blvd, Los Angeles, CA 90031	0			0				0
24	North Hollywood Pool	5301 Tujunga Ave., North Hollywood, CA	590			590				0
25	Pecan Pool	120 S. Gless St., Los Angeles, CA 90033	331			331				0
26	Reseda Pool	18411 Victory Blvd, Reseda, CA 91335	962			962				0
27	Richard Alatorre Pool	4721 Klamath St., Los Angeles, CA 90032	928	88	64	1,080	82	43	8	133
28	Ritchie Valens Pool	10731 Laurel Canyon Blvd., Pacoima, CA	838			838				0
29	Roosevelt Pool	456 S. Mathews St., Los Angeles, CA	602	17	15	634	33	11		44
30	Ross Snyder Pool	1501 East 41st St., Los Angeles, CA	637			637				0
31	Sepulveda Pool	8737 Kester Ave., Panorama City, CA	1024			1,024				0
32	South Park Pool	345 East 51st St., Los Angeles, CA 90011	414			414				0
33	Sun Valley Pool	8123 Vineland Ave., Sun Valley, CA	813			813				0
34	Sylmar Pool	13109 Borden Ave, Los Angeles, CA	926			926				0
35	Valley Plaza Pool	6715 Laurelgrove Ave., North	802			802				0
36	Van Ness Pool	5720 2nd Avenue, Los Angeles, CA 90043	0			0				0
37	Verdugo Hills Pool	10654 Irma Ave., Tujunga, CA 91042	381			381				0
<b>Subtotal Aquatics - Pre-qualified</b>			<b>26014</b>	<b>643</b>	<b>551</b>	<b>27,208</b>	<b>1381</b>	<b>320</b>	<b>56</b>	<b>1,757</b>

**PROJECT PLAN  
YOUTH SPORT PARTNERSHIP**



**Attachment 13: Detail Aquatics**

**DOCUMENT NO.:** LA28-006 Rev  
**FISCAL YEAR:** 2025/2026

		<b>FY 2018/2019: BASELINE</b>							
		<b>Winter 2019 (1/1/19 - 3/31/19)</b>				<b>Spring 2019 (4/1/19 - 5/31/19)</b>			
		<b>Actual Enrollment (Baseline) Totals</b>							
<b>AQUATICS - Pre-qualified</b>									
<b>Facility</b>	<b>Address</b>	<b>Actual Enrollment (Baseline) - Swim Lessons</b>	<b>Actual Enrollment (Baseline) Swim Team</b>	<b>Actual Enrollment (Baseline) Dive, Synchro, Water Polo Teams</b>	<b>Actual (Baseline) Total Enrollment</b>	<b>Actual Enrollment (Baseline) - Swim Lessons</b>	<b>Actual Enrollment (Baseline) Swim Team</b>	<b>Actual Enrollment (Baseline) Dive, Synchro, Water Polo Teams</b>	<b>Actual (Baseline) Total Enrollment</b>
1	109th Pool	1500 E. 109th St., Los Angeles, CA 90059				0			0
2	Algin Sutton Pool	8800 S. Hoover St., Los Angeles, CA				0			0
3	Banning Pool	1450 N. Avalon Blvd., Wilmington, CA	22		37	59		17	17
4	Celes King III Pool	5001 Rodeo Rd, Los Angeles, CA 90016	96		43	139		74	74
5	Central Pool	1357 East 22nd St., Los Angeles, CA				0			0
6	Costello Pool	3121 E. Olympic Blvd., Los Angeles, CA				0			0
7	Downey Pool	1775 N. Spring St., Los Angeles, CA				0			0
8	Echo Deep Pool	1419 Colton St., Los Angeles, CA 90026	111		39	150		123	123
9	EG Roberts Pool	4526 W. Pico Blvd., Los Angeles, CA	200		39	239		145	145
10	Fernangeles Pool	8851 Laurel Canyon Blvd, Sun Valley, CA				0			0
11	Fremont Pool	7630 Towne Ave., Los Angeles, CA 90003	65		8	73		85	85
12	Glassell Pool	3650 Verdugo Rd., Los Angeles, CA	13		12	25		39	39
13	Granada Hills Pool	16730 Chatsworth St., Granada Hills, CA				0			0
14	Green Meadows Pool	431 E. 89th St., Los Angeles, CA 90003				0			0
15	Harbor Pool	1221 N. Figueroa Pl., Wilmington, CA				0			0
16	Hey Rookie Pool	3601 S. Gaffey St., San Pedro, CA 90731	24		40	64		25	25
17	Highland Pool	6150 N. Piedmont Avenue, Los Angeles,				0			0
18	Hollywood Pool	1122 Cole Ave., Los Angeles, CA 90038				0			0
19	Hubert Humphrey Pool	12560 Filmore St., Pacoima, CA 91331	6		20	26		71	71
20	Jackie Tatum/Harvard Pool	6120 Denker St., Los Angeles, CA 90047				0			0
21	John C. Argue Swim Stadium	3980 Bill Robertson Lane, Los Angeles,	167	49	30	246		144	144
22	Lanark Pool	21817 Strathern St., Canoga Park, CA				0			0
23	Lincoln Pool	3501 Valley Blvd, Los Angeles, CA 90031				0			0
24	North Hollywood Pool	5301 Tujunga Ave., North Hollywood, CA				0			0
25	Pecan Pool	120 S. Gless St., Los Angeles, CA 90033				0			0
26	Reseda Pool	18411 Victory Blvd, Reseda, CA 91335				0			0
27	Richard Alatorre Pool	4721 Klamath St., Los Angeles, CA 90032	55		28	83		102	102
28	Ritchie Valens Pool	10731 Laurel Canyon Blvd., Pacoima, CA				0			0
29	Roosevelt Pool	456 S. Mathews St., Los Angeles, CA	7		6	13		10	10
30	Ross Snyder Pool	1501 East 41st St., Los Angeles, CA				0			0
31	Sepulveda Pool	8737 Kester Ave., Panorama City, CA				0			0
32	South Park Pool	345 East 51st St., Los Angeles, CA 90011				0			0
33	Sun Valley Pool	8123 Vineland Ave., Sun Valley, CA				0			0
34	Sylmar Pool	13109 Borden Ave, Los Angeles, CA				0			0
35	Valley Plaza Pool	6715 Laurelgrove Ave., North				0			0
36	Van Ness Pool	5720 2nd Avenue, Los Angeles, CA 90043				0			0
37	Verdugo Hills Pool	10654 Irma Ave., Tujunga, CA 91042				0			0
<b>Subtotal Aquatics - Pre-qualified</b>		<b>766</b>	<b>49</b>	<b>302</b>	<b>1,117</b>	<b>835</b>	<b>0</b>	<b>0</b>	<b>835</b>

**PROJECT PLAN  
YOUTH SPORT PARTNERSHIP**



**Attachment 13: Detail Aquatics**

**DOCUMENT NO.:** LA28-006 Rev  
**FISCAL YEAR:** 2025/2026

AQUATICS - Pre-qualified		FY 2018/2019 (6/1/18 - 5/31/19) Actual Enrollment (Baseline) Totals				Summer 2025 (6/1/25 - 8/31/25) Estimated Enrollment Totals				
		Actual Enrollment (Baseline) - Swim Lessons	Actual Enrollment (Baseline) Swim Team	Actual Enrollment (Baseline) Dive, Synchro, Water Polo Teams	Actual (Baseline) Total Enrollment	Estimated Total Enrollment	Estimated Enrollment -Swim Lessons	Estimated Enrollment - Swim Team	Estimated Enrollment - Dive, Synchro, Water Polo Teams	
1	109th Pool	1500 E. 109th St., Los Angeles, CA 90059	377	2	1	380	219	182	15	22
2	Algin Sutton Pool	8800 S. Hoover St., Los Angeles, CA	0	0	0	0	327	326		1
3	Banning Pool	1450 N. Avalon Blvd., Wilmington, CA	719	75	116	910	454	370	44	40
4	Celes King III Pool	5001 Rodeo Rd, Los Angeles, CA 90016	906	0	43	949	1,018	764	130	124
5	Central Pool	1357 East 22nd St., Los Angeles, CA	724	7	3	734	325	320	5	0
6	Costello Pool	3121 E. Olympic Blvd., Los Angeles, CA	597	0	0	597	0	0	0	0
7	Downey Pool	1775 N. Spring St., Los Angeles, CA	723	0	0	723	105	105		0
8	Echo Deep Pool	1419 Colton St., Los Angeles, CA 90026	1534	94	113	1,741	774	658	53	63
9	EG Roberts Pool	4526 W. Pico Blvd., Los Angeles, CA	1790	137	158	2,085	553	491	13	49
10	Fernangeles Pool	8851 Laurel Canyon Blvd, Sun Valley, CA	925	0	0	925	520	508	12	0
11	Fremont Pool	7630 Towne Ave., Los Angeles, CA 90003	995	35	39	1,069	0	0	0	0
12	Glassell Pool	3650 Verdugo Rd., Los Angeles, CA	677	82	56	815	650	614		36
13	Granada Hills Pool	16730 Chatsworth St., Granada Hills, CA	733	0	0	733	0	0	0	0
14	Green Meadows Pool	431 E. 89th St., Los Angeles, CA 90003	410	0	0	410	174	166	8	0
15	Harbor Pool	1221 N. Figueroa Pl., Wilmington, CA	822	0	0	822	466	455	10	1
16	Hey Rookie Pool	3601 S. Gaffey St., San Pedro, CA 90731	763	61	63	887	406	342	27	37
17	Highland Pool	6150 N. Piedmont Avenue, Los Angeles, CA	687	0	0	687	347	328	19	0
18	Hollywood Pool	1122 Cole Ave., Los Angeles, CA 90038	812	0	0	812	518	437	51	30
19	Hubert Humphrey Pool	12560 Filmore St., Pacoima, CA 91331	964	125	70	1,159	678	623	38	17
20	Jackie Tatum/Harvard Pool	6120 Denker St., Los Angeles, CA 90047	731	0	0	731	120	114	6	0
21	John C. Argue Swim Stadium	3980 Bill Robertson Lane, Los Angeles, CA	2744	235	126	3,105	1,393	1,268	79	46
22	Lanark Pool	21817 Strathern St., Canoga Park, CA	826	0	0	826	393	340	23	30
23	Lincoln Pool	3501 Valley Blvd, Los Angeles, CA 90031	0	0	0	0	346	339		7
24	North Hollywood Pool	5301 Tujunga Ave., North Hollywood, CA	590	0	0	590	350	337	13	0
25	Pecan Pool	120 S. Gless St., Los Angeles, CA 90033	331	0	0	331	216	204	12	0
26	Reseda Pool	18411 Victory Blvd, Reseda, CA 91335	962	0	0	962	486	449	18	19
27	Richard Alatorre Pool	4721 Klamath St., Los Angeles, CA 90032	1167	131	100	1,398	868	766	49	53
28	Ritchie Valens Pool	10731 Laurel Canyon Blvd., Pacoima, CA	838	0	0	838	490	466	17	7
29	Roosevelt Pool	456 S. Mathews St., Los Angeles, CA	652	28	21	701	439	257	136	46
30	Ross Snyder Pool	1501 East 41st St., Los Angeles, CA	637	0	0	637	269	264	5	0
31	Sepulveda Pool	8737 Kester Ave., Panorama City, CA	1024	0	0	1,024	454	431	12	11
32	South Park Pool	345 East 51st St., Los Angeles, CA 90011	414	0	0	414	363	343	20	0
33	Sun Valley Pool	8123 Vineland Ave., Sun Valley, CA	813	0	0	813	439	410	23	6
34	Sylmar Pool	13109 Borden Ave, Los Angeles, CA	926	0	0	926	583	549	20	14
35	Valley Plaza Pool	6715 Laurelgrove Ave., North	802	0	0	802	371	358	8	5
36	Van Ness Pool	5720 2nd Avenue, Los Angeles, CA 90043	0	0	0	0	648	589	35	24
37	Verdugo Hills Pool	10654 Irma Ave., Tujunga, CA 91042	381	0	0	381	0	0	0	0
<b>Subtotal Aquatics - Pre-qualified</b>			<b>28996</b>	<b>1012</b>	<b>909</b>	<b>30,917</b>	<b>15762</b>	<b>14173</b>	<b>901</b>	<b>688</b>

**PROJECT PLAN  
YOUTH SPORT PARTNERSHIP**



**Attachment 13: Detail Aquatics**

DOCUMENT NO.: LA28-006 Rev  
FISCAL YEAR: 2025/2026

						Fall 2025 (9/1/25 - 8/31/25)			
						Enrollment Totals			
AQUATICS - Pre-qualified									
Facility	Address	Estimated \$ Swim Lessons	Estimated \$ Swim Team	Estimated \$ - Dive, Synchro, Water Polo Teams	Estimated Total Swim Lessons + Sports Teams	Estimated Total Enrollment	Estimated Enrollment -Swim Lessons	Estimated Enrollment - Swim Team	Estimated Enrollment - Dive, Synchro, Water Polo Teams
		\$33.33	\$ 247	\$ 247					
1	109th Pool	1500 E. 109th St., Los Angeles, CA 90059	\$ 6,066	\$ 3,705	\$ 5,434	\$ 15,205	0	0	0
2	Algin Sutton Pool	8800 S. Hoover St., Los Angeles, CA	\$ 10,866	\$ -	\$ 247	\$ 11,113	90	76	12
3	Banning Pool	1450 N. Avalon Blvd., Wilmington, CA	\$ 12,332	\$ 10,868	\$ 9,880	\$ 33,080	300	231	46
4	Celes King III Pool	5001 Rodeo Rd, Los Angeles, CA 90016	\$ 25,464	\$ 32,110	\$ 30,628	\$ 88,202	259	179	21
5	Central Pool	1357 East 22nd St., Los Angeles, CA	\$ 10,666	\$ 1,235	\$ -	\$ 11,901	0	0	0
6	Costello Pool	3121 E. Olympic Blvd., Los Angeles, CA	\$ -	\$ -	\$ -	\$ -	0	0	0
7	Downey Pool	1775 N. Spring St., Los Angeles, CA	\$ 3,500	\$ -	\$ -	\$ 3,500	0	0	0
8	Echo Deep Pool	1419 Colton St., Los Angeles, CA 90026	\$ 21,931	\$ 13,091	\$ 15,561	\$ 50,583	347	285	44
9	EG Roberts Pool	4526 W. Pico Blvd., Los Angeles, CA	\$ 16,365	\$ 3,211	\$ 12,103	\$ 31,679	150	110	31
10	Fernangeles Pool	8851 Laurel Canyon Blvd, Sun Valley, CA	\$ 16,932	\$ 2,964	\$ -	\$ 19,896	0	0	0
11	Fremont Pool	7630 Towne Ave., Los Angeles, CA 90003	\$ -	\$ -	\$ -	\$ -	0	0	0
12	Glassell Pool	3650 Verdugo Rd., Los Angeles, CA	\$ 20,465	\$ -	\$ 8,892	\$ 29,357	198	160	38
13	Granada Hills Pool	16730 Chatsworth St., Granada Hills, CA	\$ -	\$ -	\$ -	\$ -	0	0	0
14	Green Meadows Pool	431 E. 89th St., Los Angeles, CA 90003	\$ 5,533	\$ 1,976	\$ -	\$ 7,509	44	44	0
15	Harbor Pool	1221 N. Figueroa Pl., Wilmington, CA	\$ 15,165	\$ 2,470	\$ 247	\$ 17,882	0	0	0
16	Hey Rookie Pool	3601 S. Gaffey St., San Pedro, CA 90731	\$ 11,399	\$ 6,669	\$ 9,139	\$ 27,207	67	46	21
17	Highland Pool	6150 N. Piedmont Avenue, Los Angeles, CA	\$ 10,932	\$ 4,693	\$ -	\$ 15,625	0	0	0
18	Hollywood Pool	1122 Cole Ave., Los Angeles, CA 91038	\$ 14,565	\$ 12,597	\$ 7,410	\$ 34,572	117	99	10
19	Hubert Humphrey Pool	12560 Filmore St., Pacoima, CA 91331	\$ 20,765	\$ 9,386	\$ 4,199	\$ 34,350	5	5	0
20	Jackie Tatum/Harvard Pool	6120 Denker St., Los Angeles, CA 90047	\$ 3,800	\$ 1,482	\$ -	\$ 5,282	0	0	0
21	John C. Argue Swim Stadium	3980 Bill Robertson Lane, Los Angeles, CA	\$ 42,262	\$ 19,513	\$ 11,362	\$ 73,137	471	412	49
22	Lanark Pool	21817 Strathern St., Canoga Park, CA	\$ 11,332	\$ 5,681	\$ 7,410	\$ 24,423	0	0	0
23	Lincoln Pool	3501 Valley Blvd, Los Angeles, CA 90031	\$ 11,299	\$ -	\$ 1,729	\$ 13,028	237	45	39
24	North Hollywood Pool	5301 Tujunga Ave., North Hollywood, CA	\$ 11,232	\$ 3,211	\$ -	\$ 14,443	0	0	0
25	Pecan Pool	120 S. Gless St., Los Angeles, CA 90033	\$ 6,799	\$ 2,964	\$ -	\$ 9,763	0	0	0
26	Reseda Pool	18411 Victory Blvd, Reseda, CA 91335	\$ 14,965	\$ 4,446	\$ 4,693	\$ 24,104	0	0	0
27	Richard Alatorre Pool	4721 Klamath St., Los Angeles, CA 90032	\$ 25,531	\$ 12,103	\$ 13,091	\$ 50,725	179	174	0
28	Ritchie Valens Pool	10731 Laurel Canyon Blvd., Pacoima, CA	\$ 15,532	\$ 4,199	\$ 1,729	\$ 21,460	37	18	19
29	Roosevelt Pool	456 S. Mathews St., Los Angeles, CA	\$ 8,566	\$ 33,592	\$ 11,362	\$ 53,520	67	55	12
30	Ross Snyder Pool	1501 East 41st St., Los Angeles, CA	\$ 8,799	\$ 1,235	\$ -	\$ 10,034	0	0	0
31	Sepulveda Pool	8737 Kester Ave., Panorama City, CA	\$ 14,365	\$ 2,964	\$ 2,717	\$ 20,046	0	0	0
32	South Park Pool	345 East 51st St., Los Angeles, CA 90011	\$ 11,432	\$ 4,940	\$ -	\$ 16,372	0	0	0
33	Sun Valley Pool	8123 Vineland Ave., Sun Valley, CA	\$ 13,665	\$ 5,681	\$ 1,482	\$ 20,828	0	0	0
34	Sylmar Pool	13109 Borden Ave, Los Angeles, CA	\$ 18,298	\$ 4,940	\$ 3,458	\$ 26,696	0	0	0
35	Valley Plaza Pool	6715 Laurelgrove Ave., North	\$ 11,932	\$ 1,976	\$ 1,235	\$ 15,143	0	0	0
36	Van Ness Pool	5720 2nd Avenue, Los Angeles, CA 90043	\$ 19,631	\$ 8,645	\$ 5,928	\$ 34,204	288	229	30
37	Verdugo Hills Pool	10654 Irma Ave., Tujunga, CA 91042	\$ -	\$ -	\$ -	\$ -	0	0	0
<b>Subtotal Aquatics - Pre-qualified</b>			\$ 472,386	\$ 222,547	\$ 169,936	\$ 864,869	2856	2168	372

**PROJECT PLAN  
YOUTH SPORT PARTNERSHIP**



**Attachment 13: Detail Aquatics**

**DOCUMENT NO.:** LA28-006 Rev  
**FISCAL YEAR:** 2025/2026

						<b>FY 2025/2026 PRO</b>			
						<b>Winter 2026 (1/</b>			
						<b>Estimated Enr</b>			
<b>AQUATICS - Pre-qualified</b>									
Facility	Address	Estimated \$ Swim Lessons	Estimated \$ Swim Team	Estimated \$ - Dive, Synchro, Water Polo Teams	Estimated Total Swim Lessons + Sports Teams	Estimated Total Enrollment	Estimated Enrollment -Swim Lessons	Estimated Enrollment - Swim Team	Estimated Enrollment - Dive, Synchro, Water Polo Teams
		<b>\$33.33</b>	<b>\$ 247</b>	<b>\$ 247</b>					
1 109th Pool	1500 E. 109th St., Los Angeles, CA 90059	\$ -	\$ -	\$ -	\$ -	0	0	0	0
2 Algin Sutton Pool	8800 S. Hoover St., Los Angeles, CA	\$ 2,533	\$ 2,964	\$ 494	\$ 5,991	39	29	7	3
3 Banning Pool	1450 N. Avalon Blvd., Wilmington, CA	\$ 7,699	\$ 11,362	\$ 5,681	\$ 24,742	115	38	44	33
4 Celes King III Pool	5001 Rodeo Rd, Los Angeles, CA 90016	\$ 5,966	\$ 5,187	\$ 14,573	\$ 25,726	699	218	104	377
5 Central Pool	1357 East 22nd St., Los Angeles, CA	\$ -	\$ -	\$ -	\$ -	0	0	0	0
6 Costello Pool	3121 E. Olympic Blvd., Los Angeles, CA	\$ -	\$ -	\$ -	\$ -	0	0	0	0
7 Downey Pool	1775 N. Spring St., Los Angeles, CA	\$ -	\$ -	\$ -	\$ -	0	0	0	0
8 Echo Deep Pool	1419 Colton St., Los Angeles, CA 90026	\$ 9,499	\$ 10,868	\$ 4,446	\$ 24,813	452	249	99	104
9 EG Roberts Pool	4526 W. Pico Blvd., Los Angeles, CA	\$ 3,666	\$ 7,657	\$ 2,223	\$ 13,546	86	72	9	5
10 Fernangeles Pool	8851 Laurel Canyon Blvd, Sun Valley, CA	\$ -	\$ -	\$ -	\$ -	0	0	0	0
11 Fremont Pool	7630 Towne Ave., Los Angeles, CA 90003	\$ -	\$ -	\$ -	\$ -	0	0	0	0
12 Glassell Pool	3650 Verdugo Rd., Los Angeles, CA	\$ 5,333	\$ 9,386	\$ -	\$ 14,719	148	89	32	27
13 Granada Hills Pool	16730 Chatsworth St., Granada Hills, CA	\$ -	\$ -	\$ -	\$ -	0	0	0	0
14 Green Meadows Pool	431 E. 89th St., Los Angeles, CA 90003	\$ 1,467	\$ -	\$ -	\$ 1,467	23	23	0	0
15 Harbor Pool	1221 N. Figueroa Pl., Wilmington, CA	\$ -	\$ -	\$ -	\$ -	0	0	0	0
16 Hey Rookie Pool	3601 S. Gaffey St., San Pedro, CA 90731	\$ 1,533	\$ 5,187	\$ -	\$ 6,720	31	5	12	14
17 Highland Pool	6150 N. Piedmont Avenue, Los Angeles,	\$ -	\$ -	\$ -	\$ -	0	0	0	0
18 Hollywood Pool	1122 Cole Ave., Los Angeles, CA 91335	\$ 3,300	\$ 2,470	\$ 1,976	\$ 7,746	53	33	10	10
19 Hubert Humphrey Pool	12560 Filmore St., Pacoima, CA 91331	\$ 167	\$ -	\$ -	\$ 167	133	96	25	12
20 Jackie Tatum/Harvard Pool	6120 Denker St., Los Angeles, CA 90047	\$ -	\$ -	\$ -	\$ -	0	0	0	0
21 John C. Argue Swim Stadium	3980 Bill Robertson Lane, Los Angeles,	\$ 13,732	\$ 12,103	\$ 2,470	\$ 28,305	171	133	16	22
22 Lanark Pool	21817 Strathern St., Canoga Park, CA	\$ -	\$ -	\$ -	\$ -	0	0	0	0
23 Lincoln Pool	3501 Valley Blvd, Los Angeles, CA 90031	\$ 1,500	\$ 9,633	\$ 37,791	\$ 48,924	20	16	4	0
24 North Hollywood Pool	5301 Tujunga Ave., North Hollywood, CA	\$ -	\$ -	\$ -	\$ -	0	0	0	0
25 Pecan Pool	120 S. Gless St., Los Angeles, CA 90033	\$ -	\$ -	\$ -	\$ -	0	0	0	0
26 Reseda Pool	18411 Victory Blvd, Reseda, CA 91335	\$ -	\$ -	\$ -	\$ -	0	0	0	0
27 Richard Alatorre Pool	4721 Klamath St., Los Angeles, CA 90032	\$ 5,799	\$ -	\$ 1,235	\$ 7,034	211	161	29	21
28 Ritchie Valens Pool	10731 Laurel Canyon Blvd., Pacoima, CA	\$ 600	\$ 4,693	\$ -	\$ 5,293	0	0	0	0
29 Roosevelt Pool	456 S. Mathews St., Los Angeles, CA	\$ 1,833	\$ 2,964	\$ -	\$ 4,797	40	25	6	9
30 Ross Snyder Pool	1501 East 41st St., Los Angeles, CA	\$ -	\$ -	\$ -	\$ -	0	0	0	0
31 Sepulveda Pool	8737 Kester Ave., Panorama City, CA	\$ -	\$ -	\$ -	\$ -	0	0	0	0
32 South Park Pool	345 East 51st St., Los Angeles, CA 90011	\$ -	\$ -	\$ -	\$ -	0	0	0	0
33 Sun Valley Pool	8123 Vineland Ave., Sun Valley, CA	\$ -	\$ -	\$ -	\$ -	0	0	0	0
34 Sylmar Pool	13109 Borden Ave, Los Angeles, CA	\$ -	\$ -	\$ -	\$ -	0	0	0	0
35 Valley Plaza Pool	6715 Laurelgrove Ave., North	\$ -	\$ -	\$ -	\$ -	0	0	0	0
36 Van Ness Pool	5720 2nd Avenue, Los Angeles, CA 90043	\$ 7,633	\$ 7,410	\$ 7,163	\$ 22,206	72	59	0	13
37 Verdugo Hills Pool	10654 Irma Ave., Tujunga, CA 91042	\$ -	\$ -	\$ -	\$ -	0	0	0	0
<b>Subtotal Aquatics - Pre-qualified</b>		<b>\$ 72,259</b>	<b>\$ 91,884</b>	<b>\$ 78,052</b>	<b>\$ 242,195</b>	<b>2293</b>	<b>1246</b>	<b>397</b>	<b>650</b>

**PROJECT PLAN  
YOUTH SPORT PARTNERSHIP**



**Attachment 13: Detail Aquatics**

**DOCUMENT NO.:** LA28-006 Rev  
**FISCAL YEAR:** 2025/2026

**PROJECT PLAN (ESTIMATE)**

1/26 - 3/31/26  
Enrollment Totals

Spring 2026 (4/  
Estimated Enr

AQUATICS - Pre-qualified						Spring 2026 (4/ Estimated Enr			
Facility	Address	Estimated \$ Swim Lessons	Estimated \$ Swim Team	Estimated \$ - Dive, Synchro, Water Polo Teams	Estimated Total Swim Lessons + Sports Teams	Estimated Total Enrollment	Estimated Enrollment -Swim Lessons	Estimated Enrollment - Swim Team	Estimated Enrollment - Dive, Synchro, Water Polo Teams
		\$33.33	\$ 247	\$ 247					
1 109th Pool	1500 E. 109th St., Los Angeles, CA 90059	\$ -	\$ -	\$ -	\$ -	0	0	0	0
2 Algin Sutton Pool	8800 S. Hoover St., Los Angeles, CA	\$ 967	\$ 1,729	\$ 741	\$ 3,437	34	34	0	0
3 Banning Pool	1450 N. Avalon Blvd., Wilmington, CA	\$ 1,267	\$ 10,868	\$ 8,151	\$ 20,286	44	44	0	0
4 Celes King III Pool	5001 Rodeo Rd, Los Angeles, CA 90016	\$ 7,266	\$ 25,688	\$ 93,119	\$ 126,073	505	208	63	234
5 Central Pool	1357 East 22nd St., Los Angeles, CA	\$ -	\$ -	\$ -	\$ -	0	0	0	0
6 Costello Pool	3121 E. Olympic Blvd., Los Angeles, CA	\$ -	\$ -	\$ -	\$ -	0	0	0	0
7 Downey Pool	1775 N. Spring St., Los Angeles, CA	\$ -	\$ -	\$ -	\$ -	0	0	0	0
8 Echo Deep Pool	1419 Colton St., Los Angeles, CA 90026	\$ 8,299	\$ 24,453	\$ 25,688	\$ 58,440	48	48	0	0
9 EG Roberts Pool	4526 W. Pico Blvd., Los Angeles, CA	\$ 2,400	\$ 2,223	\$ 1,235	\$ 5,858	51	38	5	8
10 Fernangeles Pool	8851 Laurel Canyon Blvd, Sun Valley, CA	\$ -	\$ -	\$ -	\$ -	0	0	0	0
11 Fremont Pool	7630 Towne Ave., Los Angeles, CA 90003	\$ -	\$ -	\$ -	\$ -	0	0	0	0
12 Glassell Pool	3650 Verdugo Rd., Los Angeles, CA	\$ 2,966	\$ 7,904	\$ 6,669	\$ 17,539	193	168	0	25
13 Granada Hills Pool	16730 Chatsworth St., Granada Hills, CA	\$ -	\$ -	\$ -	\$ -	0	0	0	0
14 Green Meadows Pool	431 E. 89th St., Los Angeles, CA 90003	\$ 767	\$ -	\$ -	\$ 767	45	32	13	0
15 Harbor Pool	1221 N. Figueroa Pl., Wilmington, CA	\$ -	\$ -	\$ -	\$ -	0	0	0	0
16 Hey Rookie Pool	3601 S. Gaffey St., San Pedro, CA 90731	\$ 167	\$ 2,964	\$ 3,458	\$ 6,589	56	43	0	13
17 Highland Pool	6150 N. Piedmont Avenue, Los Angeles, CA	\$ -	\$ -	\$ -	\$ -	0	0	0	0
18 Hollywood Pool	1122 Cole Ave., Los Angeles, CA 90038	\$ 1,100	\$ 2,470	\$ 2,470	\$ 6,040	91	45	15	31
19 Hubert Humphrey Pool	12560 Filmore St., Pacoima, CA 91331	\$ 3,200	\$ 6,175	\$ 2,964	\$ 12,339	132	132	0	0
20 Jackie Tatum/Harvard Pool	6120 Denker St., Los Angeles, CA 90047	\$ -	\$ -	\$ -	\$ -	0	0	0	0
21 John C. Argue Swim Stadium	3980 Bill Robertson Lane, Los Angeles, CA	\$ 4,433	\$ 3,952	\$ 5,434	\$ 13,819	425	256	3	166
22 Lanark Pool	21817 Strathern St., Canoga Park, CA	\$ -	\$ -	\$ -	\$ -	0	0	0	0
23 Lincoln Pool	3501 Valley Blvd, Los Angeles, CA 90031	\$ 533	\$ 988	\$ -	\$ 1,521	15	15	0	0
24 North Hollywood Pool	5301 Tujunga Ave., North Hollywood, CA	\$ -	\$ -	\$ -	\$ -	0	0	0	0
25 Pecan Pool	120 S. Gless St., Los Angeles, CA 90033	\$ -	\$ -	\$ -	\$ -	0	0	0	0
26 Reseda Pool	18411 Victory Blvd, Reseda, CA 91335	\$ -	\$ -	\$ -	\$ -	0	0	0	0
27 Richard Alatorre Pool	4721 Klamath St., Los Angeles, CA 90032	\$ 5,366	\$ 7,163	\$ 5,187	\$ 17,716	208	151	18	39
28 Ritchie Valens Pool	10731 Laurel Canyon Blvd., Pacoima, CA	\$ -	\$ -	\$ -	\$ -	0	0	0	0
29 Roosevelt Pool	456 S. Mathews St., Los Angeles, CA	\$ 833	\$ 1,482	\$ 2,223	\$ 4,538	89	35	25	29
30 Ross Snyder Pool	1501 East 41st St., Los Angeles, CA	\$ -	\$ -	\$ -	\$ -	0	0	0	0
31 Sepulveda Pool	8737 Kester Ave., Panorama City, CA	\$ -	\$ -	\$ -	\$ -	0	0	0	0
32 South Park Pool	345 East 51st St., Los Angeles, CA 90011	\$ -	\$ -	\$ -	\$ -	0	0	0	0
33 Sun Valley Pool	8123 Vineland Ave., Sun Valley, CA	\$ -	\$ -	\$ -	\$ -	0	0	0	0
34 Sylmar Pool	13109 Borden Ave, Los Angeles, CA	\$ -	\$ -	\$ -	\$ -	0	0	0	0
35 Valley Plaza Pool	6715 Laurelgrove Ave., North	\$ -	\$ -	\$ -	\$ -	0	0	0	0
36 Van Ness Pool	5720 2nd Avenue, Los Angeles, CA 90043	\$ 1,966	\$ -	\$ 3,211	\$ 5,177	238	130	81	27
37 Verdugo Hills Pool	10654 Irma Ave., Tujunga, CA 91042	\$ -	\$ -	\$ -	\$ -	0	0	0	0
<b>Subtotal Aquatics - Pre-qualified</b>		\$ 41,529	\$ 98,059	\$ 160,550	\$ 300,138	2174	1379	223	572



**PROJECT PLAN  
YOUTH SPORT PARTNERSHIP**



**Attachment 13: Detail Aquatics**

**DOCUMENT NO.:** LA28-006 Rev  
**FISCAL YEAR:** 2025/2026

1/26 - 5/31/26)	FY 2025/2026
Enrollment Totals	Estimated

AQUATICS - Pre-qualified									
Facility	Address	Estimated \$ Swim Lessons	Estimated \$ Swim Team	Estimated \$ - Dive, Synchro, Water Polo Teams	Estimated Total Swim Lessons + Sports Teams	Estimated Total Enrollment	Estimated Enrollment -Swim Lessons	Estimated Enrollment - Swim Team	Estimated Enrollment - Dive, Synchro, Water Polo Teams
		\$33.33	\$ 247	\$ 247					
1 109th Pool	1500 E. 109th St., Los Angeles, CA 90059	\$ -	\$ -	\$ -	\$ -	219	182	15	22
2 Algin Sutton Pool	8800 S. Hoover St., Los Angeles, CA	\$ 1,133	\$ -	\$ -	\$ 1,133	490	465	19	6
3 Banning Pool	1450 N. Avalon Blvd., Wilmington, CA	\$ 1,467	\$ -	\$ -	\$ 1,467	913	683	134	96
4 Celes King III Pool	5001 Rodeo Rd, Los Angeles, CA 90016	\$ 6,933	\$ 15,561	\$ 57,798	\$ 80,292	2,481	1,369	318	794
5 Central Pool	1357 East 22nd St., Los Angeles, CA	\$ -	\$ -	\$ -	\$ -	325	320	5	0
6 Costello Pool	3121 E. Olympic Blvd., Los Angeles, CA	\$ -	\$ -	\$ -	\$ -	0	0	0	0
7 Downey Pool	1775 N. Spring St., Los Angeles, CA	\$ -	\$ -	\$ -	\$ -	105	105	0	0
8 Echo Deep Pool	1419 Colton St., Los Angeles, CA 90026	\$ 1,600	\$ -	\$ -	\$ 1,600	1,621	1,240	196	185
9 EG Roberts Pool	4526 W. Pico Blvd., Los Angeles, CA	\$ 1,267	\$ 1,235	\$ 1,976	\$ 4,478	840	711	58	71
10 Fernangeles Pool	8851 Laurel Canyon Blvd, Sun Valley, CA	\$ -	\$ -	\$ -	\$ -	520	508	12	0
11 Fremont Pool	7630 Towne Ave., Los Angeles, CA 90003	\$ -	\$ -	\$ -	\$ -	0	0	0	0
12 Glassell Pool	3650 Verdugo Rd., Los Angeles, CA	\$ 5,599	\$ -	\$ 6,175	\$ 11,774	1,189	1,031	70	88
13 Granada Hills Pool	16730 Chatsworth St., Granada Hills, CA	\$ -	\$ -	\$ -	\$ -	0	0	0	0
14 Green Meadows Pool	431 E. 89th St., Los Angeles, CA 90003	\$ 1,067	\$ 3,211	\$ -	\$ 4,278	286	265	21	0
15 Harbor Pool	1221 N. Figueroa Pl., Wilmington, CA	\$ -	\$ -	\$ -	\$ -	466	455	10	1
16 Hey Rookie Pool	3601 S. Gaffey St., San Pedro, CA 90731	\$ 1,433	\$ -	\$ 3,211	\$ 4,644	560	436	60	64
17 Highland Pool	6150 N. Piedmont Avenue, Los Angeles,	\$ -	\$ -	\$ -	\$ -	347	328	19	0
18 Hollywood Pool	1122 Cole Ave., Los Angeles, CA 91335	\$ 1,500	\$ 3,705	\$ 7,657	\$ 12,862	779	614	86	79
19 Hubert Humphrey Pool	12560 Filmore St., Pacoima, CA 91331	\$ 4,400	\$ -	\$ -	\$ 4,400	948	856	63	29
20 Jackie Tatum/Harvard Pool	6120 Denker St., Los Angeles, CA 90047	\$ -	\$ -	\$ -	\$ -	120	114	6	0
21 John C. Argue Swim Stadium	3980 Bill Robertson Lane, Los Angeles,	\$ 8,532	\$ 741	\$ 41,002	\$ 50,275	2,460	2,069	147	244
22 Lanark Pool	21817 Strathern St., Canoga Park, CA	\$ -	\$ -	\$ -	\$ -	393	340	23	30
23 Lincoln Pool	3501 Valley Blvd, Los Angeles, CA 90031	\$ 500	\$ -	\$ -	\$ 500	618	415	43	160
24 North Hollywood Pool	5301 Tujunga Ave., North Hollywood, CA	\$ -	\$ -	\$ -	\$ -	350	337	13	0
25 Pecan Pool	120 S. Gless St., Los Angeles, CA 90033	\$ -	\$ -	\$ -	\$ -	216	204	12	0
26 Reseda Pool	18411 Victory Blvd, Reseda, CA 91335	\$ -	\$ -	\$ -	\$ -	486	449	18	19
27 Richard Alatorre Pool	4721 Klamath St., Los Angeles, CA 90032	\$ 5,033	\$ 4,446	\$ 9,633	\$ 19,112	1,466	1,252	96	118
28 Ritchie Valens Pool	10731 Laurel Canyon Blvd., Pacoima, CA	\$ -	\$ -	\$ -	\$ -	527	484	36	7
29 Roosevelt Pool	456 S. Mathews St., Los Angeles, CA	\$ 1,167	\$ 6,175	\$ 7,163	\$ 14,505	635	372	179	84
30 Ross Snyder Pool	1501 East 41st St., Los Angeles, CA	\$ -	\$ -	\$ -	\$ -	269	264	5	0
31 Sepulveda Pool	8737 Kester Ave., Panorama City, CA	\$ -	\$ -	\$ -	\$ -	454	431	12	11
32 South Park Pool	345 East 51st St., Los Angeles, CA 90011	\$ -	\$ -	\$ -	\$ -	363	343	20	0
33 Sun Valley Pool	8123 Vineland Ave., Sun Valley, CA	\$ -	\$ -	\$ -	\$ -	439	410	23	6
34 Sylmar Pool	13109 Borden Ave, Los Angeles, CA	\$ -	\$ -	\$ -	\$ -	583	549	20	14
35 Valley Plaza Pool	6715 Laurelgrove Ave., North	\$ -	\$ -	\$ -	\$ -	371	358	8	5
36 Van Ness Pool	5720 2nd Avenue, Los Angeles, CA 90043	\$ 4,333	\$ 20,007	\$ 6,669	\$ 31,009	1,246	1,007	146	93
37 Verdugo Hills Pool	10654 Irma Ave., Tujunga, CA 91042	\$ -	\$ -	\$ -	\$ -	0	0	0	0
<b>Subtotal Aquatics - Pre-qualified</b>		\$ 45,962	\$ 55,081	\$ 141,284	\$ 242,327	23085	18966	1893	2226

**PROJECT PLAN  
YOUTH SPORT PARTNERSHIP**



**Attachment 13: Detail Aquatics**

**DOCUMENT NO.:** LA28-006 Rev  
**FISCAL YEAR:** 2025/2026

26 (6/1/25 - 5/31/26)

and Enrollment Totals

**AQUATICS - Pre-qualified**

Facility	Address	Estimated \$ Swim Lessons	Estimated \$ Swim Team	Estimated \$ - Dive, Synchro, Water Polo Teams	Estimated Total Swim Lessons + Sports Teams
		\$33.33	\$ 247	\$ 247	
1 109th Pool	1500 E. 109th St., Los Angeles, CA 90059	\$ 6,066	\$ 3,705	\$ 5,434	\$ 15,205
2 Algin Sutton Pool	8800 S. Hoover St., Los Angeles, CA	\$ 15,498	\$ 4,693	\$ 1,482	\$ 21,673
3 Banning Pool	1450 N. Avalon Blvd., Wilmington, CA	\$ 22,764	\$ 33,098	\$ 23,712	\$ 79,574
4 Celes King III Pool	5001 Rodeo Rd, Los Angeles, CA 90016	\$ 45,629	\$ 78,546	\$ 196,118	\$ 320,293
5 Central Pool	1357 East 22nd St., Los Angeles, CA	\$ 10,666	\$ 1,235	\$ -	\$ 11,901
6 Costello Pool	3121 E. Olympic Blvd., Los Angeles, CA	\$ -	\$ -	\$ -	\$ -
7 Downey Pool	1775 N. Spring St., Los Angeles, CA	\$ 3,500	\$ -	\$ -	\$ 3,500
8 Echo Deep Pool	1419 Colton St., Los Angeles, CA 90026	\$ 41,329	\$ 48,412	\$ 45,695	\$ 135,436
9 EG Roberts Pool	4526 W. Pico Blvd., Los Angeles, CA	\$ 23,698	\$ 14,326	\$ 17,537	\$ 55,561
10 Fernangeles Pool	8851 Laurel Canyon Blvd, Sun Valley, CA	\$ 16,932	\$ 2,964	\$ -	\$ 19,896
11 Fremont Pool	7630 Towne Ave., Los Angeles, CA 90003	\$ -	\$ -	\$ -	\$ -
12 Glassell Pool	3650 Verdugo Rd., Los Angeles, CA	\$ 34,363	\$ 17,290	\$ 21,736	\$ 73,389
13 Granada Hills Pool	16730 Chatsworth St., Granada Hills, CA	\$ -	\$ -	\$ -	\$ -
14 Green Meadows Pool	431 E. 89th St., Los Angeles, CA 90003	\$ 8,832	\$ 5,187	\$ -	\$ 14,019
15 Harbor Pool	1221 N. Figueroa Pl., Wilmington, CA	\$ 15,165	\$ 2,470	\$ 247	\$ 17,882
16 Hey Rookie Pool	3601 S. Gaffey St., San Pedro, CA 90731	\$ 14,532	\$ 14,820	\$ 15,808	\$ 45,160
17 Highland Pool	6150 N. Piedmont Avenue, Los Angeles,	\$ 10,932	\$ 4,693	\$ -	\$ 15,625
18 Hollywood Pool	1122 Cole Ave., Los Angeles, CA 90038	\$ 20,465	\$ 21,242	\$ 19,513	\$ 61,220
19 Hubert Humphrey Pool	12560 Filmore St., Pacoima, CA 91331	\$ 28,530	\$ 15,561	\$ 7,163	\$ 51,254
20 Jackie Tatum/Harvard Pool	6120 Denker St., Los Angeles, CA 90047	\$ 3,800	\$ 1,482	\$ -	\$ 5,282
21 John C. Argue Swim Stadium	3980 Bill Robertson Lane, Los Angeles,	\$ 68,960	\$ 36,309	\$ 60,268	\$ 165,537
22 Lanark Pool	21817 Strathern St., Canoga Park, CA	\$ 11,332	\$ 5,681	\$ 7,410	\$ 24,423
23 Lincoln Pool	3501 Valley Blvd, Los Angeles, CA 90031	\$ 13,832	\$ 10,621	\$ 39,520	\$ 63,973
24 North Hollywood Pool	5301 Tujunga Ave., North Hollywood, CA	\$ 11,232	\$ 3,211	\$ -	\$ 14,443
25 Pecan Pool	120 S. Gless St., Los Angeles, CA 90033	\$ 6,799	\$ 2,964	\$ -	\$ 9,763
26 Reseda Pool	18411 Victory Blvd, Reseda, CA 91335	\$ 14,965	\$ 4,446	\$ 4,693	\$ 24,104
27 Richard Alatorre Pool	4721 Klamath St., Los Angeles, CA 90032	\$ 41,729	\$ 23,712	\$ 29,146	\$ 94,587
28 Ritchie Valens Pool	10731 Laurel Canyon Blvd., Pacoima, CA	\$ 16,132	\$ 8,892	\$ 1,729	\$ 26,753
29 Roosevelt Pool	456 S. Mathews St., Los Angeles, CA	\$ 12,399	\$ 44,213	\$ 20,748	\$ 77,360
30 Ross Snyder Pool	1501 East 41st St., Los Angeles, CA	\$ 8,799	\$ 1,235	\$ -	\$ 10,034
31 Sepulveda Pool	8737 Kester Ave., Panorama City, CA	\$ 14,365	\$ 2,964	\$ 2,717	\$ 20,046
32 South Park Pool	345 East 51st St., Los Angeles, CA 90011	\$ 11,432	\$ 4,940	\$ -	\$ 16,372
33 Sun Valley Pool	8123 Vineland Ave., Sun Valley, CA	\$ 13,665	\$ 5,681	\$ 1,482	\$ 20,828
34 Sylmar Pool	13109 Borden Ave, Los Angeles, CA	\$ 18,298	\$ 4,940	\$ 3,458	\$ 26,696
35 Valley Plaza Pool	6715 Laurelgrove Ave., North	\$ 11,932	\$ 1,976	\$ 1,235	\$ 15,143
36 Van Ness Pool	5720 2nd Avenue, Los Angeles, CA 90043	\$ 33,563	\$ 36,062	\$ 22,971	\$ 92,596
37 Verdugo Hills Pool	10654 Irma Ave., Tujunga, CA 91042	\$ -	\$ -	\$ -	\$ -
<b>Subtotal Aquatics - Pre-qualified</b>		\$ 632,137	\$ 467,571	\$ 549,822	\$ 1,649,530

PROJECT PLAN  
YOUTH SPORT PARTNERSHIP



Attachment 13: Detail Aquatics

DOCUMENT NO.: LA28-006 Rev  
FISCAL YEAR: 2025/2026

AQUATICS - Non Pre-qualified (w/ self certification)		Summer 2018 (6/1/18 - 8/31/18)				Fall 2018 (9/1/18 - 12/31/18)			
		Actual Enrollment (Baseline) Totals				Actual Enrollment (Baseline) Totals			
Facility	Address	Actual Enrollment (Baseline) - Swim Lessons	Actual Enrollment (Baseline) Swim Team	Actual Enrollment (Baseline) Dive, Synchro, Water Polo Teams	Actual (Baseline) Total Enrollment	Actual Enrollment (Baseline) - Swim Lessons	Actual Enrollment (Baseline) Swim Team	Actual Enrollment (Baseline) Dive, Synchro, Water Polo Teams	Actual (Baseline) Total Enrollment
1 Cheviot Hills Pool	2693 Motor Ave., Los Angeles, CA 90064	357		2	359				0
2 Cleveland Pool	8120 Vanalden Ave., Reseda, CA 91335	965	137	119	1,221	357	122	20	499
3 Griffith Park Pool	3401 Riverside Dr., Los Angeles, CA	896			896				0
4 LACES Pool	5931 W. 18th St., Los Angeles, CA 90035	949	70	85	1,104	151	63	17	231
5 Mar Vista Pool	11655 Palms Blvd., Los Angeles, CA	613			613				0
6 Northridge Pool	10058 Reseda Blvd., Northridge, CA	663			663				0
7 Pan Pacific Park Pool	141 S. Gardner St., Los Angeles, CA	416			416				0
8 Peck Park Pool	560 N. Western Ave., San Pedro, CA	0			0				0
9 Rustic Canyon Pool	601 Latimer Rd., Pacific Palisades, CA	48			48				0
10 Stoner Park Pool	1835 Stoner Ave., Los Angeles, CA 90025	365			365				0
11 Van Nuys Sherman Oaks Pool	14021 Huston St., Van Nuys, CA 91423	1136	57	101	1,294	108	51	96	255
12 Venice High School Indoor Pool	2490 Walgrove Ave., Los Angeles, CA	921	66	69	1,056	81	70	20	171
13 Westchester Pool	9100 Lincoln Blvd., Los Angeles, CA	775			775				0
14 Westwood Pool	1350 Sepulveda Blvd., Los Angeles, CA	391	51	48	490	81	44	10	135
15 Woodland Hills Pool	5858 Shoup Ave., Woodland Hills, CA	965	19	12	996				0
16 Yosemite Pool	1840 Yosemite Dr., Los Angeles, CA	599	21	22	642				0
<b>Subtotal Aquatics - Non pre-qualified (with self certification)</b>		<b>10059</b>	<b>421</b>	<b>458</b>	<b>10,938</b>	<b>778</b>	<b>350</b>	<b>163</b>	<b>1,291</b>
<b>Total Aquatics</b>		<b>36073</b>	<b>1064</b>	<b>1009</b>	<b>38,146</b>	<b>2159</b>	<b>670</b>	<b>219</b>	<b>3,048</b>

PROJECT PLAN  
YOUTH SPORT PARTNERSHIP



Attachment 13: Detail Aquatics

DOCUMENT NO.: LA28-006 Rev  
FISCAL YEAR: 2025/2026

		FY 2018/2019: BASELINE							
		Winter 2019 (1/1/19 - 3/31/19)				Spring 2019 (4/1/19 - 5/31/19)			
AQUATICS - Non Pre-qualified (w/ self certification)		Actual Enrollment (Baseline) Totals				Actual Enrollment (Baseline) Totals			
Facility	Address	Actual Enrollment (Baseline) - Swim Lessons	Actual Enrollment (Baseline) Swim Team	Actual Enrollment (Baseline) Dive, Synchro, Water Polo Teams	Actual (Baseline) Total Enrollment	Actual Enrollment (Baseline) - Swim Lessons	Actual Enrollment (Baseline) Swim Team	Actual Enrollment (Baseline) Dive, Synchro, Water Polo Teams	Actual (Baseline) Total Enrollment
1 Cheviot Hills Pool	2693 Motor Ave., Los Angeles, CA 90064				0				0
2 Cleveland Pool	8120 Vanalden Ave., Reseda, CA 91335	85		86	171	206			206
3 Griffith Park Pool	3401 Riverside Dr., Los Angeles, CA				0				0
4 LACES Pool	5931 W. 18th St., Los Angeles, CA 90035	83		54	137	116			116
5 Mar Vista Pool	11655 Palms Blvd., Los Angeles, CA				0				0
6 Northridge Pool	10058 Reseda Blvd., Northridge, CA				0				0
7 Pan Pacific Park Pool	141 S. Gardner St., Los Angeles, CA				0				0
8 Peck Park Pool	560 N. Western Ave., San Pedro, CA				0				0
9 Rustic Canyon Pool	601 Latimer Rd., Pacific Palisades, CA				0				0
10 Stoner Park Pool	1835 Stoner Ave., Los Angeles, CA 90025				0				0
11 Van Nuys Sherman Oaks Pool	14021 Huston St., Van Nuys, CA 91423	59		91	150	147			147
12 Venice High School Indoor Pool	2490 Walgrove Ave., Los Angeles, CA	36		59	95	60			60
13 Westchester Pool	9100 Lincoln Blvd., Los Angeles, CA				0				0
14 Westwood Pool	1350 Sepulveda Blvd., Los Angeles, CA	68		25	93	5			5
15 Woodland Hills Pool	5858 Shoup Ave., Woodland Hills, CA				0				0
16 Yosemite Pool	1840 Yosemite Dr., Los Angeles, CA				0				0
<b>Subtotal Aquatics - Non pre-qualified (with self certification)</b>		<b>331</b>	<b>0</b>	<b>315</b>	<b>646</b>	<b>534</b>	<b>0</b>	<b>0</b>	<b>534</b>
<b>Total Aquatics</b>		<b>1097</b>	<b>49</b>	<b>617</b>	<b>1,763</b>	<b>1369</b>	<b>0</b>	<b>0</b>	<b>1,369</b>

**PROJECT PLAN  
YOUTH SPORT PARTNERSHIP**



**Attachment 13: Detail Aquatics**

DOCUMENT NO.: LA28-006 Rev  
FISCAL YEAR: 2025/2026

AQUATICS - Non Pre-qualified (w/ self certification)		FY 2018/2019 (6/1/18 - 5/31/19)			
		Actual Enrollment (Baseline) Totals			
Facility	Address	Actual Enrollment (Baseline) - Swim Lessons	Actual Enrollment (Baseline) Swim Team	Actual Enrollment (Baseline) Dive, Synchro, Water Polo Teams	Actual (Baseline) Total Enrollment
1 Cheviot Hills Pool	2693 Motor Ave., Los Angeles, CA 90064	357	0	2	359
2 Cleveland Pool	8120 Vanalden Ave., Reseda, CA 91335	1613	259	225	2,097
3 Griffith Park Pool	3401 Riverside Dr., Los Angeles, CA	896	0	0	896
4 LACES Pool	5931 W. 18th St., Los Angeles, CA 90035	1299	133	156	1,588
5 Mar Vista Pool	11655 Palms Blvd., Los Angeles, CA	613	0	0	613
6 Northridge Pool	10058 Reseda Blvd., Northridge, CA	663	0	0	663
7 Pan Pacific Park Pool	141 S. Gardner St., Los Angeles, CA	416	0	0	416
8 Peck Park Pool	560 N. Western Ave., San Pedro, CA	0	0	0	0
9 Rustic Canyon Pool	601 Latimer Rd., Pacific Palisades, CA	48	0	0	48
10 Stoner Park Pool	1835 Stoner Ave., Los Angeles, CA 90025	365	0	0	365
11 Van Nuys Sherman Oaks Pool	14021 Huston St., Van Nuys, CA 91423	1450	108	288	1,846
12 Venice High School Indoor Pool	2490 Walgrove Ave., Los Angeles, CA	1098	136	148	1,382
13 Westchester Pool	9100 Lincoln Blvd., Los Angeles, CA	775	0	0	775
14 Westwood Pool	1350 Sepulveda Blvd., Los Angeles, CA	545	95	83	723
15 Woodland Hills Pool	5858 Shoup Ave., Woodland Hills, CA	965	19	12	996
16 Yosemite Pool	1840 Yosemite Dr., Los Angeles, CA	599	21	22	642
<b>Subtotal Aquatics - Non pre-qualified (with self certification)</b>		<b>11702</b>	<b>771</b>	<b>936</b>	<b>13,409</b>
<b>Total Aquatics</b>		<b>40698</b>	<b>1783</b>	<b>1845</b>	<b>44,326</b>

Summer 2025 (6/1/25 - 8/31/25)			
Estimated Enrollment			
Estimated Total Enrollment	Estimated Enrollment -Swim Lessons	Estimated Enrollment - Swim Team	Estimated Enrollment - Dive, Synchro, Water Polo Teams
316	307	8	1
450	371	36	43
0	0	0	0
663	567	31	65
293	271	21	1
299	267	28	4
359	339	19	1
0	0	0	0
0	0	0	0
210	206	4	0
457	396	25	36
0	0	0	0
228	217	10	1
232	189	18	25
389	337	28	24
465	430	24	11
<b>4361</b>	<b>3897</b>	<b>252</b>	<b>212</b>
<b>20123</b>	<b>18070</b>	<b>1153</b>	<b>900</b>

**PROJECT PLAN  
YOUTH SPORT PARTNERSHIP**



**Attachment 13: Detail Aquatics**

DOCUMENT NO.: LA28-006 Rev  
FISCAL YEAR: 2025/2026

7/1/25 - 8/31/25)						Fall 2025 (9/1/25 - 11/30/25)			
AQUATICS - Non Pre-qualified (w/ self certification) Enrollment Totals						Estimated Enrollment			
Facility	Address	Estimated \$ Swim Lessons	Estimated \$ Swim Team	Estimated \$ - Dive, Synchro, Water Polo Teams	Estimated Total Swim Lessons + Sports Teams	Estimated Total Enrollment	Estimated Enrollment -Swim Lessons	Estimated Enrollment - Swim Team	Estimated Enrollment - Dive, Synchro, Water Polo Teams
		<b>\$33.33</b>	<b>\$ 247</b>	<b>\$ 247</b>					
1 Cheviot Hills Pool	2693 Motor Ave., Los Angeles, CA 90064	\$ 10,232	\$ 1,976	\$ 247	\$ 12,455	0	0	0	0
2 Cleveland Pool	8120 Vanalden Ave., Reseda, CA 91335	\$ 12,365	\$ 8,892	\$ 10,621	\$ 31,878	133	125	0	8
3 Griffith Park Pool	3401 Riverside Dr., Los Angeles, CA	\$ -	\$ -	\$ -	\$ -	0	0	0	0
4 LACES Pool	5931 W. 18th St., Los Angeles, CA 90035	\$ 18,898	\$ 7,657	\$ 16,055	\$ 42,610	265	225	24	16
5 Mar Vista Pool	11655 Palms Blvd., Los Angeles, CA	\$ 9,032	\$ 5,187	\$ 247	\$ 14,466	0	0	0	0
6 Northridge Pool	10058 Reseda Blvd., Northridge, CA	\$ 8,899	\$ 6,916	\$ 988	\$ 16,803	0	0	0	0
7 Pan Pacific Park Pool	141 S. Gardner St., Los Angeles, CA	\$ 11,299	\$ 4,693	\$ 247	\$ 16,239	0	0	0	0
8 Peck Park Pool	560 N. Western Ave., San Pedro, CA	\$ -	\$ -	\$ -	\$ -	0	0	0	0
9 Rustic Canyon Pool	601 Latimer Rd., Pacific Palisades, CA	\$ -	\$ -	\$ -	\$ -	0	0	0	0
10 Stoner Park Pool	1835 Stoner Ave., Los Angeles, CA 90025	\$ 6,866	\$ 988	\$ -	\$ 7,854	0	0	0	0
11 Van Nuys Sherman Oaks Pool	14021 Huston St., Van Nuys, CA 91423	\$ 13,199	\$ 6,175	\$ 8,892	\$ 28,266	136	104	27	5
12 Venice High School Indoor Pool	2490 Walgrove Ave., Los Angeles, CA	\$ -	\$ -	\$ -	\$ -	0	0	0	0
13 Westchester Pool	9100 Lincoln Blvd., Los Angeles, CA	\$ 7,233	\$ 2,470	\$ 247	\$ 9,950	0	0	0	0
14 Westwood Pool	1350 Sepulveda Blvd., Los Angeles, CA	\$ 6,299	\$ 4,446	\$ 6,175	\$ 16,920	97	88	7	2
15 Woodland Hills Pool	5858 Shoup Ave., Woodland Hills, CA	\$ 11,232	\$ 6,916	\$ 5,928	\$ 24,076	0	0	0	0
16 Yosemite Pool	1840 Yosemite Dr., Los Angeles, CA	\$ 14,332	\$ 5,928	\$ 2,717	\$ 22,977	0	0	0	0
<b>Subtotal Aquatics - Non pre-qualified (with self certification)</b>		<b>\$ 129,887</b>	<b>\$ 62,244</b>	<b>\$ 52,364</b>	<b>\$ 244,495</b>	<b>631</b>	<b>542</b>	<b>58</b>	<b>31</b>
<b>Total Aquatics</b>		<b>\$ 602,273</b>	<b>\$ 284,791</b>	<b>\$ 222,300</b>	<b>\$ 1,109,364</b>	<b>3487</b>	<b>2710</b>	<b>430</b>	<b>347</b>

**PROJECT PLAN  
YOUTH SPORT PARTNERSHIP**



**Attachment 13: Detail Aquatics**

DOCUMENT NO.: LA28-006 Rev  
FISCAL YEAR: 2025/2026

**FY 2025/2026 PRO**

**25 - 12/31/25)  
enrollment Totals**

**Winter 2026 (1/  
Estimated Enr**

<b>AQUATICS - Non Pre-qualified (w/ self certification)</b>					
Facility	Address	Estimated \$ Swim Lessons	Estimated \$ Swim Team	Estimated \$ - Dive, Synchro, Water Polo Teams	Estimated Total Swim Lessons + Sports Teams
		<b>\$33.33</b>	<b>\$ 247</b>	<b>\$ 247</b>	
1 Cheviot Hills Pool	2693 Motor Ave., Los Angeles, CA 90064	\$ -	\$ -	\$ -	\$ -
2 Cleveland Pool	8120 Vanalden Ave., Reseda, CA 91335	\$ 4,166	\$ -	\$ 1,976	\$ 6,142
3 Griffith Park Pool	3401 Riverside Dr., Los Angeles, CA	\$ -	\$ -	\$ -	\$ -
4 LACES Pool	5931 W. 18th St., Los Angeles, CA 90035	\$ 7,499	\$ 5,928	\$ 3,952	\$ 17,379
5 Mar Vista Pool	11655 Palms Blvd., Los Angeles, CA	\$ -	\$ -	\$ -	\$ -
6 Northridge Pool	10058 Reseda Blvd., Northridge, CA	\$ -	\$ -	\$ -	\$ -
7 Pan Pacific Park Pool	141 S. Gardner St., Los Angeles, CA	\$ -	\$ -	\$ -	\$ -
8 Peck Park Pool	560 N. Western Ave., San Pedro, CA	\$ -	\$ -	\$ -	\$ -
9 Rustic Canyon Pool	601 Latimer Rd., Pacific Palisades, CA	\$ -	\$ -	\$ -	\$ -
10 Stoner Park Pool	1835 Stoner Ave., Los Angeles, CA 90025	\$ -	\$ -	\$ -	\$ -
11 Van Nuys Sherman Oaks Pool	14021 Huston St., Van Nuys, CA 91423	\$ 3,466	\$ 6,669	\$ 1,235	\$ 11,370
12 Venice High School Indoor Pool	2490 Walgrove Ave., Los Angeles, CA	\$ -	\$ -	\$ -	\$ -
13 Westchester Pool	9100 Lincoln Blvd., Los Angeles, CA	\$ -	\$ -	\$ -	\$ -
14 Westwood Pool	1350 Sepulveda Blvd., Los Angeles, CA	\$ 2,933	\$ 1,729	\$ 494	\$ 5,156
15 Woodland Hills Pool	5858 Shoup Ave., Woodland Hills, CA	\$ -	\$ -	\$ -	\$ -
16 Yosemite Pool	1840 Yosemite Dr., Los Angeles, CA	\$ -	\$ -	\$ -	\$ -
<b>Subtotal Aquatics - Non pre-qualified (with self certification)</b>		<b>\$ 18,065</b>	<b>\$ 14,326</b>	<b>\$ 7,657</b>	<b>\$ 40,048</b>
<b>Total Aquatics</b>		<b>\$ 90,324</b>	<b>\$ 106,210</b>	<b>\$ 85,709</b>	<b>\$ 282,243</b>

Estimated Total Enrollment	Estimated Enrollment -Swim Lessons	Estimated Enrollment - Swim Team	Estimated Enrollment - Dive, Synchro, Water Polo Teams
0	0	0	0
192	153	0	39
0	0	0	0
199	130	24	45
0	0	0	0
0	0	0	0
0	0	0	0
0	0	0	0
0	0	0	0
23	0	0	23
0	0	0	0
121	89	22	10
0	0	0	0
0	0	0	0
<b>535</b>	<b>372</b>	<b>46</b>	<b>117</b>
<b>2828</b>	<b>1618</b>	<b>443</b>	<b>767</b>

**PROJECT PLAN  
YOUTH SPORT PARTNERSHIP**



**Attachment 13: Detail Aquatics**

DOCUMENT NO.: LA28-006 Rev  
FISCAL YEAR: 2025/2026

**PROJECT PLAN (ESTIMATE)**

1/26 - 3/31/26)

Spring 2026 (4/

Estimated Enr

**AQUATICS - Non Pre-qualified (w/ self certification) Enrollment Totals**

Facility	Address	Estimated \$ Swim Lessons	Estimated \$ Swim Team	Estimated \$ - Dive, Synchro, Water Polo Teams	Estimated Total Swim Lessons + Sports Teams	Estimated Total Enrollment	Estimated Enrollment -Swim Lessons	Estimated Enrollment - Swim Team	Estimated Enrollment - Dive, Synchro, Water Polo Teams
		\$33.33	\$ 247	\$ 247					
1 Cheviot Hills Pool	2693 Motor Ave., Los Angeles, CA 90064	\$ -	\$ -	\$ -	\$ -	0	0	0	0
2 Cleveland Pool	8120 Vanalden Ave., Reseda, CA 91335	\$ 5,099	\$ -	\$ 9,633	\$ 14,732	148	148	0	0
3 Griffith Park Pool	3401 Riverside Dr., Los Angeles, CA	\$ -	\$ -	\$ -	\$ -	0	0	0	0
4 LACES Pool	5931 W. 18th St., Los Angeles, CA 90035	\$ 4,333	\$ 5,928	\$ 11,115	\$ 21,376	124	124	0	0
5 Mar Vista Pool	11655 Palms Blvd., Los Angeles, CA	\$ -	\$ -	\$ -	\$ -	0	0	0	0
6 Northridge Pool	10058 Reseda Blvd., Northridge, CA	\$ -	\$ -	\$ -	\$ -	0	0	0	0
7 Pan Pacific Park Pool	141 S. Gardner St., Los Angeles, CA	\$ -	\$ -	\$ -	\$ -	0	0	0	0
8 Peck Park Pool	560 N. Western Ave., San Pedro, CA	\$ -	\$ -	\$ -	\$ -	0	0	0	0
9 Rustic Canyon Pool	601 Latimer Rd., Pacific Palisades, CA	\$ -	\$ -	\$ -	\$ -	0	0	0	0
10 Stoner Park Pool	1835 Stoner Ave., Los Angeles, CA 90025	\$ -	\$ -	\$ -	\$ -	0	0	0	0
11 Van Nuys Sherman Oaks Pool	14021 Huston St., Van Nuys, CA 91423	\$ -	\$ -	\$ 5,681	\$ 5,681	84	84	0	0
12 Venice High School Indoor Pool	2490 Walgrove Ave., Los Angeles, CA	\$ -	\$ -	\$ -	\$ -	0	0	0	0
13 Westchester Pool	9100 Lincoln Blvd., Los Angeles, CA	\$ -	\$ -	\$ -	\$ -	0	0	0	0
14 Westwood Pool	1350 Sepulveda Blvd., Los Angeles, CA	\$ 2,966	\$ 5,434	\$ 2,470	\$ 10,870	86	86	0	0
15 Woodland Hills Pool	5858 Shoup Ave., Woodland Hills, CA	\$ -	\$ -	\$ -	\$ -	0	0	0	0
16 Yosemite Pool	1840 Yosemite Dr., Los Angeles, CA	\$ -	\$ -	\$ -	\$ -	0	0	0	0
<b>Subtotal Aquatics - Non pre-qualified (with self certification)</b>		\$ 12,399	\$ 11,362	\$ 28,899	\$ 52,660	442	442	0	0
<b>Total Aquatics</b>		\$ 53,928	\$ 109,421	\$ 189,449	\$ 352,798	2616	1821	223	572



PROJECT PLAN  
YOUTH SPORT PARTNERSHIP



Attachment 13: Detail Aquatics

DOCUMENT NO.: LA28-006 Rev  
FISCAL YEAR: 2025/2026

1/26 - 5/31/26						FY 2025/2026			
AQUATICS - Non Pre-qualified (w/ self certification)						Enrollment Totals			
Facility	Address	Estimated \$ Swim Lessons	Estimated \$ Swim Team	Estimated \$ - Dive, Synchro, Water Polo Teams	Estimated Total Swim Lessons + Sports Teams	Estimated Total Enrollment	Estimated Enrollment -Swim Lessons	Estimated Enrollment - Swim Team	Estimated Enrollment - Dive, Synchro, Water Polo Teams
		\$33.33	\$ 247	\$ 247					
1 Cheviot Hills Pool	2693 Motor Ave., Los Angeles, CA 90064	\$ -	\$ -	\$ -	\$ -	316	307	8	1
2 Cleveland Pool	8120 Vanalden Ave., Reseda, CA 91335	\$ 4,933	\$ -	\$ -	\$ 4,933	923	797	36	90
3 Griffith Park Pool	3401 Riverside Dr., Los Angeles, CA	\$ -	\$ -	\$ -	\$ -	0	0	0	0
4 LACES Pool	5931 W. 18th St., Los Angeles, CA 90035	\$ 4,133	\$ -	\$ -	\$ 4,133	1,251	1,046	79	126
5 Mar Vista Pool	11655 Palms Blvd., Los Angeles, CA	\$ -	\$ -	\$ -	\$ -	293	271	21	1
6 Northridge Pool	10058 Reseda Blvd., Northridge, CA	\$ -	\$ -	\$ -	\$ -	299	267	28	4
7 Pan Pacific Park Pool	141 S. Gardner St., Los Angeles, CA	\$ -	\$ -	\$ -	\$ -	359	339	19	1
8 Peck Park Pool	560 N. Western Ave., San Pedro, CA	\$ -	\$ -	\$ -	\$ -	0	0	0	0
9 Rustic Canyon Pool	601 Latimer Rd., Pacific Palisades, CA	\$ -	\$ -	\$ -	\$ -	0	0	0	0
10 Stoner Park Pool	1835 Stoner Ave., Los Angeles, CA 90025	\$ -	\$ -	\$ -	\$ -	210	206	4	0
11 Van Nuys Sherman Oaks Pool	14021 Huston St., Van Nuys, CA 91423	\$ 2,800	\$ -	\$ -	\$ 2,800	700	584	52	64
12 Venice High School Indoor Pool	2490 Walgrove Ave., Los Angeles, CA	\$ -	\$ -	\$ -	\$ -	0	0	0	0
13 Westchester Pool	9100 Lincoln Blvd., Los Angeles, CA	\$ -	\$ -	\$ -	\$ -	228	217	10	1
14 Westwood Pool	1350 Sepulveda Blvd., Los Angeles, CA	\$ 2,866	\$ -	\$ -	\$ 2,866	536	452	47	37
15 Woodland Hills Pool	5858 Shoup Ave., Woodland Hills, CA	\$ -	\$ -	\$ -	\$ -	389	337	28	24
16 Yosemite Pool	1840 Yosemite Dr., Los Angeles, CA	\$ -	\$ -	\$ -	\$ -	465	430	24	11
<b>Subtotal Aquatics - Non pre-qualified (with self certification)</b>		\$ 14,732	\$ -	\$ -	\$ 14,732	5969	5253	356	360
<b>Total Aquatics</b>		\$ 60,694	\$ 55,081	\$ 141,284	\$ 257,059	29054	24219	2249	2586

PROJECT PLAN  
YOUTH SPORT PARTNERSHIP



Attachment 13: Detail Aquatics

DOCUMENT NO.: LA28-006 Rev  
FISCAL YEAR: 2025/2026

26 (6/1/25 - 5/31/26)

AQUATICS - Non Pre-qualified (w/ self certification) Enrollment Totals					
Facility	Address	Estimated \$ Swim Lessons	Estimated \$ Swim Team	Estimated \$ - Dive, Synchro, Water Polo Teams	Estimated Total Swim Lessons + Sports Teams
		\$33.33	\$ 247	\$ 247	
1 Cheviot Hills Pool	2693 Motor Ave., Los Angeles, CA 90064	\$ 10,232	\$ 1,976	\$ 247	\$ 12,455
2 Cleveland Pool	8120 Vanalden Ave., Reseda, CA 91335	\$ 26,564	\$ 8,892	\$ 22,230	\$ 57,686
3 Griffith Park Pool	3401 Riverside Dr., Los Angeles, CA	\$ -	\$ -	\$ -	\$ -
4 LACES Pool	5931 W. 18th St., Los Angeles, CA 90035	\$ 34,863	\$ 19,513	\$ 31,122	\$ 85,498
5 Mar Vista Pool	11655 Palms Blvd., Los Angeles, CA	\$ 9,032	\$ 5,187	\$ 247	\$ 14,466
6 Northridge Pool	10058 Reseda Blvd., Northridge, CA	\$ 8,899	\$ 6,916	\$ 988	\$ 16,803
7 Pan Pacific Park Pool	141 S. Gardner St., Los Angeles, CA	\$ 11,299	\$ 4,693	\$ 247	\$ 16,239
8 Peck Park Pool	560 N. Western Ave., San Pedro, CA	\$ -	\$ -	\$ -	\$ -
9 Rustic Canyon Pool	601 Latimer Rd., Pacific Palisades, CA	\$ -	\$ -	\$ -	\$ -
10 Stoner Park Pool	1835 Stoner Ave., Los Angeles, CA 90025	\$ 6,866	\$ 988	\$ -	\$ 7,854
11 Van Nuys Sherman Oaks Pool	14021 Huston St., Van Nuys, CA 91423	\$ 19,465	\$ 12,844	\$ 15,808	\$ 48,117
12 Venice High School Indoor Pool	2490 Walgrove Ave., Los Angeles, CA	\$ -	\$ -	\$ -	\$ -
13 Westchester Pool	9100 Lincoln Blvd., Los Angeles, CA	\$ 7,233	\$ 2,470	\$ 247	\$ 9,950
14 Westwood Pool	1350 Sepulveda Blvd., Los Angeles, CA	\$ 15,065	\$ 11,609	\$ 9,139	\$ 35,813
15 Woodland Hills Pool	5858 Shoup Ave., Woodland Hills, CA	\$ 11,232	\$ 6,916	\$ 5,928	\$ 24,076
16 Yosemite Pool	1840 Yosemite Dr., Los Angeles, CA	\$ 14,332	\$ 5,928	\$ 2,717	\$ 22,977
<b>Subtotal Aquatics - Non pre-qualified (with self certification)</b>		\$ 175,082	\$ 87,932	\$ 88,920	\$ 351,934
<b>Total Aquatics</b>		\$ 807,219	\$ 555,503	\$ 638,742	\$ 2,001,464

**PROJECT PLAN  
YOUTH SPORT PARTNERSHIP**



**Attachment 14: Aquatics Activity**

**DOCUMENT NO.:**  
**FISCAL YEAR:**

LA28-006 Rev  
2025/2026

	AQUATICS - Pre-qualified	CLASSES		TEAMS					Grand Total	
		Swim Lessons	Total Swim Lessons	Swim	Dive	Artistic Swim	Aquatics Fitness	Water Polo		Total Teams
1	109th Pool	182	182	15	14	8	-	-	37	219
2	Algin Sutton Pool	465	465	19	2	-	-	4	25	490
3	Banning Pool	683	683	134	23	16	-	57	230	913
4	Celes King III Pool	1,369	1,369	318	87	119	385	203	1,112	2,481
5	Central Pool	320	320	5	-	-	-	-	5	325
6	Costello Pool	-	-	-	-	-	-	-	-	-
7	Downey Pool	105	105	-	-	-	-	-	-	105
8	Echo Deep Pool	1,240	1,240	196	45	65	-	75	381	1,621
9	EG Roberts Pool	711	711	58	20	14	-	37	129	840
10	Fernangeles Pool	508	508	12	-	-	-	-	12	520
11	Fremont Pool	-	-	-	-	-	-	-	-	-
12	Glassell Pool	1,031	1,031	70	-	33	26	29	158	1,189
13	Granada Hills Pool	-	-	-	-	-	-	-	-	-
14	Green Meadows Pool	265	265	21	-	-	-	-	21	286
15	Harbor Pool	455	455	10	-	1	-	-	11	466
16	Hey Rookie Pool	436	436	60	-	10	29	25	124	560
17	Highland Pool	328	328	19	-	-	-	-	19	347
18	Hollywood Pool	614	614	86	24	7	-	48	165	779
19	Hubert Humphrey Pool	856	856	63	-	8	-	21	92	948
20	Jackie Tatum/Harvard Pool	114	114	6	-	-	-	-	6	120
21	John C. Argue Swim Stadium	2,069	2,069	147	36	29	-	179	391	2,460
22	Lanark Pool	340	340	23	23	7	-	-	53	393
23	Lincoln Pool	415	415	43	7	-	145	8	203	618
24	North Hollywood Pool	337	337	13	-	-	-	-	13	350
25	Pecan Pool	204	204	12	-	-	-	-	12	216
26	Reseda Pool	449	449	18	7	12	-	-	37	486
27	Richard Alatorre Pool	1,252	1,252	96	37	19	-	62	214	1,466
28	Ritchie Valens Pool	484	484	36	-	7	-	-	43	527
29	Roosevelt Pool	372	372	179	-	21	-	63	263	635
30	Ross Snyder Pool	264	264	5	-	-	-	-	5	269
31	Sepulveda Pool	431	431	12	-	11	-	-	23	454
32	South Park Pool	343	343	20	-	-	-	-	20	363
33	Sun Valley Pool	410	410	23	-	6	-	-	29	439
34	Sylmar Pool	549	549	20	-	14	-	-	34	583
35	Valley Plaza Pool	358	358	8	1	4	-	-	13	371
36	Van Ness Pool	1,007	1,007	146	55	19	-	19	239	1,246
37	Verdugo Hills Pool	-	-	-	-	-	-	-	-	-
	<b>Grand Total</b>	<b>18,966</b>	<b>18,966</b>	<b>1,893</b>	<b>381</b>	<b>430</b>	<b>585</b>	<b>830</b>	<b>4,119</b>	<b>23,085</b>

**AQUATICS TEAM SPORTS**

**Direct Costs - Aquatics team sports (per season)**

Line Item	Swim team	Dive	Artistic Swim	Water polo	Description
Trophy	\$15.00	\$15.00	\$15.00	\$15.00	All youth receive an item to recognize their participation. Teams that win 1st and 2nd place typically receive large trophies. Some sports participants receive medals and others may receive shirts.
Lifeguard Instructor (Coach)	\$122.00	\$122.00	\$122.00	\$122.00	Lifeguard that will be coaching the sport. (US level swim team, novice level dive/water polo/synchro. US level team requires longer workouts/training.)
Officials	\$30.00	\$30.00	\$30.00	\$30.00	The cost per official depends on the sport and background of the official (experience/certification). The cost can range between \$20 and \$40.
Pre & Post Season Event	\$20.00	\$20.00	\$20.00	\$20.00	Every quarter, facilities host opening and closing day events for each sport to generate excitement and acknowledge all kids participating in the program.
Uniform	\$60.00	\$60.00	\$60.00	\$60.00	All teams receive team shirt, swim suit, snorkel, swim cap once/season
<b>Total</b>	<b>\$247.00</b>	<b>\$247.00</b>	<b>\$247.00</b>	<b>\$247.00</b>	

**Equipment Costs - Year-round facility**

Equipment	Included in Previous Project Plans	FY 24/25 Project Plan	FY 25/26 Project Plan (This Request)
Colorado Timing System -Dolphin Starting Unit	\$5,000.00		\$5,000.00
Backstroke Flags 60' (Set 4)	\$541.76		\$541.76
Backstroke Flag Poles (Set 4)	\$1,799.80		
Coaches Stopwatch (Set) X2	\$120.00	\$150.00	\$120.00
Deck Timer Stopwatch (Set) X6	\$84.00	\$100.00	\$84.00
Stretch Cords W/ Paddles (Set) X20	\$1,090.00		\$200.00
Stretch Cords (Set) X40	\$640.00		\$200.00
Long/Short Belts (Set) X20	\$1,250.00		\$200.00
Jump Ropes (Set Of 36)	\$180.00		\$200.00
Drag Chutes (Set) X20	\$800.00		\$800.00
Medicine Balls (20)	\$1,000.00	\$1,500.00	\$1,000.00
Hanging Workout Mats (20)	\$1,000.00	\$1,000.00	\$1,000.00
Swim Paddles(Set Of 40)	\$680.00	\$1,000.00	\$680.00
Short/Long Fins (Set Of 40)	\$1,280.00	\$1,500.00	\$1,280.00
Delfina Custom Water Polo Caps	\$900.00		\$900.00
Water Polo Cap Ring	\$60.00		\$60.00
Sport Double Sided Dry Erase Clipboard	\$72.00		\$120.00
Mikasa Men'S Heavyweight Training Ball	\$200.00		
Mikasa Men'S Heavyweight Training Ball	\$200.00		
Mikasa Men'S Heavyweight Training Ball	\$200.00		\$200.00
Kap 7 Water Polo Ball Size 5	\$320.00		\$350.00
Kap 7 Water Polo Ball Size 4	\$320.00		\$350.00
Kap 7 Water Polo Ball Size 3	\$320.00		\$350.00
Kap 7 Water Polo Ball Size 2	\$300.00		\$350.00
Kap 7 Water Polo Ball Mini Trainer	\$200.00		\$350.00
Antiwave Flipfloat Floating Water Polo Goal	\$3,000.00		
Sniper Water Polo Shooting Sieve	\$400.00		\$250.00
Mikasa Shotmaker Rebounder	\$1,000.00		\$500.00
Portable Synchro Sound System	\$4,800.00		
Competitor Pacedlock, 15" Red Battery, Black Face	\$192.00	\$200.00	
Swim- Starting Units	\$2,500.00		
Laptops with Internets (x3)	\$6,000.00		
Folding Mats (x2)	\$800.00		\$800.00
Water Polo Cone Markers (20)	\$200.00		
Ball Pump (2)	\$60.00		
White Boards (Standing) (3)	\$2,100.00		
	\$39,609.56	\$5,450.00	\$15,885.76
x no. of facilities	14	18	25
Subtotal	554,534	98,100	397,144
Portable Starting Blocks Single Post (\$6500 per block X 16 blocks)			
Portable Timing System (6) total		\$72,000.00	\$72,000.00
<b>Total</b>	<b>\$554,533.84</b>	<b>\$170,100.00</b>	<b>\$469,144.00</b>

**Equipment Costs - Seasonal facility**

Equipment	Included in Previous Project Plans	FY 24/25 Project Plan	FY 25/26 Project Plan (This Request)
Power Start Starting Block (Set Of 2)	\$3,600.00		
Backstroke Flags 60' (Set 4)	\$541.76	\$541.76	\$500.00
Backstroke Flag Poles (Set 4)	\$1,799.80	\$1,799.80	\$1,800.00
Coaches Stopwatch (Set) X2	\$120.00	\$120.00	\$120.00
Deck Timer Stopwatch (Set)X 6	\$84.00		
Stretch Cords W/ Paddles (Set) 20	\$1,090.00		
Stretch Cords (Set) X40	\$640.00		
Long/Short Belts (Set) X20	\$1,250.00		
Jump Ropes (Set Of 36)	\$180.00		
Drag Chutes (Set) X20	\$800.00		
Medicine Balls (20)	\$1,000.00		
Hanging Workout Mats (20)	\$1,000.00	\$1,000.00	
Swim Paddles(Set Of 40)	\$680.00		
Short/Long Fins (Set Of 40)	\$1,280.00	\$1,280.00	
Competitor Pacedlock, 15" Red Battery, Black Face	\$192.00		\$200.00
Folding Mats (x2)	\$800		
Digital Pace Clock	\$2,000		
White Boards (Standing) (3)	\$2,100		\$200
	\$19,157.56	\$4,741.56	\$2,820.00
x no. of facilities	21	19	21
Subtotal	\$402,308.76	\$90,089.64	\$59,220.00
Portable Synchro Sound System	\$4,800.00		\$4,800.00
x no. of facilities	21		10
Subtotal	\$100,800.00		\$48,000.00
<b>Total</b>	<b>\$503,108.76</b>	<b>\$90,089.64</b>	<b>\$107,220.00</b>

## AQUATICS SWIM LESSONS

Direct Costs - Aquatics Class		
Line Item	Cost (Class -	Description
Class instructor	\$33.33	This consists of lifeguard instructor that will provide instruction for the swim lesson.
<b>Total</b>	<b>\$33.33</b>	

Extended Hours (Summer)									
	Hourly rate	No. of lessons	No. of hours	No. of staff	No. of days	No. of sessions	Total Cost/Pool for Extended Hours	No. of pools	Total Cost for Extended Hours
Lifeguard (Instructor)	\$23.70	4	0.75	1	10	4	\$2,844.00	37	\$105,228.00
Pool Manager I	\$27.76	4	0.75	1	10	4	\$3,331.20	37	\$123,254.40
Locker attendant	\$26.00	4	0.50	1	10	4	\$2,080.00	37	\$76,960.00
Locker attendant	\$26.00	4	0.50	1	10	4	\$2,080.00	37	\$76,960.00
Pool Clerk	\$26.03	4	0.75	1	10	4	\$3,123.60	37	\$115,573.20
Lifeguard	\$23.70	4	0.75	1	10	4	\$2,844.00	37	\$105,228.00
<b>Total</b>							<b>\$16,302.80</b>	<b>37</b>	<b>\$603,203.60</b>

Equipment Costs (per site, 37 pools for FY 25/26)				
Equipment	Included in Previous Project Plans	FY 23/24 Project Plan	FY 24/25 Project Plan	FY 25/26 Project Plan (This Request)
Kickboards (set of 10)	\$195.00	\$200.00	\$225.00	\$225.00
Pull buoys (set of 10)	\$142.50	\$150.00	\$175.00	
Swim noodles (set of 10)	\$38.20	\$50.00	\$75.00	
Dive rings/toys (set of 12)	\$36.75	\$100.00	\$125.00	\$50.00
Dive Animals sticks toys (set of 12)	\$35.70	\$100.00	\$125.00	\$50.00
Lincoln Swim Platform (set of 2)	\$600.00		\$900.00	
Swim Trainer (Set of 10)	\$200.00	\$200.00	\$225.00	
	<b>\$1,248.15</b>	<b>\$800.00</b>	<b>\$1,850.00</b>	<b>\$325.00</b>
x no. of facilities	35	35	37	37
<b>Total</b>	<b>\$ 43,685</b>	<b>\$ 28,000</b>	<b>\$ 68,450</b>	<b>\$ 12,025</b>

Personal Equipment Costs (per participant, 37 pools for FY 25/26)				
Personal Equipment	Included in Previous Project Plans	FY 23/24 Project Plan	FY 24/25 Project Plan	FY 25/26 Project Plan (This Request)
Goggles			\$18.00	\$15.00
Swim Cap			\$12.00	\$10.00
	<b>\$0.00</b>	<b>\$0.00</b>	<b>\$30.00</b>	<b>\$25.00</b>
x no. of participants			12,740	6,000
<b>Total</b>	<b>\$ -</b>	<b>\$ -</b>	<b>\$ 382,200</b>	<b>\$ 150,000</b>

**Surfing Program**

DIRECT COST									
	# PARTICIPANTS (per Quarter)	# PARTICIPANTS (per Year)	COST PER INSTRUCTOR/ COACH PER SITE	Duration	No. of Sites* (Sites vary by quarter)	TOTAL INSTRUCTOR COST (per Quarter)	TOTAL INSTRUCTOR COST (per Year)	COST PER PARTICIPANT	
Monday -Friday Instructors (\$45/hr X 2 coaches X 5 days X 5 hrs) (5 hrs instruction)		291	\$2,250	1 week/session x 8 sessions	4	\$72,000	\$72,000	\$247.42	Summer
Bus for transportation (\$800/day)		291		1 week/session x 8 sessions			\$32,000	\$109.97	Summer
Saturday/Sunday Instruction (\$45/hr X 2 Instructor X 2 days x 2 weeks x 5 hrs) (5 hrs instruction)		146	\$1,800	2 weeks/session X 3 sessions	2	\$10,800	\$21,600	\$147.95	Fall/Spring
	# PARTICIPANTS (per Quarter)	# PARTICIPANTS (per Year)	COST PER PARTICIPANT				TOTAL COST (per Year)	COST PER PARTICIPANT	
Post Season Event		437	\$20				\$8,740	\$20	
Instructor/Coach Uniform (**see detail below)							\$7,350		
Participant Uniform (**see detail below)							\$22,724		
<b>TOTALS</b>		<b>437</b>			<b>12</b>	<b>\$82,800</b>	<b>\$164,414</b>		

EQUIPMENT COST							
EQUIPMENT	Per Item Cost	Units Per Site	Equipment Cost Per Site	No. of Sites	Included in Previous Project Plans	FY 24/25 Project Plan	FY 25/26 Project Plan (This Request)
Foam Surf Boards 5 ft	\$200	5	\$1,000	5	\$10,740	\$12,000	
Foam Surf Boards 6 ft	\$210	5	\$1,050	5	\$11,340	\$12,600	
Foam Surf Boards 7 ft	\$360	5	\$1,800	5	\$19,740	\$21,600	
Foam Surf Boards 8 ft	\$440	5	\$2,200	10	\$23,940	\$26,400	\$22,000
Wet Suits Small	\$200	10	\$2,000	5	\$24,000		\$10,000
Wet Suits Medium	\$200	10	\$2,000	5	\$24,000		\$10,000
Wet Suits Large	\$200	10	\$2,000	5	\$24,000		\$10,000
Wet Suits XL	\$200	10	\$2,000	5	\$24,000		
Sun Screen	\$109	3	\$327	5	\$3,924	\$3,924	\$1,635
Bodyboard 44 inch	\$185	5	\$925	5	\$22,200		
Replacement Fins	\$20	10	\$500	4	\$2,400		\$2,000
Replacement Leash	\$30	10	\$300	5	\$3,600		\$1,500
First Aid Kits	\$250	1	\$250	4	\$1,200		\$1,000
Water Jugs	\$50	2	\$100	1	\$1,200		\$100
Sun Screen	\$109	3	\$327	5	\$3,924		
ADA Rolling Mat	\$2,600	1	\$2,600	5	\$31,200	\$31,200	
Hangers for Wetsuits	\$10	40	\$400	1	\$4,800		\$400
Rinse Kit Sprayer	\$610	2	\$1,220	2	\$1,800	\$14,640	\$2,440
Beach Games	\$500	1	\$500	4		\$6,000	\$2,000
Sand Toys	\$150	2	\$300	7		\$3,600	\$2,100
Paddle Boards	\$800	2	\$1,600	5		\$19,200	
Surf Skateboards	\$350	2	\$700	7		\$8,400	\$4,900
Dryland Equipment	\$700	1	\$700	5		\$8,400	\$3,500
Binoculars	\$250	1	\$250	6		\$3,000	\$1,500
Radios	\$250	1	\$250	8		\$3,000	\$2,000
Coaches Cam Go-Pro Action Training Kit	\$2,000	1	\$2,000	3		\$6,000	
Cannon DSL Action Training Camera	\$3,000	1	\$3,000	3		\$9,000	
Wet Suit Booties	\$80	8	\$640	5		\$7,680	
Magnetic Whiteboard	\$250	1	\$250	1			\$250
A-Frame Display Board/WhiteBoard	\$250	1	\$250	1			\$250
<b>Total Equipment</b>					<b>\$ 238,008</b>	<b>\$196,644</b>	<b>\$77,575</b>
<b>Total Cost</b>							<b>\$ 241,989</b>

***INSTRUCTOR/PARTICIPANT UNIFORM									
	Cost	Participant	Summer Coaches	Fall/Spring	Total Cost Summer	Total Cost Fall/Spring	Total (see line above)	Summer (Cost Per Participant) 291 participants	Fall/Spring (Cost Per Participant) 146 participants
Instructor - Rash Guards	\$30		30	20	\$900	\$600	\$1,500	\$3.09	\$4.11
Instructor - Shorts	\$35		30	20	\$1,050	\$700	\$1,750	\$3.61	\$4.79
Instructor - T Shirt	\$7		30	20	\$210	\$140	\$350	\$0.72	\$0.96
Instructor - Sweatshirt	\$25		30	20	\$750	\$500	\$1,250	\$2.58	\$3.42
Instructor - Boone Style	\$50		30	20	\$1,500	\$1,000	\$2,500	\$5.15	\$6.85
<b>Total</b>							<b>\$7,350</b>	<b>\$15.15</b>	<b>\$20.14</b>
Participant - Rash Guards	\$30	437			\$8,730	\$4,380	\$13,110	\$30.00	\$30.00
Participant - Hat	\$15	437			\$4,365	\$2,190	\$6,555	\$15.00	\$15.00
Participant - T Shirt	\$7	437			\$2,037	\$1,022	\$3,059	\$7.00	\$7.00
<b>Total</b>							<b>\$22,724</b>	<b>\$52.00</b>	<b>\$52.00</b>

## Attachment 18

Surfing (Summer) : List of Sites (53)				
Facility	Address	Region	CD	
1	109th Pool	1500 E. 109th St., Los Angeles, CA 90059	Pacific	15
2	Algin Sutton Pool	8800 S. Hoover St., Los Angeles, CA 90044	Pacific	8
3	Banning Pool	1450 N. Avalon Blvd., Wilmington, CA 90744	Pacific	15
4	Celes King III Pool	5001 Rodeo Rd, Los Angeles, CA 90016	Pacific	10
5	Central Pool	1357 East 22nd St., Los Angeles, CA 90011	Pacific	9
6	Cheviot Hills Pool	2693 Motor Ave., Los Angeles, CA 90064	Pacific	5
7	Cleveland Pool	8120 Vanalden Ave., Reseda, CA 91335	Valley	3
8	Costello Pool	3121 E. Olympic Blvd., Los Angeles, CA 90023	Metro	14
9	Downey Pool	1775 N. Spring St., Los Angeles, CA 90031	Metro	1
10	Echo Deep Pool	1419 Colton St., Los Angeles, CA 90026	Metro	1
11	EG Roberts Pool	4526 W. Pico Blvd., Los Angeles, CA 90019	Pacific	10
12	Fernangeles Pool	8851 Laurel Canyon Blvd, Sun Valley, CA 91352	Valley	6
13	Fremont Pool	7630 Towne Ave., Los Angeles, CA 90003	Pacific	9
14	Glassell Pool	3704 Verdugo Rd., Los Angeles, CA 90065	Metro	1
15	Granada Hills Pool	16730 Chatsworth St., Granada Hills, CA 91344	Valley	12
16	Green Meadows Pool	431 E. 89th St., Los Angeles, CA 90003	Pacific	9
17	Griffith Park Pool	3401 Riverside Dr., Los Angeles, CA 90027	Metro	4
18	Harbor Pool	1221 N. Figueroa Pl., Wilmington, CA 90744	Pacific	15
19	Hey Rookie Pool	3601 S. Gaffey St., San Pedro, CA 90731	Pacific	15
20	Highland Pool	6150 N. Piedmont Avenue, Los Angeles, CA 90042	Metro	1
21	Hollywood Pool	1122 Cole Ave., Los Angeles, CA 90038	Pacific	13
22	Hubert Humphrey Pool	12560 Filmore St., Pacoima, CA 91331	Valley	7
23	Jackie Tatum/Harvard Pool	6120 Denker St., Los Angeles, CA 90047	Pacific	8
24	John C. Argue Swim Stadium	3980 Bill Robertson Lane, Los Angeles, CA 90037	Expo	9
25	LACES Pool	5931 W. 18th St., Los Angeles, CA 90035	Pacific	10
26	Lanark Pool	21817 Strathern St., Canoga Park, CA 91304	Valley	3
27	Lincoln Pool	3501 Valley Blvd, Los Angeles, CA 90031	Metro	1
28	Mar Vista Pool	11655 Palms Blvd., Los Angeles, CA 90066	Pacific	11
29	North Hollywood Pool	5301 Tujunga Ave., North Hollywood, CA 91601	Valley	2
30	Northridge Pool	10058 Reseda Blvd., Northridge, CA 91324	Valley	12
31	Pan Pacific Park Pool	141 S. Gardner St., Los Angeles, CA 90036	Pacific	4
32	Pecan Pool	120 S. Gless St., Los Angeles, CA 90033	Metro	14
33	Peck Park Pool	560 N. Western Ave., San Pedro, CA 90732	Pacific	15
34	Reseda Pool	18411 Victory Blvd, Reseda, CA 91335	Valley	3
35	Richard Alatorre Pool	4721 Klamath St., Los Angeles, CA 90032	Metro	14
36	Ritchie Valens Pool	10731 Laurel Canyon Blvd., Pacoima, CA 91331	Valley	7
37	Roosevelt Pool	456 S. Mathews St., Los Angeles, CA 90033	Metro	14
38	Ross Snyder Pool	1501 East 41st St., Los Angeles, CA 90011	Pacific	9
39	Rustic Canyon Pool	601 Latimer Rd., Pacific Palisades, CA 90402	Pacific	11
40	Sepulveda Pool	8737 Kester Ave., Panorama City, CA 91402	Valley	6
41	South Park Pool	345 East 51st St., Los Angeles, CA 90011	Pacific	9
42	Stoner Park Pool	1835 Stoner Ave., Los Angeles, CA 90025	Pacific	11
43	Sun Valley Pool	8123 Vineland Ave., Sun Valley, CA 91352	Valley	6
44	Sylmar Pool	13109 Borden Ave, Los Angeles, CA 91342	Valley	7
45	Valley Plaza Pool	6715 Laurelgrove Ave., North Hollywood, CA 91606	Valley	2
46	Van Ness Pool	5720 2nd Avenue, Los Angeles, CA 90043	Pacific	2
47	Van Nuys Sherman Oaks Pool	14021 Huston St., Van Nuys, CA 91423	Valley	4
48	Venice High School Indoor Pool	2490 Walgrove Ave., Los Angeles, CA 90066	Pacific	11
49	Verdugo Hills Pool	10654 Irma Ave., Tujunga, CA 91042	Valley	7
50	Westchester Pool	9100 Lincoln Blvd., Los Angeles, CA 90045	Pacific	11
51	Westwood Pool	1350 Sepulveda Blvd., Los Angeles, CA 90025	Pacific	5
52	Woodland Hills Pool	5858 Shoup Ave., Woodland Hills, CA 91367	Valley	3
53	Yosemite Pool	1840 Yosemite Dr., Los Angeles, CA 90041	Metro	14

Surfing (Fall/Spring) : List of Sites (24)				
Facility	Address	Region	CD	
1	Algin Sutton Pool	8800 S. Hoover St., Los Angeles, CA 90044	Pacific	8
2	Banning Pool	1450 N. Avalon Blvd., Wilmington, CA 90744	Pacific	15
3	Celes King III Pool	5001 Rodeo Rd, Los Angeles, CA 90016	Pacific	10
4	Cleveland Pool	8120 Vanalden Ave., Reseda, CA 91335	Valley	3
5	Dymally Pool	8800 San Pedro St., Los Angeles CA 90003	Pacific	9
6	Echo Deep Pool	1419 Colton St., Los Angeles, CA 90026	Metro	1
7	EG Roberts Pool	4526 W. Pico Blvd., Los Angeles, CA 90019	Pacific	10
8	Fremont Pool	7630 Towne Ave., Los Angeles, CA 90003	Pacific	9
9	Glassell Pool	3704 Verdugo Rd., Los Angeles, CA 90065	Metro	1
10	Granada Hills Pool	16730 Chatsworth St., Granada Hills, CA 91344	Valley	12
11	Hey Rookie Pool	3601 S. Gaffey St., San Pedro, CA 90731	Pacific	15
12	Hollywood Pool	1122 Cole Ave., Los Angeles, CA 90038	Pacific	13
13	Hubert Humphrey Pool	12560 Filmore St., Pacoima, CA 91331	Valley	7
14	John C. Argue Swim Stadium	3980 Bill Robertson Lane, Los Angeles, CA 90037	Expo	9
15	LACES Pool	5931 W. 18th St., Los Angeles, CA 90035	Pacific	10
16	Lincoln Pool	3501 Valley Blvd, Los Angeles, CA 90031	Metro	1
17	Peck Park Pool	560 N. Western Ave., San Pedro, CA 90732	Pacific	15
18	Richard Alatorre Pool	4721 Klamath St., Los Angeles, CA 90032	Metro	14
19	Roosevelt Pool	456 S. Mathews St., Los Angeles, CA 90033	Metro	14
20	Van Ness Pool	5720 2nd Avenue, Los Angeles, CA 90043	Pacific	2
21	Van Nuys Sherman Oaks Pool	14021 Huston St., Van Nuys, CA 91423	Valley	4
22	Venice High School Indoor Pool	2490 Walgrove Ave., Los Angeles, CA 90066	Pacific	11
23	Verdugo Hills Pool	10654 Irma Ave., Tujunga, CA 91042	Valley	7
24	Westwood Pool	1350 Sepulveda Blvd., Los Angeles, CA 90025	Pacific	5

USA Swim Team

DIRECT COST									
	NO. OF PARTICIPANTS (per team)	NO. OF PARTICIPANTS (per Year)	COST PER INSTRUCTOR/COACH PER SITE/PER QUARTER	Duration	No. of Sites* (Sites vary by quarter)	TOTAL COST (per Quarter)	TOTAL COST (per Year)	COST PER PARTICIPANT	
Instructors/Coaches (\$45/hr X 2 coaches X 5 days X 3 hrs X 8 weeks)			\$10,800	1 x Quarters	25	\$270,000	\$270,000	\$360.00	summer
Instructors/Coaches (\$45/hr X 2 coaches X 4 days X 3 hrs X 13 weeks)			\$14,040	3 x Quarters	25	\$351,000	\$1,053,000	\$468.00	fall/winter/spring
Swim Meets (\$45/hr X 2 Instructor/Coach X 8 hrs X 4 Meets)			\$2,880	4 Swim Meets/Events / quarter	25	\$72,000	\$72,000	\$96.00	summer
Swim Meets (\$45/hr X 2 Instructor/Coach X 8 hrs X 2 Meets)			\$1,440	2 Swim Meets/Events / quarter	25	\$36,000	\$108,000	\$48.00	fall/winter/spring
Clinic (\$45/hr x 2 Instructor/Coach x 8 hrs x 1 clinic)			\$720	1 swim clinics / quarter	25	\$72,000	\$288,000	\$96.00	
Bus Transportation			\$800/bus	4 swim meets		\$12,800	\$12,800	\$17.07	summer
Bus Transportation			\$800/bus	6 swim meets		\$6,400	\$19,200	\$8.53	fall/winter/spring
U.S. Swim membership			\$10				\$30,000	\$10.00	
Awards			\$15				\$45,000	\$15.00	
Meet officials						\$5,313	\$21,250	\$7.08	
Pre & Post season events			\$40				\$120,000	\$40.00	
Instructor/Coach Uniform (**see detail below)							\$6,072	\$2.02	
Participant Uniform (**see detail below)							\$486,000	\$162.00	
<b>TOTALS</b>	<b>8</b>	<b>3000</b>			<b>25</b>		<b>\$2,531,322</b>	<b>\$843.77</b>	

EQUIPMENT COST							
	Per Item Cost	Units Per Site	Equipment Cost Per Site	No. of Sites	Included in Previous Project Plans	FY 24/25 Project Plan	FY 25/26 Project Plan (This Request)
Kickboard	\$25	60	\$1,500	25	\$18,000	\$27,000	
Pull buoy	\$15	60	\$900	25	\$12,000	\$16,200	
Paddles	\$20	60	\$1,200	25	\$24,000	\$21,600	
Short Fins	\$48	60	\$2,880	25	\$33,600	\$51,840	
Finis tempo trainer	\$40	20	\$800	25			\$20,000
Fraid Knots	\$25	30	\$750	25			\$18,750
Training Education ( Videos/ Books)	\$150	4	\$600	25		\$10,800	\$15,000
<b>Total Equipment</b>					<b>\$87,600</b>	<b>\$127,440</b>	<b>\$53,750</b>

***INSTRUCTOR/PARTICIPANT UNIFORM				
	Per Item Cost	Units	Unit Cost	Total
Instructor - Polo Shirts	\$25	66	\$1,650	\$1,650
Instructor - Shorts	\$35	66	\$2,310	\$2,310
Instructor - T Shirt	\$7	66	\$462	\$462
Instructor - Sweatshirt	\$25	66	\$1,650	\$1,650
<b>Instructor - Total</b>	<b>\$92</b>		<b>\$6,072</b>	<b>\$6,072</b>
Participant - Swim Parka	\$130	1500	\$195,000	\$195,000
Participant - Team T-Shirt	\$7	1500	\$10,500	\$10,500
Participant - Swim Cap	\$12	1500	\$18,000	\$18,000
Participant - Swim Suit	\$60	1500	\$90,000	\$90,000
Participant - Goggles	\$15	1500	\$22,500	\$22,500
Participant - Swim Snorkel	\$35	1500	\$52,500	\$52,500
Participant - Team bag	\$65	1500	\$97,500	\$97,500
<b>Participant - Total</b>	<b>\$324</b>		<b>\$486,000</b>	<b>\$486,000</b>

<b>Total Cost</b>	<b>\$2,585,072</b>
-------------------	--------------------



**Attachment 20**

<b>USA Swim : List of Sites</b>			
<b>Facility</b>	<b>Address</b>	<b>Region</b>	<b>CD</b>
1 Algin Sutton Pool	8800 S. Hoover St., Los Angeles, CA 90044	Pacific	8
2 Banning Pool	1450 N. Avalon Blvd., Wilmington, CA 90744	Pacific	15
3 Celes King III Pool	5001 Rodeo Rd, Los Angeles, CA 90016	Pacific	10
4 Cleveland Pool	8120 Vanalden Ave., Reseda, CA 91335	Valley	3
5 Dymally Pool	8800 San Pedro St., Los Angeles CA 90003	Pacific	9
6 Echo Deep Pool	1419 Colton St., Los Angeles, CA 90026	Metro	1
7 EG Roberts Pool	4526 W. Pico Blvd., Los Angeles, CA 90019	Pacific	10
8 Fremont Pool	7630 Towne Ave., Los Angeles, CA 90003	Pacific	9
9 Glassell Pool	3704 Verdugo Rd., Los Angeles, CA 90065	Metro	1
10 Granada Hills Pool	16730 Chatsworth St., Granada Hills, CA 91344	Valley	12
11 Hey Rookie Pool	3601 S. Gaffey St., San Pedro, CA 90731	Pacific	15
12 Hollywood Pool	1122 Cole Ave., Los Angeles, CA 90038	Pacific	13
13 Hubert Humphrey Pool	12560 Filmore St., Pacoima, CA 91331	Valley	7
14 John C. Argue Swim Stadium	3980 Bill Robertson Lane, Los Angeles, CA 90037	Expo	9
15 LACES Pool	5931 W. 18th St., Los Angeles, CA 90035	Pacific	10
16 Lincoln Pool	3501 Valley Blvd, Los Angeles, CA 90031	Metro	1
17 Richard Alatorre Pool	4721 Klamath St., Los Angeles, CA 90032	Metro	14
18 Roosevelt Pool	456 S. Mathews St., Los Angeles, CA 90033	Metro	14
19 Van Ness Pool	5720 2nd Avenue, Los Angeles, CA 90043	Pacific	2
20 Van Nuys Sherman Oaks Pool	14021 Huston St., Van Nuys, CA 91423	Valley	4
21 Venice High School Indoor Pool	2490 Walgrove Ave., Los Angeles, CA 90066	Pacific	11
22 Verdugo Hills Pool	10654 Irma Ave., Tujunga, CA 91042	Valley	7
23 Westwood Pool	1350 Sepulveda Blvd., Los Angeles, CA 90025	Pacific	5
24 Woodland Hills Pool	5858 Shoup Ave., Woodland Hills, CA 91367	Valley	3
25 Yosemite Pool	1840 Yosemite Dr., Los Angeles, CA 90041	Metro	14

**Innertube Water Polo Program**

DIRECT COST								
	NO. OF PARTICIPANTS (per Quarter)	NO. OF PARTICIPANTS (per Year)	COST PER INSTRUCTOR/ COACH PER SITE	Duration	No. of Sites* (Sites vary by quarter)	TOTAL INSTRUCTOR COST (per Quarter)	TOTAL INSTRUCTOR COST (per Year)	COST PER PARTICIPANT
Monday-Friday Instructors (\$45/hr X 2 coaches X 5 days X 1 hrs)			\$450	8 weeks	9	\$32,400	\$32,400	\$180.00 Summer
Instructors (\$45/hr X 2 coaches X 4 days X 3 hrs) (2 hrs transport there and back)(1 hour vehicle pick up and drop off)			\$1,080	4 events	9	\$38,880	\$38,880	\$216.00 Summer
water polo meet (\$45/hr x 2 coaches x 4 meets x 8 hrs)			\$2,880	4 meets	9	\$25,920	\$25,920	\$144.00 Summer
	NO. OF PARTICIPANTS (per Quarter)	NO. OF PARTICIPANTS (per Year)	COST PER PARTICIPANT			TOTAL COST (per Quarter)	TOTAL INSTRUCTOR COST (per Year)	COST PER PARTICIPANT
Post Season Event-Summer		180	\$20				\$3,600	\$20
Instructor/Coach Uniform (**see detail below)							\$888	
Participant Uniform (**see detail below)							\$1,260	
<b>TOTALS</b>		180			9	\$97,200	\$102,948	

EQUIPMENT COST							
EQUIPMENT	# of Sites	Per Item Cost	Units Per Site	Equipment Cost Per Site	FY 24/25 Project Plan	FY 25/26 Project Plan (This Request)	
Kap7 Float Trainer	9	\$1,195	2	\$2,390	\$16,200	\$21,510	
Portable Water Polo Goals	9	\$2,600	2	\$5,200	\$46,800		
Water Polo Caps	9	\$40	24	\$960	\$8,640		
Water Polo Balls, Training	9	\$55	24	\$1,320	\$11,880		
Water Polo Ball, Junior	4	\$50	24	\$1,200	\$10,800	\$4,800	
Water Polo Ball, Intermediate	4	\$50	24	\$1,200	\$10,800	\$4,800	
Cones	9	\$12	6	\$72	\$648	\$648	
Digital Ball Pump	9	\$150	1	\$150		\$1,350	
<b>Total Equipment</b>					\$105,768	\$33,108	
<b>Total Cost</b>						\$136,056	

***INSTRUCTOR/PARTICIPANT UNIFORM									
	Cost	Participant	Summer Coaches	Fall/Winter/Spring	Total Cost Summer	Total Cost Fall/Winter/Spring	Total (see line above)	Summer (Cost Per Participant) 180 participants	Fall/Winter/Spring (Cost Per Participant) 0 participants
Instructor - T Shirt	\$7.00		24	0	\$168	\$0.00	\$168.00	\$0.93	\$0.00
Instructor - Rashguard	\$30.00		24	0	\$720	\$0.00	\$720.00	\$4.00	\$0.00
<b>Total</b>							\$888.00	\$4.93	\$0.00
Participant - T Shirt	\$7.00	180			\$1,260	\$0.00	\$1,260.00	\$7.00	\$0.00
<b>Total</b>							\$1,260.00	\$7.00	\$0.00

Attachment 22

Innertube Water Polo (Summer) : List of Sites			
	Facility	Address	Region CD
1	109th Pool	1500 E. 109th St., Los Angeles, CA 90059	Pacific 15
2	Central Pool	1357 East 22nd St., Los Angeles, CA 90011	Pacific 9
3	Cheviot Hills Pool	2693 Motor Ave., Los Angeles, CA 90064	Pacific 5
4	Costello Pool	3121 E. Olympic Blvd., Los Angeles, CA 90023	Metro 14
5	Downey Pool	1775 N. Spring St., Los Angeles, CA 90031	Metro 1
6	Fernangeles Pool	8851 Laurel Canyon Blvd, Sun Valley, CA 91352	Valley 6
7	Griffith Park Pool	3401 Riverside Dr., Los Angeles, CA 90027	Metro 4
8	Harbor Pool	1221 N. Figueroa Pl., Wilmington, CA 90744	Pacific 15
9	Highland Pool	6150 N. Piedmont Avenue, Los Angeles, CA 90042	Metro 1
10	Jackie Tatum/Harvard Pool	6120 Denker St., Los Angeles, CA 90047	Pacific 8
11	Lanark Pool	21817 Strathern St., Canoga Park, CA 91304	Valley 3
12	Mar Vista Pool	11655 Palms Blvd., Los Angeles, CA 90066	Pacific 11
13	North Hollywood Pool	5301 Tujunga Ave., North Hollywood, CA 91601	Valley 2
14	Northridge Pool	10058 Reseda Blvd., Northridge, CA 91324	Valley 12
15	Pan Pacific Park Pool	141 S. Gardner St., Los Angeles, CA 90036	Pacific 4
16	Pecan Pool	120 S. Gless St., Los Angeles, CA 90033	Metro 14
17	Reseda Pool	18411 Victory Blvd, Reseda, CA 91335	Valley 3
18	Ritchie Valens Pool	10731 Laurel Canyon Blvd., Pacoima, CA 91331	Valley 7
19	Ross Snyder Pool	1501 East 41st St., Los Angeles, CA 90011	Pacific 9
20	Rustic Canyon Pool	601 Latimer Rd., Pacific Palisades, CA 90402	Pacific 11
21	Sepulveda Pool	8737 Kester Ave., Panorama City, CA 91402	Valley 6
22	South Park Pool	345 East 51st St., Los Angeles, CA 90011	Pacific 9
23	Stoner Park Pool	1835 Stoner Ave., Los Angeles, CA 90025	Pacific 11
24	Sun Valley Pool	8123 Vineland Ave., Sun Valley, CA 91352	Valley 6
25	Sylmar Pool	13109 Borden Ave, Los Angeles, CA 91342	Valley 7
26	Valley Plaza Pool	6715 Laurelgrove Ave., North Hollywood, CA 91606	Valley 2
27	Westchester Pool	9100 Lincoln Blvd., Los Angeles, CA 90045	Pacific 11
28	Woodland Hills Pool	5858 Shoup Ave., Woodland Hills, CA 91367	Valley 3
29	Yosemite Pool	1840 Yosemite Dr., Los Angeles, CA 90041	Metro 14

## Small Craft Sports: Kayak/Standup Paddleboarding

DIRECT COST									
	NO. OF PARTICIPANTS (per Quarter)	NO. OF PARTICIPANTS (per Year)	COST PER INSTRUCTOR/COACH PER SITE	Duration	No. of Sites* (Sites vary by quarter)	TOTAL INSTRUCTOR COST (per Quarter)	TOTAL INSTRUCTOR COST (per Year)	COST PER PARTICIPANT	
Monday-Friday Instructors (\$45/hr X 2 coaches X 5 days X 2 weeks x 5 hrs) (5 hrs instruction)		90	\$4,500	2 week/session X 4 sessions	1	\$18,000	\$18,000	\$200	
Instructors (\$45/hr X 2 coaches X 10 days X 3 hrs) (2 hrs transport there and back)(1 hour vehicle pick up and drop off)		90	\$2,700	2 week/session X 4 sessions	1	\$10,800	\$10,800	\$120	
Saturday/Sunday Instruction (\$45/hr X 2 Instructor X 2 days x 3 weeks x 5 hrs) (5 hrs instruction)	30	90	\$2,700	6 days/session X 3 sessions	1	\$8,100	\$24,300	\$270	
Saturday/Sunday Instruction (\$45/hr X 2 Instructor X 6 days x 3 hrs) (2 hrs transport there and back) (1 hr vehicle pick up and drop off)	30	90	\$1,620	6 days/session X 3 sessions	1	\$4,860	\$14,580	\$162	
		180	\$20			\$0	\$3,600	\$20	
Instructor/Coach Uniform (**see detail below)								\$5,332	
Participant Uniform (**see detail below)								\$12,060	
<b>TOTAL</b>		180			12	\$41,760	\$88,672		

EQUIPMENT COST							
EQUIPMENT	# of Sites	Per Item Cost	Units Per Site	Equipment Cost Per Site	Included in Previous Project Plans	FY 24/25 Project Plan	FY 25/26 Project Plan (This Request)
Kayak	4	\$350	14	\$4,900.00	\$24,500		
Oars	4	\$50	28	\$1,400.00	\$7,000		
Life Jackets	4	\$80	15	\$1,200.00	\$6,000	\$6,000	
Helmets	4	\$75	15	\$1,125.00	\$5,625	\$5,625	
Straw hats (beginners)	4	\$25	15	\$375.00	\$1,875		
Kayak	2	\$1,000	12	\$12,000.00		\$60,000	\$24,000
Oars	2	\$100	30	\$3,000.00		\$15,000	\$6,000
Tandem Kayak	1	\$2,100	10	\$21,000.00		\$105,000	\$21,000
Water plugs	3	\$7	60	\$420.00		\$4,200	\$1,260
Kayak seats	2	\$85	30	\$2,550.00		\$12,750	\$5,100
Kayak accessory replacements	2	\$72	25	\$1,800.00		\$18,000	\$3,600
Kayak cart	4	\$150	3	\$450.00		\$9,000	\$1,800
Plastic boat repair kit	4	\$55	2	\$110.00		\$550	
Buoys	2	\$150	10	\$1,500.00		\$7,500	\$3,000
Rope	2	\$50	10	\$500.00		\$5,000	\$1,000
Rope and anchor kit	2	\$50	15	\$750.00		\$7,500	\$1,500
GoPro camera	4	\$500	2	\$1,000.00		\$5,000	
GoPro accessories kit	4	\$50	2	\$100.00		\$500	
Stand-up paddleboard	2	\$730	\$14	\$10,220.00		\$20,440	
Stand-up paddleboard oars	2	\$250	\$28	\$7,000.00		\$14,000	
Life jacket,(S-XXL)	2	\$28	\$50	\$1,400.00		\$2,800	
Sunscreen with Pump	2	\$157	\$4	\$628.00		\$3,768	\$1,256
Wetsuit, (XS-XXL)	2	\$200	\$10	\$2,000.00		\$24,000	\$4,000
First aid kit	2	\$250	\$2	\$500.00		\$500	\$1,000
Water Jug	2	\$73	\$2	\$146.00		\$292	\$292
Hangers for wetsuits	2	\$15	\$20	\$300.00		\$1,800	
Rinse kit sprayer	2	\$610	\$1	\$610.00		\$2,440	\$1,220
<b>Total Equipment</b>					\$44,775	\$333,540	\$76,028
<b>Total Cost</b>							\$164,700

***INSTRUCTOR/PARTICIPANT UNIFORM									
	Cost	Participant	Summer Coaches	Fall/Winter/Spring	Total Cost Summer	Total Cost Fall/Winter/Spring	Total (see line above)	Summer (Cost Per Participant) 90 participants	Fall/Winter/Spring (Cost Per Participant) 90 participants
Instructor - T Shirt	\$7		30	56	\$210	\$392	\$602	\$2.33	\$4.36
Instructor - Shorts	\$25		30	56	\$750	\$1,400	\$2,150	\$8.33	\$15.56
Instructor - Rash Guard	\$30		30	56	\$900	\$1,680	\$2,580	\$10.00	\$18.67
<b>Total</b>							\$5,332	\$20.67	\$38.58
Participant - Rash guard	\$30	180			\$2,700	\$2,700	\$5,400	\$30.00	\$30.00
Participant - T Shirt	\$7	180			\$630	\$630	\$1,260	\$7.00	\$7.00
Participant- Hat	\$30	180			\$2,700	\$2,700	\$5,400	\$30.00	\$30.00
<b>Total</b>							\$12,060	\$67.00	\$67.00

## Attachment 24

Small Craft Sports : List of Sites			
	Facility	Address	Region CD
1	109th Pool	1500 E. 109th St., Los Angeles, CA 90059	Pacific 15
2	Algin Sutton Pool	8800 S. Hoover St., Los Angeles, CA 90044	Pacific 8
3	Banning Pool	1450 N. Avalon Blvd., Wilmington, CA 90744	Pacific 15
4	Cabrillo Beach	3720 Stephen M White Dr., San Pedro CA 90731	Pacific 15
5	Celes King III Pool	5001 Rodeo Rd, Los Angeles, CA 90016	Pacific 10
6	Central Pool	1357 East 22nd St., Los Angeles, CA 90011	Pacific 9
7	Cheviot Hills Pool	2693 Motor Ave., Los Angeles, CA 90064	Pacific 5
8	Cleveland Pool	8120 Vanalden Ave., Reseda, CA 91335	Valley 3
9	Costello Pool	3121 E. Olympic Blvd., Los Angeles, CA 90023	Metro 14
10	Downey Pool	1775 N. Spring St., Los Angeles, CA 90031	Metro 1
11	Echo Deep Pool	1419 Colton St., Los Angeles, CA 90026	Metro 1
12	EG Roberts Pool	4526 W. Pico Blvd., Los Angeles, CA 90019	Pacific 10
13	Fernangeles Pool	8851 Laurel Canyon Blvd, Sun Valley, CA 91352	Valley 6
14	Fremont Pool	7630 Towne Ave., Los Angeles, CA 90003	Pacific 9
15	Glassell Pool	3704 Verdugo Rd., Los Angeles, CA 90065	Metro 1
16	Granada Hills Pool	16730 Chatsworth St., Granada Hills, CA 91344	Valley 12
17	Green Meadows Pool	431 E. 89th St., Los Angeles, CA 90003	Pacific 9
18	Griffith Park Pool	3401 Riverside Dr., Los Angeles, CA 90027	Metro 4
19	Hansen Dam	11798 Foothill Blvd., Lake View Terrace CA 91342	Valley 7
20	Harbor Pool	1221 N. Figueroa Pl., Wilmington, CA 90744	Pacific 15
21	Hey Rookie Pool	3601 S. Gaffey St., San Pedro, CA 90731	Pacific 15
22	Highland Pool	6150 N. Piedmont Avenue, Los Angeles, CA 90042	Metro 1
23	Hollywood Pool	1122 Cole Ave., Los Angeles, CA 90038	Pacific 13
24	Hubert Humphrey Pool	12560 Filmore St., Pacoima, CA 91331	Valley 7
25	Jackie Tatum/Harvard Pool	6120 Denker St., Los Angeles, CA 90047	Pacific 8
26	John C. Argue Swim Stadium	3980 Bill Robertson Lane, Los Angeles, CA 90037	Expo 9
27	LACES Pool	5931 W. 18th St., Los Angeles, CA 90035	Pacific 10
28	Lanark Pool	21817 Strathern St., Canoga Park, CA 91304	Valley 3
29	Lincoln Pool	3501 Valley Blvd, Los Angeles, CA 90031	Metro 1
30	Mar Vista Pool	11655 Palms Blvd., Los Angeles, CA 90066	Pacific 11
31	North Hollywood Pool	5301 Tujunga Ave., North Hollywood, CA 91601	Valley 2
32	Northridge Pool	10058 Reseda Blvd., Northridge, CA 91324	Valley 12
33	Pan Pacific Park Pool	141 S. Gardner St., Los Angeles, CA 90036	Pacific 4
34	Pecan Pool	120 S. Gless St., Los Angeles, CA 90033	Metro 14
35	Peck Park Pool	560 N. Western Ave., San Pedro, CA 90732	Pacific 15
36	Reseda Pool	18411 Victory Blvd, Reseda, CA 91335	Valley 3
37	Richard Alatorre Pool	4721 Klamath St., Los Angeles, CA 90032	Metro 14
38	Ritchie Valens Pool	10731 Laurel Canyon Blvd., Pacoima, CA 91331	Valley 7
39	Roosevelt Pool	456 S. Mathews St., Los Angeles, CA 90033	Metro 14
40	Ross Snyder Pool	1501 East 41st St., Los Angeles, CA 90011	Pacific 9
41	Rustic Canyon Pool	601 Latimer Rd., Pacific Palisades, CA 90402	Pacific 11
42	Sepulveda Pool	8737 Kester Ave., Panorama City, CA 91402	Valley 6
43	South Park Pool	345 East 51st St., Los Angeles, CA 90011	Pacific 9
44	Stoner Park Pool	1835 Stoner Ave., Los Angeles, CA 90025	Pacific 11
45	Sun Valley Pool	8123 Vineland Ave., Sun Valley, CA 91352	Valley 6
46	Sylmar Pool	13109 Borden Ave, Los Angeles, CA 91342	Valley 7
47	Valley Plaza Pool	6715 Laurelgrove Ave., North Hollywood, CA 91606	Valley 2
48	Van Ness Pool	5720 2nd Avenue, Los Angeles, CA 90043	Pacific 2
49	Van Nuys Sherman Oaks Pool	14021 Huston St., Van Nuys, CA 91423	Valley 4
50	Venice High School Indoor Pool	2490 Walgrove Ave., Los Angeles, CA 90066	Pacific 11
51	Verdugo Hills Pool	10654 Irma Ave., Tujunga, CA 91042	Valley 7
52	Westchester Pool	9100 Lincoln Blvd., Los Angeles, CA 90045	Pacific 11
53	Westwood Pool	1350 Sepulveda Blvd., Los Angeles, CA 90025	Pacific 5
54	Woodland Hills Pool	5858 Shoup Ave., Woodland Hills, CA 91367	Valley 3
55	Yosemite Pool	1840 Yosemite Dr., Los Angeles, CA 90041	Metro 14

**Surf Team Program**

DIRECT COST								
	NO. OF PARTICIPANTS (per Quarter)	NO. OF PARTICIPANTS (per Year)	COST PER INSTRUCTOR/COACH PER SITE	Duration	No. of Sites* (Sites vary by quarter)	TOTAL INSTRUCTOR COST (per Quarter)	TOTAL INSTRUCTOR COST (per Year)	COST PER PARTICIPANT
Monday -Friday Instructors (\$45/hr X 2 coaches X 5 days x 8 weeks X 4 hrs) (4 hrs instruction)	80	80	\$14,400	8 week/session X 1 session	2	\$28,800	\$28,800	\$360 Summer
Bus for transportation (\$800/day)				8 week/session X 1 session			\$32,000	\$400 Summer
Saturday/Sunday Instruction (\$45/hr X 2 Instructor X 2 days x 4 weeks x 4 hrs) ( 4 hrs instruction)	10	20	\$2,880	4 weeks/session X 2 sessions	1	\$5,760	\$11,520	\$576 Fall/Spring

	NO. OF PARTICIPANTS (per Quarter)	NO. OF PARTICIPANTS (per Year)	COST PER PARTICIPANT			TOTAL COST (per Quarter)	TOTAL COST (per Year)	COST PER PARTICIPANT
Post Season Event-Summer	80	80	\$25			\$2,000	\$2,000	\$25 Summer
Post Season Event- Fall/Spring	10	20	\$25			\$250	\$500	\$25 Fall/Spring
Instructor/Coach Uniform (**see detail below)							\$3,492	
Participant Uniform (**see detail below)							\$5,200	
<b>TOTALS</b>		100			6	\$36,810	\$83,512	

EQUIPMENT COST							
EQUIPMENT	Per Item Cost	Units Per Site	Equipment Cost Per Site	No. of Sites	FY 24/25 Project Plan	FY 25/26 Project Plan (This Request)	
High Performance Surf Boards (variety)	\$1,500.00	2	\$3,000.00	2	\$30,000.00	\$6,000.00	
Replacement Fins	\$150.00	10	\$1,500.00	4	\$6,000.00		
Replacement Leash	\$30.00	10	\$300.00	4	\$1,200.00		
First Aid Kits	\$250.00	1	\$250.00	2	\$1,000.00	\$500.00	
Surf board padded cover	\$350.00	5	\$1,750.00	2	\$7,000.00	\$3,500.00	
Water Jugs	\$50.00	2	\$100.00	4	\$400.00	\$400.00	
Sun Screen	\$109.00	1	\$109.00	4	\$436.00	\$436.00	
Surf Wax	\$15.00	20	\$300.00	2	\$1,200.00	\$600.00	
Rinse Kit Sprayer	\$610.00	2	\$1,220.00	2	\$4,880.00	\$2,440.00	
Balance Boards	\$250.00	5	\$1,250.00	2	\$5,000.00	\$2,500.00	
Surf Boards	\$1,500.00	5	\$7,500.00	4	\$30,000.00		
Paddle Boards	\$800.00	2	\$1,600.00	4	\$6,400.00		
Surf Skateboards	\$350.00	4	\$1,400.00	4	\$5,600.00		
Dryland equipment	\$700.00	2	\$1,400.00	4	\$5,600.00		
Solo shot Action training kit	\$2,000.00	2	\$4,000.00	4	\$16,000.00		
Wet Suit booties	\$80.00	2	\$160.00	4	\$640.00		
<b>Total Equipment</b>					\$ 121,356	\$ 16,376	

***INSTRUCTOR/PARTICIPANT UNIFORM									
	Cost	Participant	Summer Coaches	Fall/Spring	Total Cost Summer	Total Cost Fall/Spring	Total (see line above)	Summer (Cost Per Participant) 80 participants	Fall/Winter/Spring (Cost Per Participant) 20 participants
Instructor - Rash Guards	\$30		24	12	\$720	\$360	\$1,080	\$9.00	\$18.00
Instructor - Shorts	\$35		24	12	\$840	\$420	\$1,260	\$10.50	\$21.00
Instructor - T Shirt	\$7		24	12	\$168	\$84	\$252	\$2.10	\$4.20
Instructor - Sweatshirt	\$25		24	12	\$600	\$300	\$900	\$7.50	\$15.00
<b>Total</b>							\$3,492	\$29.10	\$58.20
Participant - Rash Guards	\$30	100			\$2,400	\$600	\$3,000	\$30.00	\$30.00
Participant - Hat	\$15	100			\$1,200	\$300	\$1,500	\$15.00	\$15.00
Participant - T Shirt	\$7	100			\$560	\$140.00	\$700.00	\$7.00	\$7.00
<b>Total</b>							\$5,200	\$52.00	\$52.00

<b>Total Cost</b>							\$ 99,888
-------------------	--	--	--	--	--	--	-----------

## Attachment 26

Surf Team : List of Sites				
	Facility	Address	Region	CD
1	109th Pool	1500 E. 109th St., Los Angeles, CA 90059	Pacific	15
2	Algin Sutton Pool	8800 S. Hoover St., Los Angeles, CA 90044	Pacific	8
3	Banning Pool	1450 N. Avalon Blvd., Wilmington, CA 90744	Pacific	15
4	Celes King III Pool	5001 Rodeo Rd, Los Angeles, CA 90016	Pacific	10
5	Central Pool	1357 East 22nd St., Los Angeles, CA 90011	Pacific	9
6	Cheviot Hills Pool	2693 Motor Ave., Los Angeles, CA 90064	Pacific	5
7	Cleveland Pool	8120 Vanalden Ave., Reseda, CA 91335	Valley	3
8	Costello Pool	3121 E. Olympic Blvd., Los Angeles, CA 90023	Metro	14
9	Downey Pool	1775 N. Spring St., Los Angeles, CA 90031	Metro	1
10	Echo Deep Pool	1419 Colton St., Los Angeles, CA 90026	Metro	1
11	EG Roberts Pool	4526 W. Pico Blvd., Los Angeles, CA 90019	Pacific	10
12	Fernangeles Pool	8851 Laurel Canyon Blvd, Sun Valley, CA 91352	Valley	6
13	Fremont Pool	7630 Towne Ave., Los Angeles, CA 90003	Pacific	9
14	Glassell Pool	3704 Verdugo Rd., Los Angeles, CA 90065	Metro	1
15	Granada Hills Pool	16730 Chatsworth St., Granada Hills, CA 91344	Valley	12
16	Green Meadows Pool	431 E. 89th St., Los Angeles, CA 90003	Pacific	9
17	Griffith Park Pool	3401 Riverside Dr., Los Angeles, CA 90027	Metro	4
18	Harbor Pool	1221 N. Figueroa Pl., Wilmington, CA 90744	Pacific	15
19	Hey Rookie Pool	3601 S. Gaffey St., San Pedro, CA 90731	Pacific	15
20	Highland Pool	6150 N. Piedmont Avenue, Los Angeles, CA 90042	Metro	1
21	Hollywood Pool	1122 Cole Ave., Los Angeles, CA 90038	Pacific	13
22	Hubert Humphrey Pool	12560 Filmore St., Pacoima, CA 91331	Valley	7
23	Jackie Tatum/Harvard Pool	6120 Denker St., Los Angeles, CA 90047	Pacific	8
24	John C. Argue Swim Stadium	3980 Bill Robertson Lane, Los Angeles, CA 90037	Expo	9
25	LACES Pool	5931 W. 18th St., Los Angeles, CA 90035	Pacific	10
26	Lanark Pool	21817 Strathern St., Canoga Park, CA 91304	Valley	3
27	Lincoln Pool	3501 Valley Blvd, Los Angeles, CA 90031	Metro	1
28	Mar Vista Pool	11655 Palms Blvd., Los Angeles, CA 90066	Pacific	11
29	North Hollywood Pool	5301 Tujunga Ave., North Hollywood, CA 91601	Valley	2
30	Northridge Pool	10058 Reseda Blvd., Northridge, CA 91324	Valley	12
31	Pan Pacific Park Pool	141 S. Gardner St., Los Angeles, CA 90036	Pacific	4
32	Pecan Pool	120 S. Gless St., Los Angeles, CA 90033	Metro	14
33	Peck Park Pool	560 N. Western Ave., San Pedro, CA 90732	Pacific	15
34	Reseda Pool	18411 Victory Blvd, Reseda, CA 91335	Valley	3
35	Richard Alatorre Pool	4721 Klamath St., Los Angeles, CA 90032	Metro	14
36	Ritchie Valens Pool	10731 Laurel Canyon Blvd., Pacoima, CA 91331	Valley	7
37	Roosevelt Pool	456 S. Mathews St., Los Angeles, CA 90033	Metro	14
38	Ross Snyder Pool	1501 East 41st St., Los Angeles, CA 90011	Pacific	9
39	Rustic Canyon Pool	601 Latimer Rd., Pacific Palisades, CA 90402	Pacific	11
40	Sepulveda Pool	8737 Kester Ave., Panorama City, CA 91402	Valley	6
41	South Park Pool	345 East 51st St., Los Angeles, CA 90011	Pacific	9
42	Stoner Park Pool	1835 Stoner Ave., Los Angeles, CA 90025	Pacific	11
43	Sun Valley Pool	8123 Vineland Ave., Sun Valley, CA 91352	Valley	6
44	Sylmar Pool	13109 Borden Ave, Los Angeles, CA 91342	Valley	7
45	Valley Plaza Pool	6715 Laurelgrove Ave., North Hollywood, CA 91606	Valley	2
46	Van Ness Pool	5720 2nd Avenue, Los Angeles, CA 90043	Pacific	2
47	Van Nuys Sherman Oaks Pool	14021 Huston St., Van Nuys, CA 91423	Valley	4
48	Venice High School Indoor Pool	2490 Walgrove Ave., Los Angeles, CA 90066	Pacific	11
49	Verdugo Hills Pool	10654 Irma Ave., Tujunga, CA 91042	Valley	7
50	Westchester Pool	9100 Lincoln Blvd., Los Angeles, CA 90045	Pacific	11
51	Westwood Pool	1350 Sepulveda Blvd., Los Angeles, CA 90025	Pacific	5
52	Woodland Hills Pool	5858 Shoup Ave., Woodland Hills, CA 91367	Valley	3
53	Yosemite Pool	1840 Yosemite Dr., Los Angeles, CA 90041	Metro	14

**USA Water Polo**

DIRECT COST									
	NO. OF PARTICIPANTS (per team)	NO. OF PARTICIPANTS (per Year)	COST PER INSTRUCTOR/COACH PER SITE/PER QUARTER	Duration	No. of Sites* (Sites vary by quarter)	TOTAL COST (per Quarter)	TOTAL COST (per Year)	COST PER PARTICIPANT	
Instructors/Coaches (\$45/hr X 2 coaches X 5 days X 3 hrs X 8 weeks)			\$10,800	1 x quarter	4	\$43,200	\$43,200	\$432.00	Summer
Instructors/Coaches (\$45/hr X 2 coaches X 4 days X 3 hrs X 13 weeks)			\$14,040	3 x quarter	4	\$56,160	\$168,480	\$561.60	Fall/Winter/Spring
Water Polo Tournaments (\$45/hr X 2 Instructor/Coach X 10 hrs X 2 Events)			\$1,800	2 x Water Polo Tournaments Events / quarter	4	\$3,600	\$10,800	\$36.00	Fall/Winter/Spring
Water Polo Tournaments (\$45/hr X 2 Instructor/Coach X 10 hrs X 4 Events)			\$3,600	4 x Water Polo Tournaments Events / quarter	4	\$14,400	\$14,400	\$144.00	Summer
Clinic (\$45/hr x 2 Instructor/Coach x 8 hrs x 1 clinic)			\$720	1 x Water Polo Clinics / quarter	4	\$11,520	\$46,080	\$115.20	
Water Polo Tournament Fees (\$800 fee x 5 age groups per site x 2 teams )			\$8,000	10 x Water Polo Tournaments Events / year	4	\$8,000	\$8,000	\$20.00	
U.S.A. Water Polo membership			\$40				\$16,000	\$40.00	
Awards			\$15				\$6,000	\$15.00	
Meet officials						\$3,825	\$15,300	\$38.25	
Pre & Post season events			\$40		4	\$4,000	\$16,000	\$40	
Instructor/Coach Uniform (***)see detail below)							\$2,208		
Participant Uniform (***)see detail below)							\$144,800		
<b>TOTALS</b>		<b>400</b>			<b>4</b>		<b>\$491,268</b>		

EQUIPMENT COST							
	Per Item Cost	Units Per Site	Equipment Cost Per Site	No. of Sites		FY 24/25 Project Plan	FY 25/26 Project Plan (This Request)
Water Polo Balls	\$50	20	\$1,000	4		\$20,000	\$4,000
Pull buoy	\$15	100	\$1,500	4		\$6,000	
Paddles	\$20	100	\$2,000	4		\$8,000	
Short Fins	\$60	100	\$6,000	4		\$11,200	
Portable Score Board/Shot clocks	\$12,000	1	\$12,000	4		\$48,000	
Weight belt ( various Sizes)	\$60	30	\$1,800	4		\$7,200	\$7,200
Gruge belt	\$50	10	\$500	4		\$2,000	\$2,000
Portable water polo goals	\$2,600	2	\$5,200	4		\$20,800	
Portable water polo course Lanelines and markers	\$3,000	1	\$3,000	2			\$6,000
Training Education ( Videos/ Books)	\$150	4	\$600	4		\$2,400	\$2,400
<b>Total Equipment</b>						<b>\$125,600</b>	<b>\$21,600</b>

***INSTRUCTOR/PARTICIPANT UNIFORM									
	Cost	Participant	Summer Coaches	Fall/Spring	Total Cost Summer	Total Cost Fall/Spring	Total (see line above)	Summer (Cost Per Participant) 100 participants	Fall/Spring (Cost Per Participant) 300 participants
Instructor - Polo Shirts	\$25		12	12	\$300	\$300	\$600	\$3.00	\$1.00
Instructor - Shorts	\$35		12	12	\$420	\$420	\$840	\$4.20	\$1.40
Instructor - T Shirt	\$7		12	12	\$84	\$84	\$168	\$0.84	\$0.28
Instructor - Sweatshirt	\$25		12	12	\$300	\$300	\$600	\$3.00	\$1.00
<b>Total</b>							<b>\$2,208</b>	<b>\$11.04</b>	<b>\$3.68</b>
Participant - Swim Suit	\$75	400			\$7,500	\$22,500	\$30,000	\$75.00	\$75.00
Participant - Water polo robe	\$120	400			\$12,000	\$36,000	\$48,000	\$120.00	\$120.00
Participant - T Shirt	\$7	400			\$700	\$2,100	\$2,800	\$7.00	\$7.00
Swim Cap	\$12	400			\$1,200	\$3,600	\$4,800	\$12.00	\$12.00
Goggles	\$18	400			\$1,800	\$5,400	\$7,200	\$18.00	\$18.00
training mat, jump rope, stretch cord	\$65	400			\$6,500	\$19,500	\$26,000	\$65.00	\$65.00
mesh bag	\$65	400			\$6,500	\$19,500	\$26,000	\$65.00	\$65.00
<b>Total</b>							<b>\$144,800</b>	<b>\$362.00</b>	<b>\$362.00</b>

<b>Total Cost</b>	<b>\$512,868</b>
-------------------	------------------



**Attachment 28**

<b>USA Water Polo : List of Sites</b>			
<b>Facility</b>	<b>Address</b>	<b>Region</b>	<b>CD</b>
1 Algin Sutton Pool	8800 S. Hoover St., Los Angeles, CA 90044	Pacific	8
2 Banning Pool	1450 N. Avalon Blvd., Wilmington, CA 90744	Pacific	15
3 Celes King III Pool	5001 Rodeo Rd, Los Angeles, CA 90016	Pacific	10
4 Cleveland Pool	8120 Vanalden Ave., Reseda, CA 91335	Valley	3
5 Dymally Pool	8800 San Pedro St., Los Angeles CA 90003	Pacific	9
6 Echo Deep Pool	1419 Colton St., Los Angeles, CA 90026	Metro	1
7 EG Roberts Pool	4526 W. Pico Blvd., Los Angeles, CA 90019	Pacific	10
8 Fremont Pool	7630 Towne Ave., Los Angeles, CA 90003	Pacific	9
9 Glassell Pool	3704 Verdugo Rd., Los Angeles, CA 90065	Metro	1
10 Granada Hills Pool	16730 Chatsworth St., Granada Hills, CA 91344	Valley	12
11 Hey Rookie Pool	3601 S. Gaffey St., San Pedro, CA 90731	Pacific	15
12 Hollywood Pool	1122 Cole Ave., Los Angeles, CA 90038	Pacific	13
13 Hubert Humphrey Pool	12560 Filmore St., Pacoima, CA 91331	Valley	7
14 John C. Argue Swim Stadium	3980 Bill Robertson Lane, Los Angeles, CA 90037	Expo	9
15 LACES Pool	5931 W. 18th St., Los Angeles, CA 90035	Pacific	10
16 Lincoln Pool	3501 Valley Blvd, Los Angeles, CA 90031	Metro	1
17 Peck Park Pool	560 N. Western Ave., San Pedro, CA 90732	Pacific	15
18 Richard Alatorre Pool	4721 Klamath St., Los Angeles, CA 90032	Metro	14
19 Roosevelt Pool	456 S. Mathews St., Los Angeles, CA 90033	Metro	14
20 Van Ness Pool	5720 2nd Avenue, Los Angeles, CA 90043	Pacific	2
21 Van Nuys Sherman Oaks Pool	14021 Huston St., Van Nuys, CA 91423	Valley	4
22 Venice High School Indoor Pool	2490 Walgrove Ave., Los Angeles, CA 90066	Pacific	11
23 Verdugo Hills Pool	10654 Irma Ave., Tujunga, CA 91042	Valley	7
24 Woodland Hills Pool	5858 Shoup Ave., Woodland Hills, CA 91367	Valley	3
25 Yosemite Pool	1840 Yosemite Dr., Los Angeles, CA 90041	Metro	14

**Archery**

**DIRECT COST**

		Estimated # Participants or Hours (per Quarter)	# of Sites	Item Cost	Total Cost (per Quarter)	Total Cost (per Year)	Unit Cost
		340					
Costs Calculated by Participation	Instructors Ratio 1 to 10 4 Hrs per week / 8 weeks	96	17	\$45	\$73,440	\$293,760	\$216
	Level 1 Instructor Certification Online Course (2 instructors/site/qtr)		17	40	\$1,360	\$5,440	\$4
	Tournaments					\$5,000	\$3.68
<b>Subtotal</b>						<b>\$304,200</b>	

**EQUIPMENT**

		# of Sites	Number of Sets per Site	Cost of Equipment	Included in Previous Project Plans	FY 25/26 Project Plan (This Request)
Costs Calculated by Number of Sites	Equipment	17	1	\$3,395	\$57,714	\$0

ITEM	PRICE \$
Practical Course: 12 Pack Whistle, Stretch Band and String Loop	\$5.95
USA Archery Recurve Bow Equipment Kit	\$3,199.00
Explore Archery Instructor's Guidebook	\$99.00
Explore Archery Achievement Awards Set	\$11.00
USA Archery Steps of Shooting Poster	\$50.00
USA Archery Range Safety Poster	\$30.00
Estimated Tax and Shipping	
<b>Total</b>	<b>\$3,394.95</b>

<b>Total Cost</b>	<b>\$304,200</b>
-------------------	------------------

**Attachment 30**

Archery : List of Sites				
	Facility	Address	Region	CD
1	Barrington RC	333 S. Barrington Ave, Los Angeles< CA 90049	West	11
2	Chattsworth RC	22360 Devonshire St., Chatsworth, 91311	Valley	12
3	David M. Gonzales/Pacoima R.C.	10943 Herrick Ave., Pacoima, CA 91331	Valley	7
4	Delano R.C.	15100 Erwin St., Van Nuys, CA 91411	Valley	6
5	Lanark R.C.	21816 Lanark St, Canoga Park, CA 91305	Valley	3
6	Lemon Grove R.C.	4959 Lemon Grove Ave, Los Angeles, CA 90029	Metro	13
7	Loren Miller R.C.	2717 Halldale Ave, Los Angeles, CA 90018	Pacific	8
8	North Hollywood R.C.	11430 Chandler Blvd, North Hollywood, CA 91601	Valley	2
9	Pan Pacific RC	7341 Willoughby Ave, Los Angeles, CA 90036	Metro	4
10	Ramon Garcia R.C.	1016 S. Fresno Street, Los Angeles, CA 90023	Metro	14
11	Rio de Los Angeles State Park	1900 N. San Fernando Rd, Los Angeles, CA 90065	Metro	1
12	St. Andrews R.C.	8701 Saint Andrews Place, Los Angeles, CA 90047	Pacific	8
13	Stonehurst R.C.	9901 Dronfield St., Sun Valley, CA 91352	Valley	7
14	Trinity R.C.	2415 Trinity St., Los Angeles, CA 90011	Pacific	9
15	Vineyard R.C.	2942 Vineyard Ave, Los Angeles, CA 90016	Pacific	10
16	Westwood RC	1350 Sepulveda Blvd. Los Angles, CA 90025	West	5
17	Wilmington R.C.	325 N. Neptune Ave., Wilmington, CA 90744	Pacific	15

**Climbing**

<b>COST</b>							
<b>ACTIVITIES</b>	<b>NO. OF PARTICIPANTS (5 per Site per Quarter X 9 Sites)</b>	<b>COST PER SITE PER WEEK</b>	<b>Duration</b>	<b>No. of Sites</b>	<b>TOTAL INSTRUCTOR COSTS(per Quarter)</b>	<b>TOTAL COSTS (per Year)</b>	<b>COST PER PARTICIPANT</b>
Cost per lesson			8 weeks	9			
Asst. Instructor - Transportation ( 3 Hours per class X \$19)	45	\$57	8 Weeks	9	\$4,104	\$16,416	\$91.20
Post Event						\$5,000	\$27.78
<b>TOTALS</b>	<b>45</b>				<b>\$4,104</b>	<b>\$21,416</b>	<b>\$118.98</b>

**Attachment 32**

<b>List of Sites : Climbing</b>				
	<b>Facility</b>	<b>Address</b>	<b>Region</b>	<b>CD</b>
1	Central RC	1357 East 22nd St., Los Angeles, CA 90011	Pacific	9
2	Harvard RC	1535 W. 62nd St., Los Angeles, CA 90047	Pacific	8
3	Lanark RC	21816 Lanark St, Canoga Park, CA 91305	Valley	3
4	Macarthur RC	2230 W. 6th St., Los Angeles, CA 90057	Metro	1
5	Pecan RC	127 South Pecan St., Los Angeles, CA 90033	Metro	14
6	Reseda RC	18411 Victory Blvd, Reseda, CA 91335	Valley	3
7	St. Andrews RC	8701 St. Andrews Place, Los Angeles, CA 90047	Pacific	8
8	Van Ness RC	5720 2nd Avenue, Los Angeles, CA 90043	Pacific	8
9	Van Nuys RC	14301 Vanowen St., Van Nuys, CA 91405	Valley	6

**Fencing**

DIRECT COST							
		Estimated # Participants or Hours (per Quarter)	# of Sites	Item Cost	Total Cost (per Quarter)	Total Cost (per Year)	Unit Cost
Costs Calculated by Participation		100					
	Instructors Ratio 1 to 10 4 Hrs per week / 8 weeks	64	5	\$45	\$14,400	\$57,600	\$144.00
	Level 1 Instructor Certification Online Course (2 instructors/site/qtr)		5	40	\$400	\$1,600	\$4.00
	Tournaments					\$5,000	\$12.50
<b>Subtotal</b>						<b>\$64,200</b>	<b>\$160.50</b>

PERSONAL EQUIPMENT						
		# of Sites	Number of Sets per Site	Cost of Equipment	FY 24/25 Project Plan	FY 25/26 Project Plan (this request)
Costs Calculated by Number of Sites	Personal Equipment	5	10	\$801	<b>\$80,109</b>	

ITEM	PRICE \$
Mens FIE Plastron Size Small	\$74.80
Unisex Padded Jacket Size Adult Meduim 38-41	\$116.45
SpartanStretch Breehes Size 30	\$101.15
Foil Lame Size 34 Right Hand	\$170.00
Standard Foil RH Size 5 Belgian Grip 2-Pin Socket	\$103.36
Two Pin Bodywire	\$28.05
Mask Wire	\$10.03
Advanced Gryptonite Foil / Epee Glove Size 7.5	\$40.00
Horizon Foil Mask Size Small	\$157.25
<b>Total</b>	<b>\$801.09</b>

<b>Total Cost</b>	<b>\$64,200</b>
-------------------	-----------------

**Attachment 34**

<b>Fencing : List of Sites</b>				
	<b>Facility</b>	<b>Address</b>	<b>Region</b>	<b>CD</b>
1	Cypress Park RC	2630 Pepper Ave., Los Angeles, CA 90065	Metro	1
2	Fernangeles RC	8851 Laurel Canyon Blvd, Sun Valley, CA 91352	Valley	6
3	Harbor City RC	24901 Frampton Ave, Harbor City, CA 90710	Pacific	15
4	Slauson RC	5306 S. Compton Ave., Los Angeles, CA 90011	Pacific	9
5	State Street RC	716 North State St., Los Angeles, CA 90033	Metro	14

**COMMUNITY SCHOOL PARKS (CSP)**

DIRECT COST							
Category	Estimated # Participants (per Quarter)	Estimated # Hours (per Quarter)	# of Sites	Item Cost	Total Cost (per Quarter)	Total Cost (per Year)	Unit Cost
Enrollments	300	0	15				
Instructors Ratio 1 to 10 4 Hrs per week / 8 weeks	20	64	15	\$45.00	\$43,200	\$172,800	\$144
<b>Total</b>					<b>\$43,200</b>	<b>\$172,800</b>	<b>\$144.00</b>

EQUIPMENT COST					
Cost of Equipment	No of sites			FY 24/25 Project Plan	FY 25/26 Project Plan (This Request)
Cost	\$10,480	5		\$104,800	\$52,400
<b>Total Equipment Costs</b>				<b>\$104,800</b>	<b>\$52,400</b>

ITEM	# OF UNITS	PRICE \$ PER UNIT	TOTAL COST
Basketballs	30	\$40	\$1,200
Pennies	2	\$55	\$110
Cones	4	\$20	\$80
Equipment Bag	6	\$20	\$120
Volleyballs	30	\$40	\$1,200
Cones	4	\$20	\$80
Equipment Bag	6	\$20	\$120
Equipment Cart	6	\$200	\$1,200
Soccer Balls	30	\$45	\$1,350
Equipment Bag	6	\$20	\$120
Cones	4	\$20	\$80
Portable Training Soccer Goal	8	\$200	\$1,600
Footballs	30	\$40	\$1,200
Flag Football Belts	60	\$7	\$420
Equipment Bag	6	\$20	\$120
Cones	4	\$20	\$80
Soccer Goal Nets	2	\$500	\$1,000
Basketball Nets	40	\$10	\$400
<b>Total</b>		<b>\$1,297</b>	<b>\$10,480</b>

<b>Total Cost</b>	<b>\$225,200</b>
-------------------	------------------



**Attachment 36**

<b>CSP : List of Sites</b>				
	<b>Facility</b>	<b>Address</b>	<b>Region</b>	<b>CD</b>
1	Open Magnet Charter School	5540 West 77th Street, Los Angeles, CA. 90045	West	11
2	Northridge Middle School	17960 Chase Street, Northridge, Ca. 91325	Valley	12
3	Dr. Mary McLeod Bethune Middle School	155 W. 69th Street, Los Angeles, CA. 90003	Pacific	9
4	Barack Obama Global Preparation Academy	1700 W. 46th Street, Los Angeles, CA. 90062	Pacific	8
5	Camellia Avenue Elementary	7451 Camellia Avenue, North Hollywood, CA. 91605	Valley	2
6	Harvard Elementary	330 N. Harvard Blvd, Los Angeles, CA. 90004	Metro	13
7	Garden Grove Elementary School	18141 Valerio Street, Reseda, Ca. 91335	Valley	4
8	Leo Politi Elementary School	2481 W. 11th Street, Los Angeles, Ca. 90006	Metro	1
9	Pio Pico STEAM Middle School	1512 S. Arlington Avenue, Los Angeles, Ca. 90019	Metro	10
10	Ramona Elementary	1133 N. Mariposa Avenue, Los Angeles, Ca. 90029	Metro	13
11	75th Street Elementary	142 W. 75th Street, Los Angeles CA 90033	Pacific	9
12	107th Street Elementary	147 E. 107th Street, Los Angeles, CA 90003	Pacific	8
13	Harbor City Elementary	1508 W. 254 St. Harbor City, CA 90710	Pacific	15
14	Hawaiian Ave Elementary	540 Hawaiian Ave, Wilmington, CA 90744	Pacific	15
15	Taper Ave Elementary	1824 Taper Ave, San Pedro, CA 90731	Pacific	15

**SOCCER DEVELOPMENT**

DIRECT COST							
Category	Estimated # Participants (per Quarter)	Estimated # Hours (per Quarter)	# of Sites	Item Cost	Total Cost (per Quarter)	Total Cost (per Year)	Unit Cost
Enrollments	600						
Instructors Ratio 1 to 10 4 Hrs per week / 8 weeks		1280	2	\$45.00	\$115,200	\$460,800	\$192
Uniforms	700			\$86.67	\$60,669	\$60,669	\$25.28
Tournaments					\$192,000	\$768,000	\$320.00
Memberships	700				\$25,000	\$25,000	\$10.42
<b>Total</b>					<b>\$392,869</b>	<b>\$1,314,469</b>	<b>\$547.70</b>

EQUIPMENT COST				
	Cost of Equipment	No of sites	FY 24/25 Project Plan	FY 25/26 Project Plan (This Request)
Cost	\$173,569	2	\$436,000	\$173,569
<b>Total Equipment Costs</b>			<b>\$436,000</b>	<b>\$173,569</b>

ITEM	# OF UNITS	PRICE \$ PER UNIT	COST FOR 8 TEAMS	COST FOR 20 TEAMS
Soccer Game Balls	80	\$45.59	\$3,647	\$9,118
Soccer Practice Balls	16 Packs of 10	\$227.23	\$2,272	\$5,681
Ball bags	6	\$34.06	\$204	\$511
Electric pumps	15	\$35.99	\$540	\$1,350
Equipment -nets	40	\$11.51	\$460	\$1,151
Agility poles	1	\$419.99	\$420	\$1,050
Equipment -poly spots	2	\$44.99	\$90	\$225
pinnies/bib organizer	16	\$10.99	\$176	\$440
Equipment- whistle	96	\$6.39	\$613	\$1,534
Equipment -low profile cones	200	\$24.99	\$4,998	\$12,495
Equipment- captains bands	22	\$6.07	\$134	\$334
12	32	\$6.39	\$204	\$511
22	32	\$9.59	\$307	\$767
Equipment- Pro Soccer board	8	\$30.39	\$243	\$608
Equipment -Foldable bench	64	\$124.91	\$7,994	\$19,986
Equipment -soccer flags	16	\$44.99	\$720	\$1,800
whiteboard	8	\$209.00	\$1,672	\$4,180
Equipment Magnetic board	16	\$28.99	\$464	\$1,160
Equipment -pinnies	60	\$33.99	\$2,039	\$5,099
Equipment pinnies	60	\$33.99	\$2,039	\$5,099
Water Jogs	0	\$25.77	\$0	\$0
Soccer Wagons	8	\$150.00	\$1,200	\$3,000
Icepacks	16	\$19.97	\$320	\$799
Tents	0	\$1,000.00	\$0	\$0
First Aid Kits	8	\$37.99	\$304	\$760
pop up goals futsal size	8	\$179.99	\$1,440	\$3,600
pop up goals	8	\$49.99	\$400	\$1,000
Goals with Wheels	2	\$3,799.99	\$7,600	\$19,000
Water coolers	8	\$25.78	\$206	\$516
Robotic field liner	2	35900	\$71,800	\$71,800
<b>Total</b>		<b>\$42,579.52</b>	<b>\$112,508</b>	<b>\$173,569</b>

<b>Total Cost</b>	<b>\$1,488,038</b>
-------------------	--------------------

**Attachment 38**

<b>Soccer : List of Sites</b>				
	<b>Facility</b>	<b>Address</b>	<b>Region</b>	<b>CD</b>
1	Michelle and Barack Obama Sports Complex	5001 Obama Blvd, Los Angeles, CA 90016	West	10
2	John Ferraro Athletic Fields	5101 N. Zoo Dr., Los Angeles, CA 90027	Metro	4

## Certifications

	Description	Trainings Per Year	Total Cost Per Year
External Specialized Sports Certifications	In order to build capacity with RAP staff, we are seeking to have certifications in signature sports from the National Governing Bodies. We will be selecting representatives from each region to ensure an equitable distribution geographically of the sport expertise.		\$50,000
<b>Total Cost</b>			<b>\$50,000</b>

**Adaptive Archery**

Direct Cost									
	Estimated Number Of Participants (Annual)	Participants Per Site	Rate	Number Of Staff	Recreation Instructor Hours / Recreation Assistant	Number Of Clinics	Number Of Sites	Number Of Quarters (Summer)	Total Cost Per Year
	49								
Skilled Trained Instructor	-	-	-	-	-	-	-	-	\$24,388
Equipment									\$17,500
Assistant Instructor/Coach	-	-	\$31	2	6	6	1	1	\$2,232
Sport Jersey	40	10	\$14	-	-		1		\$560
Awards	40	10	\$8	-	-		1		\$320
							Total:		\$45,000

<b>Total Cost</b>	<b>\$45,000</b>
-------------------	-----------------

<b>FY 25-26</b>
<b>Participating Recreation Centers</b>
Easton-Rancho Park Archery Range (Cheviot Hills)

Adaptive Athletics

Direct Cost									
	Estimated Number Of Participants (Annual)	Participants Per Site	Rate	Number Of Staff	Recreation Instructor Hours / Recreation Assistant	Number Of Class	Number Of Sites	Number Of Quarters (Spring)	Total Cost Per Year
	22								
Skilled Trained Instructor	-	-	-	-	-	-	-	-	\$25,000
Equipment									\$8,100
Assistant Instructor/Coach	-	-	\$31	2	5	4	1	1	\$1,240
Sport Jersey	22	20	\$17	-	-	-	1	1	\$374
Awards	22	20	\$13	-	-	-	1	1	\$286
							Total:		\$35,000

<b>Total Cost</b>	<b>\$35,000</b>
-------------------	-----------------

FY 25-26
Participating Recreation Centers
Michelle and Barack Obama Sports Complex (formerly Rancho Cienega Sports Complex)



## Attachment 43

Adaptive Kayaking: List of Sites				
	Facility	Address	Region	CD
1	109th Pool	1500 E. 109th St., Los Angeles, CA 90059	Pacific	15
2	Central Pool	1357 East 22nd St., Los Angeles, CA 90011	Pacific	9
3	Cheviot Hills Pool	2693 Motor Ave., Los Angeles, CA 90064	Pacific	5
4	Costello Pool	3121 E. Olympic Blvd., Los Angeles, CA 90023	Metro	14
5	Downey Pool	1775 N. Spring St., Los Angeles, CA 90031	Metro	1
6	Fernangeles Pool	8851 Laurel Canyon Blvd, Sun Valley, CA 91352	Valley	6
7	Griffith Park Pool	3401 Riverside Dr., Los Angeles, CA 90027	Metro	4
8	Harbor Pool	1221 N. Figueroa Pl., Wilmington, CA 90744	Pacific	15
9	Highland Pool	6150 N. Piedmont Avenue, Los Angeles, CA 90042	Metro	1
10	Jackie Tatum/Harvard Pool	6120 Denker St., Los Angeles, CA 90047	Pacific	8
11	Lanark Pool	21817 Strathern St., Canoga Park, CA 91304	Valley	3
12	Mar Vista Pool	11655 Palms Blvd., Los Angeles, CA 90066	Pacific	11
13	North Hollywood Pool	5301 Tujunga Ave., North Hollywood, CA 91601	Valley	2
14	Northridge Pool	10058 Reseda Blvd., Northridge, CA 91324	Valley	12
15	Pan Pacific Park Pool	141 S. Gardner St., Los Angeles, CA 90036	Pacific	4
16	Pecan Pool	120 S. Gless St., Los Angeles, CA 90033	Metro	14
17	Reseda Pool	18411 Victory Blvd, Reseda, CA 91335	Valley	3
18	Ritchie Valens Pool	10731 Laurel Canyon Blvd., Pacoima, CA 91331	Valley	7
19	Ross Snyder Pool	1501 East 41st St., Los Angeles, CA 90011	Pacific	9
20	Rustic Canyon Pool	601 Latimer Rd., Pacific Palisades, CA 90402	Pacific	11
21	Sepulveda Pool	8737 Kester Ave., Panorama City, CA 91402	Valley	6
22	South Park Pool	345 East 51st St., Los Angeles, CA 90011	Pacific	9
23	Stoner Park Pool	1835 Stoner Ave., Los Angeles, CA 90025	Pacific	11
24	Sun Valley Pool	8123 Vineland Ave., Sun Valley, CA 91352	Valley	6
25	Sylmar Pool	13109 Borden Ave, Los Angeles, CA 91342	Valley	7
26	Valley Plaza Pool	6715 Laurelgrove Ave., North Hollywood, CA 91606	Valley	2
27	Westchester Pool	9100 Lincoln Blvd., Los Angeles, CA 90045	Pacific	11
28	Woodland Hills Pool	5858 Shoup Ave., Woodland Hills, CA 91367	Valley	3
29	Yosemite Pool	1840 Yosemite Dr., Los Angeles, CA 90041	Metro	14
30	Algin Sutton Pool	8800 S. Hoover St., Los Angeles, CA 90044	Pacific	8
31	Banning Pool	1450 N. Avalon Blvd., Wilmington, CA 90744	Pacific	15
32	Celes King III Pool	5001 Rodeo Rd, Los Angeles, CA 90016	Pacific	10
33	Cleveland Pool	8120 Vanalden Ave., Reseda, CA 91335	Valley	3
34	Dymally Pool	8800 San Pedro St., Los Angeles CA 90003	Pacific	9
35	Echo Deep Pool	1419 Colton St., Los Angeles, CA 90026	Metro	1
36	EG Roberts Pool	4526 W. Pico Blvd., Los Angeles, CA 90019	Pacific	10
37	Fremont Pool	7630 Towne Ave., Los Angeles, CA 90003	Pacific	9
38	Glassell Pool	3704 Verdugo Rd., Los Angeles, CA 90065	Metro	1
39	Granada Hills Pool	16730 Chatsworth St., Granada Hills, CA 91344	Valley	12
40	Hey Rookie Pool	3601 S. Gaffey St., San Pedro, CA 90731	Pacific	15
41	Hollywood Pool	1122 Cole Ave., Los Angeles, CA 90038	Pacific	13
42	Hubert Humphrey Pool	12560 Filmore St., Pacoima, CA 91331	Valley	7
43	John C. Argue Swim Stadium	3980 Bill Robertson Lane, Los Angeles, CA 90037	Expo	9
44	LACES Pool	5931 W. 18th St., Los Angeles, CA 90035	Pacific	10
45	Lincoln Pool	3501 Valley Blvd, Los Angeles, CA 90031	Metro	1
46	Peck Park Pool	560 N. Western Ave., San Pedro, CA 90732	Pacific	15
47	Richard Alatorre Pool	4721 Klamath St., Los Angeles, CA 90032	Metro	14
48	Roosevelt Pool	456 S. Mathews St., Los Angeles, CA 90033	Metro	14
49	Van Ness Pool	5720 2nd Avenue, Los Angeles, CA 90043	Pacific	2
50	Van Nuys Sherman Oaks Pool	14021 Huston St., Van Nuys, CA 91423	Valley	4
51	Venice High School Indoor Pool	2490 Walgrove Ave., Los Angeles, CA 90066	Pacific	11
52	Verdugo Hills Pool	10654 Irma Ave., Tujunga, CA 91042	Valley	7
53	Westwood Pool	1350 Sepulveda Blvd., Los Angeles, CA 90025	Pacific	5



**Adaptive Skateboarding**

Direct Cost									
	Estimated Number Of Participants (Annual)	Participants Per Site	Rate	Number Of Staff	Recreation Instructor Hours / Recreation Assistant	Number Of Clinics	Number Of Sites	Number Of Quarters (Fall)	Total Cost Per Year
	55								
Skilled Trained Instructor	-	-	-	-	-	-	-	-	\$23,000
Equipment									\$9,825
Assistant Instructor/Coach	-	-	\$31	2	5	1	4	1	\$1,240
Sport Jersey	55	12	\$10	-	-	-	4		\$550
Awards	55	12	\$7	-	-	-	4		\$385
								Total:	\$35,000
<b>Total Cost</b>									<b>\$35,000</b>

FY 25-26
Participating Recreation Centers
Chevy Chase
Harbor City
Stoner
Westchester

### Adaptive Swimming

Direct Cost (Summer)										
	Estimated Number Of Participants (Annual)	Participants Per Site	Rate	Number Of Staff	Lifeguard Swim Instructor/ Staff Hours	Number of Days per Session	Number Of Sessions	Number Of Sites	Number Of Quarters (Summer)	Total Cost Per Year
	220									
Lifeguard/Swim Instructor	-	-	\$45	1	0.5	10	4	55	1	\$49,500
Shirts		5	\$10	-	-		4	55	1	\$11,000
Awards		5	\$6	-	-		4	55	1	\$6,600
									Total:	\$67,100

Direct Cost (Fall, Winter & Spring)										
	Estimated Number Of Participants (Annual)	Participants Per Site	Rate	Number Of Staff	Lifeguard Swim Instructor/ Staff Hours	Number of Days per Session	Number Of Sessions	Number Of Sites	Number Of Quarters (Fall, Winter, Spring)	Total Cost Per Year
	278									
Lifeguard/Swim Instructor	-	-	\$45	1	0.5	8	3	20	3	\$32,400
Shirts		5	\$10	-	-		3	20	3	\$9,000
Awards		5	\$6	-	-		3	20	3	\$5,400
									Total:	\$46,800

Equipment										
Description	Estimated Number Of Participants	Participants Per Site	Rate	Number Of Sets	Lifeguard Swim Instructor/ Staff Hours	Number of Days per Session	Number Of Sessions	Number Of Sites	Number Of Quarters (Fall, Winter & Spring)	Total Cost Per Year
Pool Noodles	100	5	\$10	-	-		-	55	-	\$2,750
Pull Buoys	100	5	\$10	-	-		-	55	-	\$2,750
Kick Boards	100	5	\$15	-	-		-	55	-	\$4,125
Totemaster	100	5	\$192.50	-	-		-	55	-	\$10,588
									Total:	\$20,213

<b>Total Cost</b>	<b>\$134,113</b>
-------------------	------------------

## Attachment 46

## Adaptive Swimming : List of Sites

	Facility	Address	Region	CD
1	109th Pool	1500 E. 109th St., Los Angeles, CA 90059	Pacific	15
2	Central Pool	1357 East 22nd St., Los Angeles, CA 90011	Pacific	9
3	Cheviot Hills Pool	2693 Motor Ave., Los Angeles, CA 90064	Pacific	5
4	Costello Pool	3121 E. Olympic Blvd., Los Angeles, CA 90023	Metro	14
5	Downey Pool	1775 N. Spring St., Los Angeles, CA 90031	Metro	1
6	Fernangeles Pool	8851 Laurel Canyon Blvd, Sun Valley, CA 91352	Valley	6
7	Griffith Park Pool	3401 Riverside Dr., Los Angeles, CA 90027	Metro	4
8	Harbor Pool	1221 N. Figueroa Pl., Wilmington, CA 90744	Pacific	15
9	Highland Pool	6150 N. Piedmont Avenue, Los Angeles, CA 90042	Metro	1
10	Jackie Tatum/Harvard Pool	6120 Denker St., Los Angeles, CA 90047	Pacific	8
11	Lanark Pool	21817 Strathern St., Canoga Park, CA 91304	Valley	3
12	Mar Vista Pool	11655 Palms Blvd., Los Angeles, CA 90066	Pacific	11
13	North Hollywood Pool	5301 Tujunga Ave., North Hollywood, CA 91601	Valley	2
14	Northridge Pool	10058 Reseda Blvd., Northridge, CA 91324	Valley	12
15	Pan Pacific Park Pool	141 S. Gardner St., Los Angeles, CA 90036	Pacific	4
16	Pecan Pool	120 S. Gless St., Los Angeles, CA 90033	Metro	14
17	Reseda Pool	18411 Victory Blvd, Reseda, CA 91335	Valley	3
18	Ritchie Valens Pool	10731 Laurel Canyon Blvd., Pacoima, CA 91331	Valley	7
19	Ross Snyder Pool	1501 East 41st St., Los Angeles, CA 90011	Pacific	9
20	Rustic Canyon Pool	601 Latimer Rd., Pacific Palisades, CA 90402	Pacific	11
21	Sepulveda Pool	8737 Kester Ave., Panorama City, CA 91402	Valley	6
22	South Park Pool	345 East 51st St., Los Angeles, CA 90011	Pacific	9
23	Stoner Park Pool	1835 Stoner Ave., Los Angeles, CA 90025	Pacific	11
24	Sun Valley Pool	8123 Vineland Ave., Sun Valley, CA 91352	Valley	6
25	Sylmar Pool	13109 Borden Ave, Los Angeles, CA 91342	Valley	7
26	Valley Plaza Pool	6715 Laurelgrove Ave., North Hollywood, CA 91606	Valley	2
27	Westchester Pool	9100 Lincoln Blvd., Los Angeles, CA 90045	Pacific	11
28	Woodland Hills Pool	5858 Shoup Ave., Woodland Hills, CA 91367	Valley	3
29	Yosemite Pool	1840 Yosemite Dr., Los Angeles, CA 90041	Metro	14
30	Algin Sutton Pool	8800 S. Hoover St., Los Angeles, CA 90044	Pacific	8
31	Banning Pool	1450 N. Avalon Blvd., Wilmington, CA 90744	Pacific	15
32	Celes King III Pool	5001 Rodeo Rd, Los Angeles, CA 90016	Pacific	10
33	Cleveland Pool	8120 Vanalden Ave., Reseda, CA 91335	Valley	3
34	Dymally Pool	8800 San Pedro St., Los Angeles CA 90003	Pacific	9
35	Echo Deep Pool	1419 Colton St., Los Angeles, CA 90026	Metro	1
36	EG Roberts Pool	4526 W. Pico Blvd., Los Angeles, CA 90019	Pacific	10
37	Fremont Pool	7630 Towne Ave., Los Angeles, CA 90003	Pacific	9
38	Glassell Pool	3704 Verdugo Rd., Los Angeles, CA 90065	Metro	1
39	Granada Hills Pool	16730 Chatsworth St., Granada Hills, CA 91344	Valley	12
40	Hey Rookie Pool	3601 S. Gaffey St., San Pedro, CA 90731	Pacific	15
41	Hollywood Pool	1122 Cole Ave., Los Angeles, CA 90038	Pacific	13
42	Hubert Humphrey Pool	12560 Filmore St., Pacoima, CA 91331	Valley	7
43	John C. Argue Swim Stadium	3980 Bill Robertson Lane, Los Angeles, CA 90037	Expo	9
44	LACES Pool	5931 W. 18th St., Los Angeles, CA 90035	Pacific	10
45	Lincoln Pool	3501 Valley Blvd, Los Angeles, CA 90031	Metro	1
46	Peck Park Pool	560 N. Western Ave., San Pedro, CA 90732	Pacific	15
47	Richard Alatorre Pool	4721 Klamath St., Los Angeles, CA 90032	Metro	14
48	Roosevelt Pool	456 S. Mathews St., Los Angeles, CA 90033	Metro	14
49	Van Ness Pool	5720 2nd Avenue, Los Angeles, CA 90043	Pacific	2
50	Van Nuys Sherman Oaks Pool	14021 Huston St., Van Nuys, CA 91423	Valley	4
51	Venice High School Indoor Pool	2490 Walgrove Ave., Los Angeles, CA 90066	Pacific	11
52	Verdugo Hills Pool	10654 Irma Ave., Tujunga, CA 91042	Valley	7
53	Westwood Pool	1350 Sepulveda Blvd., Los Angeles, CA 90025	Pacific	5

**Blind Soccer**

Direct Cost									
	Estimated Number Of Participants (Annual)	Participants Per Site	Rate	Number of Staff	Recreation Instructor Hours / Recreation Assistant	Number of Clinics	Number of Sites	Number Of Quarters (Fall)	Total Cost Per Year
	<b>100</b>								
Skilled Trained Instructor	-	-	-	-	-	-	-	-	\$88,560
Equipment									\$0
Assistant Instructor/Coach	-		\$31.00	2	5	8	3	1	\$7,440
Sport Jersey	100	10	\$32	-			2	1	\$3,200
Awards	100	10	\$8	-			2	1	\$800
								<b>Total:</b>	<b>\$100,000</b>

<b>Total Cost</b>	<b>\$100,000</b>
-------------------	------------------

FY 25-26
Participating Recreation Centers
Mar Vista
Hubert Humphrey
Martin Luther King

**Goalball**

Direct Cost									
	Estimated Number Of Participants (Annual)	Participants Per Site	Rate	Number Of Staff	Recreation Instructor Hours / Recreation Assistant	Number Of Clinics	Number Of Sites	Number Of Quarters (Spring)	Total Cost Per Year
	45								
<b>Clinic (Spring)</b>									
Skilled Trained Instructor	-	-	-	-	-	-	-	-	\$25,000
Equipment									\$12,770
Assistant Instructor/Coach	-		\$31	2	5	4	1	1	\$1,240
Sport Jersey	45	10	\$14	-			1	1	\$630
Awards	45	10	\$8	-			1	1	\$360
							<b>Total:</b>		\$40,000

<b>Total Cost</b>	<b>\$40,000</b>
-------------------	-----------------

<b>FY 25-26</b>
Participating Recreation Centers
Michelle and Barack Obama

**Para Equestrian**

Direct Cost									
	Estimated Number Of Participants (Annual)	Participants Per Site	Rate	Number Of Staff	Recreation Instructor Hours / Recreation Assistant	Number Of Classes/ Clinics	Number Of Sites	Number Of Quarters (Summer, Fall, Winter and Spring)	Total Cost Per Year
<b>Classes (Year Round)</b>	<b>115</b>								
Skilled Trained Instructor	-	-	-	-	-	-	-	-	\$75,000
Equipment									\$17,500
Assistant Instructor/Coach	-	-	\$31	2	4	8	1	4	\$7,936
Sport Jersey	50	12	\$12	-	-	-	1	4	\$600
Awards	50	12	\$8	-	-	-	1	4	\$400
<b>Clinics (Fall &amp; Spring)</b>									
Assistant Instructor/Coach	-	-	\$31	2	4	4	1	4	\$3,968
Sport Jersey	50	15	\$12	-	-	-	1	4	\$600
Awards	50	15	\$8	-	-	-	1	4	\$400
								<b>Total:</b>	<b>\$106,404</b>
<b>Total Cost</b>									<b>\$106,404</b>

FY 25-26
Participating Recreation Centers
LA Equestrian Center
Hansen Dam Equestrian Center
TBD

**Para Surfing**

Direct Cost									
	Estimated Number Of Participants (Annual)	Participants Per Site	Rate	Number Of Staff	Recreation Instructor Hours / Recreation Assistant	Number Of Clinics	Number Of Sites	Number Of Quarters (Summer)	Total Cost Per Year
	85								
<b>Classes/Lessons (Summer)</b>									
Para Surf Instructor Training	-	-	-	-	-	-	-	-	\$13,500
Equipment									\$7,350
Assistant Instructor/Coach	-		\$45	16	4	6	1	1	\$17,280
Sport Jersey	85	80	\$14	-	-	3	1	1	\$1,190
Awards	85	80	\$8	-	-	3	1	1	\$680
								Total:	\$40,000
<b>Total Cost</b>									<b>\$40,000</b>

FY 25-26
Participating Recreation Centers
Venice Beach

**Sitting Volleyball**

Direct Cost									
	Estimated Number Of Participants (Annual)	Participants Per Site	Rate	Number Of Staff	Recreation Instructor Hours / Recreation Assistant	Number Of Clinics	Number Of Sites	Number Of Quarters (Winter)	Total Cost Per Year
	50								
Skilled Trained Instructor	-	-	-	-	-	-	-	-	\$18,000
Equipment									\$4,760
Assistant Instructor/Coach	-	-	31	1	4	2	5	1	\$1,240
Sport Jersey	50	12	\$12	-	-	2	5	1	\$600
Awards	50	12	\$8	-	-	2	5	1	\$400
								Total:	\$25,000
<b>Total Cost</b>									<b>\$25,000</b>

FY 25-26
Participating Recreation Centers
Expo
Van Nuys/Sherman Oaks
Michelle and Barack Obama Sports Complex (formerly Rancho Cienega Sports Complex)
Cheviot Hills
Rio de Los Angeles



**Wheelchair Basketball**

Direct Cost									
	Estimated Number Of Participants (Annual)	Participants Per Site	Rate	Number Of Staff	Recreation Instructor Hours / Recreation Assistant	Number Of Clinics	Number Of Sites	Number Of Quarters (Winter)	Total Cost Per Year
	85								
Skilled Trained Instructor	-	-	-	-	-	-	-	-	\$70,000
Equipment									\$26,890
Assistant Instructor/Coach	-	-	31	2	4	1	5	1	\$1,240
Sport Jersey	85	13	\$14	-	-	1	5	1	\$1,190
Awards	85	13	\$8	-	-	1	5	1	\$680
								Total:	\$100,000
<b>Total Cost</b>									<b>\$100,000</b>

FY 25-26
Participating Recreation Centers
EXPO
Glassell
Lake View Terrace
Michelle and Barack Obama
Westwood RC

### Wheelchair Tennis

Direct Cost									
	Estimated Number Of Participants (Annual)	Participants Per Site	Rate	Number Of Staff	Recreation Instructor Hours / Recreation Assistant	Number Of Clinics	Number Of Sites	Number Of Quarters (Spring)	Total Cost Per Year
	54								
Skilled Trained Instructor	-	-	-	-	-	-	-	-	\$26,250
Equipment									\$8,570
Assistant Instructor/Coach	-	-	31	2	4	2	2	1	\$992
Sport Jersey	54	12	\$14	-	-		2		\$756
Awards	54	12	\$8	-	-		2		\$432
								Total:	\$37,000

<b>Total Cost</b>	<b>\$37,000</b>
-------------------	-----------------

FY 25-26
Participating Recreation Centers
Glassell Studio City

**Adaptive Pickleball**

Direct Cost									
	Estimated Number Of Participants (Annual)	Participants Per Site	Rate	Number Of Staff	Recreation Instructor Hours / Recreation Assistant	Number Of Clinics	Number Of Sites	Number Of Quarters (Spring)	Total Cost Per Year
	60								
Skilled Trained Instructor (RFQ)	-	-	-	-	-	-	-	-	\$20,000
Equipment (RFQ)									\$12,192
Assistant Instructor/Coach	-	-	31	2	4	2	3	1	\$1,488
Sport Jersey	60	12	\$14	-	-	-	2		\$840
Awards	60	12	\$8	-	-	-	2		\$480
								<b>Total:</b>	<b>\$35,000</b>

<b>Total Cost</b>	<b>\$35,000</b>
-------------------	-----------------

<b>FY 25-26</b>
<b>Participating Recreation Centers</b>
Ritchie Valens Chatsworth Park South
MLK

Attachment 55

## Trainings

	Description	Trainings Per Year	Total Cost Per Year
Training RFQ	Contracted Vendor Will Be Qualified To Train Our Recreation Professionals On Adaptive Sport(s) Topics. Including But Not Limited To, Sensitivity Training For Working With Youth With Disabilities, Sports And Disability Awareness And Communication. Guest Speakers, Professional Trainiers And Paralympic Athletes May Be Invited To Speak At Some Professional Development Trainings. In Selected Instances, The Budget May Cover Travel And Accomodations For Some. Program Staff May Attend Outside Training And Professional Development At Conferences And Workshops To Stay Relevant And Current On Changes In Laws And Trends In Paralympic Sports And The Disabled Community. Conference Fees, Travel And Accomodations Are Included.	12	\$40,000
Professional Development			\$10,000
<b>Total Cost</b>			<b>\$50,000</b>

Attachment 56

Special Events

Event Cost							
Item	Cost	Quantity	Number Of Special Events Per Year	Instructor / Assistant Instructor	Description	Total Cost Per Year	
Event Planning - RFQ			4		Adaptive Sports and Resource Events	\$30,000	
Annual Kickoff Events			1		Annual Kickoff, locations TBD	\$20,000	
Participant Shirts	\$14	500	2		Shirts Will Be Awarded To Participants To Acknowledge And Promote The Program	\$4,000	
Volunteer Shirts	\$14	100	2		Shirts Will Be Awarded To Volunteers To Acknowledge And Promote The Program	\$1,600	
Medical Support			5 (D7+D8)		Specialized onsite medical personnel for adaptive participant safety	\$20,000	
Partner Events			2		Adaptive sports collaborations with key partners: including LAUSD, Metro	\$45,432	
		<b>Rate</b>	<b>Number Of Staff</b>	<b>Recreation</b>	<b>Number Of Special</b>	<b>Description</b>	<b>Total Cost Per Year</b>
Special Events Support		31	8	8	2		\$3,968
<b>Total Cost</b>							<b>\$125,000</b>

## PlayLA Program Marketing/Branding/Outreach Budget

Non Adaptive    Adaptive Sports

Marketing		
Creative Firm / Media Strategy Consulting Services	\$170,000	\$162,000
Web Design & Development		\$4,000
Photo/Videography Services	\$40,000	
Impact Research (surveys, focus groups, studies, etc)	\$15,000	
Outdoor Production/Printing (bus shelters, benches, etc)	\$50,000	
Translation Services	\$10,000	
Target Direct Mail (mailing labels)	\$40,000	\$15,000
Promotional Collateral (Branded materials/swag)	\$60,000	\$15,000
Event Activations	\$55,000	\$15,000
EXPO / Tradeshows / Community Events	\$10,000	\$7,500
Brand Endorsements	\$20,000	\$15,000
<b>Subtotal</b>	<b>\$470,000</b>	<b>\$233,500</b>

Printing		
Printing (Banners, flyers, postcards)	\$100,000	
<b>Subtotal</b>	<b>\$100,000</b>	

Media Buy		
Paid Digital Media (online and social ads)	\$20,000	\$25,000
Traditional Media Buy (TV, Radio, Newspaper, Magazine)	\$100,000	\$30,000
<b>Subtotal</b>	<b>\$120,000</b>	<b>\$55,000</b>

<b>Total</b>	<b>\$690,000</b>	<b>\$288,500</b>
--------------	------------------	------------------

**CITY OF LOS ANGELES  
DEPARTMENT OF RECREATION AND PARKS**



**Youth and Adaptive Youth Sports Program  
FY 25/26 YSP Project Plan Narrative**

**Mission Statement**

In partnership with LA28 and the Olympic and Paralympic Games, the PlayLA Youth and Adaptive Youth Sports Program provides high quality, affordable programming throughout the City of Los Angeles to support and enhance life-long leisure pursuits and promote a healthy, active and equitable quality of life.

**Safety Measures**

The PlayLA Youth and Adaptive Youth Sports Program of the Department of Recreation and Parks (RAP) is committed to supporting and maintaining a safe and healthy environment for youth participants, volunteers and staff. PlayLA Youth and Adaptive Youth Sports follows all SafeSport protocol, training and requirements for our volunteers, city staff and coaches. In addition the City of Los Angeles' RAP has strengthened and built upon existing reporting and response processes by collaborating with the U.S. Center of Safe Sport to develop the Play Safe LA initiative. A comprehensive framework for responding to incidents or allegations of youth abuse and related misconduct. The Play Safe LA initiative aims to improve safety, accountability, and transparency.

**Overview**

RAP proposes to continue introducing sports leagues, fitness classes and clinics at recreation centers and swimming pools citywide beginning in Summer FY 2025-2026. Staff will provide instruction with specific qualifications necessary for adequate and consistent development of participants. RAP continues to recruit and hire instructors of previous signature classes, now classified as legacy signature classes which include equestrian, marathon training, surfing, kayaking, and USA Swim Team which are now regular on-going classes. Additionally, some previously signature sports have been fully incorporated in our recreation programming. These sports include boxing, golf, karate, judo, skateboarding, tae kwon do, tennis, and track and field.

The department is also restructuring our kayaking and paddleboarding sports. These two sports will be merged into a small craft program in an effort to improve efficiency with labor costs. The Soccer Development Program that was previously a pilot program is now a signature program as LA City United for Fiscal Year 2025 - 2026. Adaptive pickleball will be added to our adaptive youth sports offerings.

## FY 25/26 YSP Project Plan Narrative

It is crucial to keep providing quality recreational and aquatic activities and experiences, especially at centers and pools with low-income, high need neighborhoods within the City of Los Angeles. RAP will continue to offer high level instruction by introducing five new pilot programs such as a basketball development program, cricket, and pickleball.

The PlayLA Adaptive Youth Sports program is expanding in both attendance and programs offered. We are observing an increase in participation and support from families as well as an increased interest from new youth participants. The para surf program has demonstrated a significant increase from the original 35 participants during the inaugural season to approximately 100 participants in the current season of 2024-25. In line with our commitment to inclusivity and diversity, we have introduced new sports such as wheelchair basketball. We anticipate further participation growth with the addition of adaptive pickleball slated to commence in the Spring of 2025.

As part of our strategic planning and vision, we look to expand our human resource framework within the adaptive sports division. Currently, our team consists of one Principal Supervisor I, one Senior Recreation Director, one Facility Director, as well as one Recreation Coordinator. This organizational structure allows us to continue to deliver excellent services while fostering the growth and development of our adaptive youth sport program.

The PlayLA Adaptive Youth Sports program continues to gain momentum due to the collaborations with key partners including several National Governing Bodies. Their expertise in the field of adaptive recreational programming has allowed us to maximize our engagement with patrons through several key initiatives including support in our outreach efforts to the adaptive community by supporting and endorsing our message. This is evident through the promotion of our events and programs on their organization's various social media platforms and networks. These cooperative efforts contribute to the growth in participation of youth in our adaptive programs.

The para surf program has recently gained the attention of the local media. A strategically timed press release was disseminated on June 28th, celebrating the return of the para surf clinics this summer. Registration for these clinics filled up quickly with a waiting list for many of the days the clinics were offered.

In Winter of 2024, we introduced the inaugural adaptive archery program at one of the department's facilities; Easton-Rancho Park Archery Range at Cheviot Hills Recreation Center. Together with our provider, the Triumph Foundation, clinics were held for youth with disabilities ages 5 – 17. Many of the instructors were part of USA Archery and included paralympian archers as well. Not only did the instructors bring valuable knowledge to the program but served as an inspiration to our participants. The outcome surpassed all expectations and is one of our most popular activities. This success profoundly underscores the sport's capacity to cater to youths of every ability, making adaptive archery a unifying platform for all. Also during the winter, PlayLA Adaptive Sports also saw the return of sitting volleyball at five different sites across the City.

Our established partnership with Ride On Therapeutic Horsemanship continues to thrive this year, allowing us to offer year-round para equestrian Clinics for youth ages 7-17. Since its inception, the program has had a full roster of registrations, attesting to its appeal for youths with disabilities. Our participants achieved a milestone this year by participating in the renowned CALNET horse show. Two participants from the equestrian program finished in 1st place and 2nd place. This annual event allows students to showcase the skill sets each has learned during the equestrian lessons provided by the program.

During this past Spring, we proudly hosted a series of wheelchair tennis clinics for the second



## FY 25/26 YSP Project Plan Narrative

consecutive year. All students, some returning and some new, had a great time learning about wheelchair tennis. Please see the link below.  
<https://www.insidethegames.biz/articles/1126807/playla-initiative-los-angeles-2028>

Additionally, during the Spring we offered an inclusive judo class for youth with visual impairments at Martin Luther King Recreation Center. The class was very popular and showed how inclusive programming can be successfully implemented. Now the class will be offered on a year round class at this facility. One of the students who has a visual impairment won first place in the judo tournament that was held this Summer at Lincoln Park Recreation Center. This tournament was an all inclusive event as well.

Summer 2024 was very successful as we expanded adaptive sports programming throughout the city. In June we collaborated with Los Angeles Unified School District (LAUSD), LA Galaxy and United States Association of Blind Athletes (USABA) to provide a blind soccer clinic to over 60 youth from LAUSD at the Dignity Sports Complex in Carson, CA. The youth were able to learn the basic skills of the exciting sport of blind soccer and meet members of the Men's National Team that day. The established para equestrian and para surf classes and clinics were full all summer and there was a strong showing of participants who took part in both wheelchair basketball and judo.

This summer we piloted adaptive pickleball. It was a good turn out for a new program that was well received by the community. The class was full with 10 participants. We look forward to the continued development of the adaptive pickleball program.

The Triumph Foundation spearheaded wheelchair basketball clinics at multiple recreation centers including: Michelle & Barack Obama Sports Complex, Cheviot Hills Recreation Center, Lake View Terrace Recreation Center and Martin Luther King Recreation Center. Additionally, the Challenged Athletes Foundation collaborated with our department to offer para surf to the youth at Venice Beach, Ride On provided para equestrian classes and clinics in Chatsworth and our judo instructor taught the judo/vi judo classes at Martin Luther King Recreation Center.

This Fall, our partnership with the US Association of Blind Athletes (USABA) continues as we offer Blind Soccer clinics for youth ages 5 to 17. There will be a total of eight clinics taking place between September and December. The clinics include sighted youth goalies from Hubert Humphrey Recreation Center (Valley Region) Mar Vista Recreation Center (West Region) and Martin Luther King Recreation Center (Citywide).

The Winter season of 2025 will see the return of sitting volleyball at five locations across the City and that of adaptive archery. Adaptive archery clinics will be held at Cheviot Hills Recreation Center. We will also introduce the exciting sport of goalball to be played at the Martin Luther King Recreation Center. The clinics will be held between January and March for youth ages 5-17. The para equestrian classes and clinics are very popular and we anticipate offering this activity again in Winter of 2025 as we have in the past.

The PlayLA Adaptive swim lesson program is a year-round program open to youth ages 5-17 who have different physical or cognitive needs. This is a group lesson, where the instructor incorporates water safety and swimming fundamentals, while accommodating the abilities of each individual. Aides are encouraged to get in the water with their participant at no extra cost, but are not mandated to unless specifically needed for medical or safety reasons.

## FY 25/26 YSP Project Plan Narrative

Many such communities will greatly benefit from affordable recreation and aquatic activities moving forward as a demonstrative investment in their health and wellness while understating the commitment it takes for athletes to reach goals in Olympic and Paralympic Sports.

### **Program Elements**

#### **Classes-Recreation Centers**

Sports and fitness classes will be offered at 90 pre-qualified Recreation Centers. Examples of previously offered classes include: dance (various), sports, fitness, Judo, and Tennis. Newly added classes include: Pickleball and Field Hockey. Recreation Center staff are expected to offer classes from the approved list of activities in Attachment A. Facility Directors select offerings that meet the interest and preferences of their respective communities. For example, there are numerous types of dance classes that RAP currently offers such as; ballet folklorico, hip hop, and ballet. Field staff select the style of dance class(es) that garner the most participation by mirroring the community demographics. Classes are offered in eight (8) week sessions.

#### **Clinics-Recreation Centers**

Clinics will be offered at 90 pre-qualified recreation centers citywide. Clinics may include: basketball skills, soccer, flag football, cheer, tennis, volleyball skills, baseball, and softball. Recreation center staff are expected to offer clinics from the approved list of activities in Attachment A. Facility Directors select offerings that meet the interests and preferences of the surrounding community. Clinics will be 2 hours each for three (3) dates and centers will offer two (2) clinics each. The clinics will further develop interest in the upcoming season's sport.

#### **Classes-Aquatic Facilities/Pools**

Aquatic sports and fitness classes will be offered at 37 pre-qualified aquatic facilities. Examples of previously offered classes include: team sports (swim team, dive team, water polo team, artistic swim team) and aquatic classes (swim lessons, surfing, kayaking). Classes are offered in sessions of at least 8 classes. Staffing will dictate the overall number of youth that can be served. Swimming classes and other aquatic activities are taught mostly by lifeguards. Therefore Aquatics numbers are dependent on the ability to hire enough lifeguards. The program continues to be impacted by the nationwide shortage of lifeguards as well as increased recruitment competition from neighboring agencies. Under the Aquatics classes (swim lessons specifically), we are requesting funding for personal equipment (goggles and a swim cap) for each participant. This personal equipment is vital and most participants do not have the means to provide it themselves. They will gain much more from the classes if they are able to fully participate, and these items would allow them to do that. The main focus for the program in 25/26 is the increased hiring of lifeguards to increase the number of classes that are offered.

#### **Clinics-Aquatics**

Clinics will be offered at several of the 37 pre-qualified aquatic facilities (locations determined by interest, availability of qualified staff, and facility closures). Clinics may include: swimming, water polo, surfing, kayaking, inner tube water polo, diving, and stand-up paddleboarding. Clinics will be 2 hours each for three (3) dates. Aquatic facilities will offer clinics in those activities with high numbers (as long as there is qualified staff available), in order to serve more youth and develop interest for future seasons.

## **Community School Parks (CSP)**

In alignment with our goal to have high quality sports and fitness programming accessible to all youth in Los Angeles we are expanding PlayLA programming to Community School Parks. In partnership with the Los Angeles Unified School District (LAUSD) we have established ten community school parks, a designated area on an elementary or middle school campus, which is available for public use for recreation and play during non-school hours. Selected sites are located in park deficient and high need areas of the City. We are adding five additional sites to the CSP program in FY 25/26. Programming will occur on weekends. Programming will follow RAP's eight week schedule for classes during the LAUSD calendar year.

### **Pilot Programs:**

#### **Basketball Development Team**

The Basketball Developmental Team, would be an addition to the academy level sports program where dedicated participants are able to play at a high competitive level. The goal and strategy is to create an inclusive feeder program into the academy level. This would allow participants exposure and access to higher level coaching to help players refine their skills, gain valuable game experience, and develop a deeper understanding of teamwork and strategy.

- Year-Round
- Two Locations; Boys and Girls team at each site
- Ages 9-17

#### **Cricket**

Cricket is returning to the Olympic program in the 2028 games. It is one of the most popular sports globally, and a growing audience in Los Angeles. The game emphasizes teamwork, strategy, and physical endurance, with a wide range of formats that cater to different skill levels and interests. Cricket offers inclusive opportunities for youth to engage, with various developmental programs designed to introduce young participants to the sport in a supportive and engaging environment. Participation in cricket helps develop hand-eye coordination, focus, and discipline, while also promoting physical fitness and teamwork. This program aims to introduce youth to cricket, providing access to quality facilities within the City of Los Angeles and fostering a passion for this international sport.

- Spring, Fall
- Two Locations
- Ages 5-17
- 30 participants per class

#### **Pickleball**

Pickleball is rapidly emerging as one of the most popular sports across communities, captivating players of all ages and skill levels. Known for its combination of tennis, badminton, and ping pong elements, pickleball emphasizes fun, engagement, and social interaction. While not currently an Olympic or Paralympic sport, its accessibility and appeal have sparked enthusiasm among youth and adults alike. The addition of Pickleball is further expanding participation, offering inclusive

## FY 25/26 YSP Project Plan Narrative

opportunities for individuals with varying abilities and skill level. This initiative aims to foster awareness and growth within the sport, encouraging young participants to develop coordination, strategy, and teamwork skills in a supportive environment. Through this program, we aim to meet the demand for pickleball opportunities in the City of Los Angeles, and continue inspiring a love for this vibrant and community-focused sport.

- Spring, Fall, Winter
- Five Locations
- Ages 9-17
- 20 participants per class

### **Signature Programs**

#### **Soccer Development Program: LA City United Soccer**

In order to help address the limited access for Los Angeles City youth to quality higher level soccer programs without hefty fees, RAP will be piloting the Soccer Development Program: LA City United. The goal and strategy is to create an inclusive and self-sustaining soccer development system in L.A., in part by removing financial barriers and increasing accessibility for families. The existing alternatives, AYSO and Club Soccer, have limitations, leaving a significant gap to be filled by our department. Our plan involves three key short-term components:

1. RAP is providing training guidance to coaches at local centers.
2. The Department has identified specific sites in South L.A. to establish a feeder into the program.
3. The program will identify players' skill levels and provide clear developmental paths.

RAP will promote an Enhanced Player Development Team for talented and ambitious children. These young athletes will be evaluated and selected to join, representing the City of Los Angeles in regional and national soccer competitions via the LA United City Teams. . We aim to create a clear and direct pathway for L.A. City Youth Soccer Players to higher level play and competition structure, offering them top-notch training to reach their soccer aspirations.

### **Adaptive Sports Programs**

#### **Adaptive Archery**

Archery is a Paralympic Sport that focuses on accuracy, strength, and concentration. There are various competition categories for athletes and allows people of all abilities to participate. Various adaptations in archery allow people with visual impairments, intellectual disabilities, and physical disabilities to participate in. This program is intended to introduce youth participants to the sport of Archery in an inclusive and enriching environment as well as providing access to the use of the amazing archery venues within the City of Los Angeles.

- Winter Program, 6 clinics
- Offered at Easton-Rancho Park Archery Range
- Ages 5 – 17
- 12 participants per clinic

#### **Adaptive Athletics**

Athletics is a Paralympic Sport that was first introduced to the Paralympics in 1952. Some of the

## FY 25/26 YSP Project Plan Narrative

events of athletics includes; Short/Middle/Long distance races, high jump, long jump, javelin throw, discus throw, and marathons events. Athletes with physical, intellectual, and visual impairments can participate in these events. Guide runners are a unique adaptation that allows participants with visual impairments to compete. Adaptive Athletics will focus on introducing youth participants with disabilities into inclusive athletic events that will teach them the fundamentals of the sport.

- Spring Program, 4 clinics
- Offered at Michelle and Barack Obama Sports Complex.
- Ages 5 – 17
- Up to 20 participants per quarter

### **Adaptive Kayaking**

Adaptive Kayaking offers an inclusive and exhilarating watersport experience designed to cater to youth with disabilities. This dynamic program provides a unique opportunity for youth of all backgrounds to enjoy the thrill of kayaking while embracing the beauty of nature. Outing will include skill-building time outside of the water and in-water instruction. Participants will be provided with specialized sport and safety equipment such as life vests and expert guidance, ensuring a safe and enjoyable adventure on the water. During the summer season, classes will be offered as a one day class, for a class duration of four hours.

- Summer Program, 8 classes
- Offered citywide at various aquatic sites
- Ages 9-17
- 6 participants per class

### **Adaptive Pickleball (New)**

This sport is quickly becoming a popular sport in all communities. While not an Olympic or Paralympic Sport at this time many community members, youth included are excited about this activity. Due to its popularity RAP has incorporated pickleball fields as new amenities offered to the community. adaptive pickleball is an upcoming sport that the PlayLA adaptive staff was introduced to at the Move United Conference. There are many adaptive pickleball players across the Nation that bring awareness to the sport and will be part of the growing movement.

- Spring, Fall, Winter: 8 classes per quarter, per site
- Offered at 3 Recreation Centers.
- Ages 5 -17
- 8 Participants per clinic

### **Adaptive Skateboarding**

Adaptive Skateboarding is a sport that is up for consideration for the 2028 Paralympic Games. Participants in Adaptive Skateboarding are able to use a skateboard or wheelchair. Prosthetics and assistive devices are allowed to aid participants. Adaptive Skateboarding can be enjoyed by participants in an open freestyle setting or in a competition setting. Adaptive Skateboarding is a sport recommended for people with physical disabilities, intellectual disabilities, and people with a visual impairment (Aide/assistant required).

- Fall, Winter: 4 clinics per season
- Adaptive Skateboarding will be offered city-wide at 4 skate parks.

- Ages 5 –17
- 12 participants per clinic

### **Adaptive Swimming**

Swimming was one of the original sports for the first Paralympic Games held in Rome in 1960. Some of the events include crawl stroke, backstroke, butterfly, and breaststroke. Swimmers can use different starting methods that can best accommodate their impairment. Through the leadership of the Aquatics Division, the program is intended to provide adaptive swimming to children with physical disabilities, vision impairments and intellectual disabilities.

- Year Round: 10, 25 minute classes during the Summer and 8, 25 minute classes during the Fall, Winter and Spring seasons
- Offered at all LA City pools, 19 year-round and 36 seasonal facilities
- Ages 5-17

### **Blind Soccer**

Blind soccer, also known as 5-a-side soccer or football 5-a-side, is an adaptation of soccer for athletes with a vision impairment. The sport has been governed by the International Blind Sports Federation (IBSA) since 1996 and it is played with modified FIFA rules. Blind soccer teams are made up of four outfield players and one goalkeeper. Outfield players are visually impaired which means they are completely blind, have very low visual acuity, and/or no light perception, while the goalkeeper must be sighted or partially sighted. To ensure fair competition, all outfield players must wear eyeshades. Teams are allowed off-field guides to assist them. The ball makes a noise due to a sound system located inside that helps players orient themselves. Players committing five fouls during one game are disqualified from the game. Spectators must remain silent while watching the game until a goal is scored. Participants will be introduced to the basics and fundamentals of the sport.

- Fall: 8 clinics
- Offered at Mar Vista Recreation Center, Martin Luther King Jr. Recreation Center, and Hubert H. Humphrey Recreation Center.
- Ages 5 -17

### **Goalball**

Goalball is a team sport played by athletes with a visual impairment. Goalball was introduced to the Paralympics as a demonstration in the Toronto 1976 games and adopted in 1980 in the Arnhem games. A women's competition was featured and adopted at the New York and Stoke Mandeville 1984 games. The game is played using a specialized ball with bells inside. The bells inside the ball help the players on defense listen for the oncoming ball and attempt to block it with their bodies. A goalball game consists of 2 teams with 6 maximum players per team. 3 Players are on the court per team. The objective is to roll the ball with bells inside, over the opponent's goal line. Players wear eyeshades (complete blackout) for fair play and rely on their auditory senses and tactile senses to compete. A unique component of the sport is that the crowd/players/staff on site must remain quiet when either team is on offense. Cheering can resume after the attempt at goal has been completed. Participants will be introduced to the basics and fundamentals of the sport.

## FY 25/26 YSP Project Plan Narrative

- Winter: 8 clinics
- Offered at Martin Luther King Jr. Recreation Center.
- Ages 5 -17
- 10 participants per clinic

### **Para Equestrian**

Para Equestrian is composed of an individual or team competition where athletes compete against each other based on the same grade of impairment. Freestyle competitions allow participants to perform a personally choreographed routine set to their own choice of music. The goal of the program is to provide youth with a physical disability, intellectual disability, or visual impairment, an opportunity to compete and participate. Participants will be taught the various disciplines of the sport as well as maneuvering a horse through an obstacle course in a safe environment.

- Year Round: 2 sessions per season
- Offered at the Los Angeles Equestrian Center and selective private facilities such as Ride On Chatsworth
- Ages 7-17
- 6 participants per session:
- 24 Participants per clinic
- Participants will receive a t-shirt.

### **Para Surfing**

Para Surfing is an adapted form of surfing that allows people with disabilities to participate in surfing activities. Participants are able to use various prosthetics, orthotics, or essential safety equipment. Some of the common para surf disciplines include; para surf stand, para surf kneel, para surf prone, and para surf visual Impairment. The goal of the para surf program is to provide youth with physical disabilities, intellectual disabilities, and visual impairments an opportunity to participate and compete.

- Summer: 8 clinics
- Offered at Venice Beach Recreation Center.
- Ages 7 -17

### **Sitting Volleyball**

Sitting volleyball is a form of volleyball that is played on the floor. Sitting volleyball became a Paralympic Sport for men at the Arnhem 1980 games and for women at the 2004 Athens games. Gameplay consists of 6 vs 6. Sitting volleyball uses a smaller court and lower net. The game is played at a faster speed because the players are closer together. Teamwork and deceptive serving are important aspects of the game. Participants will be introduced to the basics and fundamentals of the sport.

- Winter: Clinic based
- Offered city wide at 5 recreation centers.
- Ages 5 -17
- 15 participants per clinic.

## **Wheelchair Basketball**

Wheelchair basketball is a Paralympic sport that was adopted in the 1960 Rome games. Games consist of 2 vs 2, 3 vs 3, or 5 vs 5. In wheelchair basketball, players are allowed to stop and then resume dribbling as they push their wheelchair up to 2 consecutive times. In the Paralympics, players are classified on a point system ranging from 1 to 4.5 based on their functional mobility. Low Pointer: Players with severe impairment 1 to 2.5 points. High Pointer: Players with a minor impairment. Players with varying functional abilities are selected with each playing a different role and style. Participants will be introduced to the basics and fundamentals of the sport. The cost in equipment was increased due to the department acquiring specialized wheelchairs for the sport.

- Fall, Summer: Clinic based
- Wheelchair basketball will be offered city wide at four (4) recreation centers.
- Ages 5 -17
- 10 participants per clinic
- Wheelchair basketball tournament, tentatively in December (late Fall)

## **Wheelchair Tennis**

The program will focus on introducing the sport to children with physical and intellectual disabilities. Wheelchair tennis is a Paralympic sport that was adopted in the Barcelona 1992 Games. Wheelchair tennis gameplay includes singles, doubles, quad singles, and quad doubles. Recently, the wheelchair tennis clinic at Studio City Recreation Center was featured on spectrum news.

[Spectrum News\\_PlayLA adaptive sports getting kids ready for Spectrum News: LA28 Paralympic Games](#)

- Spring: 4 clinics per season
- Offered city wide at 2 recreation centers; Martin Luther King Jr. Recreation Center and Studio City Recreation Center
- Ages 5 -17
- 12 participants per clinic

## **Other Costs**

### **Marketing**

As the success of PlayLA continues its remarkable journey, the Recreation and Parks Department (RAP) will elevate its brand awareness with a primary focus on the value and quality of the program, while emphasizing the importance of youth sports and the health benefits they provide. To effectively reach youth in underserved communities, our marketing strategy focuses on building meaningful connections and ensuring accessibility to our programs. Our staff continues to make connections with key community members and families. With two fiscal years of data now available, the next phase of our marketing plan will involve the implementation of a robust strategy designed to enhance our brand image and extend our reach to engage a broader audience through data-driven insights. With key foundation pieces of the marketing plan in place, including a marketing firm, there will be a rapid scaling up of the PlayLA program marketing. The increased visibility and promotions is focused on reaching the most marginalized youth groups within the city. By leveraging targeted outreach



## FY 25/26 YSP Project Plan Narrative

initiatives and community partnerships, we aim to engage families who may not be aware of the sports opportunities available to them, fostering a sense of inclusion and empowerment.

The data-driven approach will enable us to identify the most effective marketing channels for reaching our target demographics and understanding which messaging resonates most powerfully, driving higher engagement levels.

As we scale up our efforts, we are committed to enhancing our visibility and presence within these communities. This includes expanding our outreach to schools, community centers, and local organizations, ensuring that our message resonates and reaches those who can benefit most from our programs. By adjusting our approach to meet the unique needs of each community, we strive to create lasting impacts.

In FY24\_25 there was an immediate positive response to the Metro rail campaign, which wrapped a metro rail cart aimed at increasing visibility and accessibility to PlayLA across Los Angeles. By utilizing public transportation as a platform for advertisement, we can reach a diverse audience and foster awareness of the myriad sports opportunities available in our communities. In tandem with wrapping, we also optimized interior cards on the trains and the digital kiosk available at the stations. The campaign was active during the Fall enrollment period. We will expand our digital media buys to ensure that our messaging reaches potential participants where they are most active—online. The Metro campaign will be replicated FY25\_26 elevating the awareness of the PlayLA program and having a consistent presence in the community outside of parks. To support efforts the PlayLA Street Team also ensured there was a community presence throughout the city in an effort to make the program a recognized name.

Recognizing the unique needs of our community, RAP will continue to provide targeted outreach in high-need areas, employing language-sensitive advertisements to ensure inclusivity and understanding. By tailoring our marketing materials to reflect the linguistic diversity of our city, we aim to engage families who may not be aware of the sports programs available to them. Advertisements will include bus stops and bus benches but also grassroots efforts such as presenting and providing flyers at surrounding schools, faith-based groups, and community-based organizations.

For our adaptive program we will continue to host regular events and activities that not only promote our sports programs but also cultivate a supportive environment for youth and families. Through ongoing engagement and relationship-building, we will create a strong foundation that encourages participation and fosters a lifelong passion for sports for our adaptive participants. The core of the Adaptive Sports Division's mission remains in the establishment and nurturing of strong communication channels with the parents of our young participants. This proactive approach to communication has proven instrumental in cultivating essential rapport and trust within the community. Our strategies include a range of practices, such as email reminders, personal outreach, consistency, prompt follow-up, and a positive customer service experience. Each of these measures contributes to building trust and building lasting relationships.

Furthermore, an important focus of our marketing efforts will focus on the recruitment of lifeguards and coaches, particularly in sports experiencing high demand. This initiative will not only enhance the quality of our programs but also allow us to create more opportunities for youth to participate and thrive. Effective recruitment strategies will be crucial to attract dedicated individuals who are passionate about fostering an enriching and supportive sporting environment.

### **Adaptive Special Events/Tournaments**

Special events and tournaments are an important component in marketing and outreach to all communities throughout the city to showcase the various sports offered by the PlayLA Adaptive

## FY 25/26 YSP Project Plan Narrative

program on a year-round basis. This past June over 60 youth participated in the Blind Soccer Experience at Dignity Sports Complex in Carson, CA. The youth were able to learn the fundamentals of blind soccer as well as meet members of the US Men's Blind Soccer Team. The soccer experience was great fun for all and is now an annual event for youth to participate. The PlayLA looks to replicate this model for other adaptive sports and continue building the strong relationship with LAUSD.

Recently, youth who are visually impaired participated in the PlayLA judo tournament at Lincoln Park. The judo tournaments are all inclusive and typically held semi-annually at centers throughout the city. PlayLA staff will be planning and hosting a Goalball Kickoff Event. This occasion allows us to introduce and promote the sport to youth in the adaptive community preceding the goalball clinics being offered during the winter season. Additionally, the team will be hosting a wheelchair basketball for youth in early 2025. The tournament will be a weekend tournament for youth. Wheelchair basketball is one of the first paralympic sports and growing in popularity among youth and the team looks forward to offering many tournaments in the future.

### **Adaptive Professional Development-Continued Education**

In April 2024 the adaptive sports staff attended the Move United conference in Phoenix, AZ. The conference served as a platform to enrich the knowledge and skills of our recreation staff. Such training provides a valuable opportunity for recreation professionals to learn from seasoned experts in the field. Through our participation, the PlayLA team gained new insight into emerging industry trends but also explored best practices that compliment our adaptive sports initiatives. Staff trained in Adaptive Archery by coaches from USA Archery. The certification of staff helps create a sustainable pathway for adaptive archery.

In August 2024 the Senior Director for the adaptive sports program attended the USABA Blind Soccer Level 1 Certification course online. This is a new certification that will help us continue to develop the sport of Blind Soccer.

### **Sport Specific Certifications**

Building capacity for the Recreation and Parks Department (RAP) is essential for enhancing the quality and reach of our sports programs and ensuring its longevity within the program. One key strategy involves empowering regional representatives to undergo official certification from National Governing Bodies (NGBs). These sport specific certifications not only equip our staff with advanced knowledge and skills but also ensure that they are well-versed in the latest coaching techniques and best practices specific to their sports.

Particularly for signature programs that have historically faced challenges in coach recruitment, this initiative is vital. By providing regional representatives with the necessary certifications, we can establish a higher standard of coaching within these programs. This not only attracts qualified individuals to these roles but also enhances the overall coaching framework, making our programs more appealing to potential coaches. It is also establishing the foundation to creating a train-the-trainer model for each sport offered within our current programming.

As certified representatives advocate for the importance of these signature programs, their credibility will help build trust within the community. This initiative is not only about enhancing individual skills but also about creating a robust pipeline of trained coaches who are dedicated to fostering youth

## FY 25/26 YSP Project Plan Narrative

engagement and development in underserved areas. Ultimately, this capacity-building effort will lead to improved program quality, greater participation, and a lasting positive impact on the communities we serve.

### EXHIBIT A: LA28 Recommended Activities

#### **LA 2028 RECOMMENDED ACTIVITIES**

Boxing

Judo

Karate

Flag Football Clinics

Track and Field

Tennis

Junior Golf

Skateboarding

Judo

Tennis

Field Hockey

Table Tennis

Badminton

Basketball Clinics

Soccer Clinics

Baseball/Softball Clinic

Volleyball

Dance - Various

Cheer

Fitness Class

## FY 25/26 YSP Project Plan Narrative

Hula Hoop

Jump Rope

Zumba

**AGREEMENT BETWEEN  
THE CITY OF LOS ANGELES AND THE  
LOS ANGELES ORGANIZING COMMITTEE FOR THE OLYMPIC AND PARALYMPIC  
GAMES 2028  
REGARDING  
THE 2028 YOUTH SPORT PARTNERSHIP (“YSP”)**

This agreement regarding the 2028 Youth Sport Partnership (“YSP Agreement”) is made and entered into as of the date of the last signature set forth below, and is by and between the City of Los Angeles (“City”), a municipal corporation, acting by and through its Department of Recreation and Parks (“RAP” or “Department”), and the Los Angeles Organizing Committee for the Olympic and Paralympic Games 2028 (“LA 2028” or “OCOG”), a California nonprofit public benefit corporation, formerly known as the Los Angeles 2024 Exploratory Committee. Collectively, these entities shall be known herein as the “Parties” or individually as a “Party.”

WITNESSETH

**WHEREAS**, on August 16, 2017, the City and LA 2028 entered into the Memorandum of Understanding regarding the organizing of the 2028 Olympic and Paralympic Games (“2017 MOU”) by and among the City, LA 2028, and the United States Olympic and Paralympic Committee (“USOPC”), formerly known as the United States Olympic Committee (“USOC”), describing the cooperation of these parties to deliver the 2028 Games; and

**WHEREAS**, on September 13, 2017, the International Olympic Committee (“IOC”) awarded the 2028 Games to LA 2028 and the City of Los Angeles, and accordingly, the IOC, USOPC, and the City entered into the Host City Contract 2028 (“Host City Contract”, consisting of the Host City Contract – Principles and its annexes, in particular the Host City Contract – Operational Requirements); and

**WHEREAS**, among other things, the 2017 MOU provided that if the City and LA 2028 were awarded the opportunity to host the 2028 Olympic and Paralympic Games (“2028 Games”), matters pertaining to the relationship between the City and the OCOG would be memorialized in a definitive “Los Angeles 2028 Games Agreement” (“Games Agreement”) between the City and LA 2028, which would include terms and provisions for LA 2028’s support for a City youth sports partnership aimed at significantly enhancing the opportunities for the City’s youth to access City sport programming; and

**WHEREAS**, selection of a Host City for the 2028 Games provides an additional four years of OCOG operations and revenue-generation capacity also provide the Parties - with the support of the IOC - a significant opportunity to enhance access to City youth sports programming in the years leading up to the 2028 Games; and

**WHEREAS**, LA 2028 was subsequently joined to the Host City Contract by execution of that certain Joinder Agreement dated September 12, 2018; and

**WHEREAS**, in 2018, in advance of the completion of the Games Agreement and this YSP Agreement, RAP and the Los Angeles Parks Foundation, a California nonprofit public benefit corporation (“LAPF”), collectively requested funding up to one million, three hundred ten thousand dollars (\$1,310,000) from LA 2028 in support of the City’s 2018 SWIMLA youth aquatic program, with the express understanding that the expended amount would be credited toward the Youth Sport Commitment (defined below); and

**WHEREAS**, in 2018, RAP successfully doubled the enrollment in SWIMLA from 18,193 in 2017 to 36,073 in 2018; and

**WHEREAS**, in June 2019, RAP and LAPF collectively requested funding from LA 2028 in the amount of one million, four hundred and fifty-seven thousand, nine hundred fifty-five dollars (\$1,457,955) to support the City's 2019 SWIMLA youth aquatic program and its goal of further expanding enrollment in SWIMLA from 36,073 to 40,000; and

**WHEREAS**, substantially concurrently herewith, and subject to the approval of the IOC and all other necessary parties, the City and LA 2028 shall enter into the Games Agreement, which establishes that the terms and provisions pertaining to the Youth Sport Commitment shall be set forth in this YSP Agreement; and

**WHEREAS**, this YSP Agreement – consistent with Section 7.2 of the Host City Contract Principles, which provides for a cash portion of the IOC's contribution to be used by LA 2028 to support projects related to the development of youth and sport-oriented activities to be carried out in the Host City to increase youth sports participation prior to the 2028 Games – structures LA 2028's commitment to invest \$160 million in cash to increase youth sports participation according to terms that provide funding certainty and programmatic discretion for the City ("Youth Sport Commitment"); and

**WHEREAS**, LA 2028 desires to provide funding to directly support youth participation in quality City youth sport programming in satisfaction of the Youth Sport Commitment; and

**WHEREAS**, LA 2028 desires to partner with the City to significantly enhance access to sport for the City's youth up to and through the 2028 Games by removing barriers to participation, on the terms and conditions set forth in this YSP Agreement ("2028 Youth Sports Partnership"); and

**WHEREAS**, addressing barriers to participation include considerations to achieve gender equity, promote inclusive programming for all abilities, and increase access and opportunity for all young people to ensure enduring benefits for all communities in the City of Los Angeles; and

**WHEREAS**, a 2028 Youth Sports Partnership between the City and LA 2028 shall commence upon execution of this YSP Agreement and continue through the 2028 Games, and shall satisfy LA 2028's Youth Sport Commitment, provided that any prior grants provided by LA 2028 to RAP and/or LAPF through the 2018 SWIMLA Grant Agreement and the 2019 SWIMLA Grant Agreement shall be credited toward the Youth Sport Commitment; and

**WHEREAS**, the terms of the 2028 Youth Sport Partnership have been developed in collaboration with the City and with the approval of the IOC, and are ultimately memorialized in this YSP Agreement; and

**WHEREAS**, the City, through RAP, and LA 2028 are entering into this YSP Agreement to memorialize the terms relating to the implementation of the 2028 Youth Sport Partnership, including the material terms to which any grant funds provided hereunder would be subject (each a "YSP Project Plan").

**NOW, THEREFORE**, in consideration of the mutual benefits to be derived by the Parties, and of the promises contained in this YSP Agreement, the Parties hereby agree as follows:

**Section 1.     Recitals.** The recitals set forth above are fully incorporated into this YSP Agreement.

**Section 2. Purpose.** The purpose of this YSP Agreement is to set forth certain material terms of the relationship between RAP and LA 2028 that shall be memorialized, implemented, and maintained during the Agreement Term (defined below) with respect to the 2028 Youth Sports Partnership.

**Section 3. Cooperation.** Pursuant to the terms of the Games Agreement, the Parties shall cooperate with one another in good faith to negotiate, obtain all necessary approvals for, and enter into agreements related to the 2028 Youth Sports Partnership during the Term, including the YSP Project Plan as described herein.

**Section 4. Voluntary.** This YSP Agreement is voluntarily entered into for the purpose set forth in Section 2 above.

**Section 5. YSP Agreement Term.** Subject to IOC approval, this YSP Agreement shall become effective on the date of the last signature set forth below by the Parties, and shall remain in effect through September 1, 2028, unless terminated earlier in accordance with Section 14 of this YSP Agreement (the “Agreement Term”), or extended through Amendment as stated in Section 17(d) herein.

**Section 6. Definitions.** Capitalized terms used herein but not otherwise defined shall have the meanings ascribed to them below.

- (a) “Activities” shall mean all Youth sports-related activities carried out according to the approved annual YSP Project Plan or subsequent amended plan for that year.
- (b) “Adaptive Sport” shall mean recreational, fitness, or sport Activities that are inclusive of persons with disabilities.
- (c) “Applicable Law” shall mean all applicable local, state and federal laws, regulations, Orders, and other governmental actions.
- (d) “Departmental Standards” or “RAP Standards” shall mean RAP’s standards and criteria set forth in *Exhibit A*, including standards and criteria regarding site safety, maintenance, coach training, and Safe Sport.
- (e) “Class” shall mean any Youth fitness class provided by RAP or other RAP Partner Provider, at a Recreation Center or other such facilities where Activities occur, which shall each meet the Quality Youth Sports Criteria and be described in a YSP Project Plan.
- (f) “Direct Costs” shall mean those costs incurred by the Grantee of the type described in *Exhibit B*, and reimbursable at the rates set forth in *Exhibit B*, subject to the terms and conditions of this YSP Agreement. In no case shall Direct Costs include any cost where the payment of which would violate any Applicable Law or otherwise constitute a breach of this YSP Agreement. Upon mutual agreement by the Parties, Direct Costs may be adjusted over time based on actual costs to RAP or RAP Partner Provider, allowing for increased costs for activities to meet RAP Standards, consistent with meeting Quality Youth Sports Criteria defined herein.
- (g) “Eligible Participant” shall mean: (i) any Youth enrolled and participating in a League or Class offered at a Pre-Qualified Recreation Center; or (ii) any Youth enrolled and participating in a League or Class at any Recreation Center in Los Angeles, which is not a Pre-Qualified Recreation Center (or other such sports facility as set forth in a YSP

Project Plan approved by LA 2028 and by City Council), and whose family demonstrates financial need through submission of a Fee Waiver to RAP; or (iii) any Youth enrolled in and participating in a League or Class provided by RAP Partner Providers at either a Pre-Qualified Recreation Center or pursuant to a Fee Waiver.

- (h) “Enrollment Practices” shall mean the systems, procedures, language, and culturally appropriate practices adopted by RAP from time to time and as described in *Exhibit C*, which are designed to (i) facilitate public awareness of the Quality Youth Sports offered at Recreation Centers or other such facilities where Activities occur, (ii) facilitate or simplify in-person and online registration, and (iii) encourage feedback, provided that there is no additional resource impact or fee to RAP or the end-user.
- (i) “Fee Waiver” shall mean the self-certification form by which financial need shall be assessed, in substantially the same form as *Exhibit D* attached hereto. Each Fee Waiver shall include certification that the Youth participant is eligible to receive and/or receives a free or reduced lunch at the public or private school attended by such Youth (which school shall be identified on Fee Waiver).
- (j) “Grantee” shall mean the City acting through RAP pursuant to the terms and conditions of this YSP Agreement.
- (k) “League” shall mean any Youth sport league provided by RAP or other RAP Partner Provider, at a Recreation Center or other such facilities where Activities occur, which meet the Quality Youth Sports Criteria and is described in a YSP Project Plan approved by LA 2028.
- (l) “Orders” shall mean the provisions of the City’s charter, ordinances, and rules; laws and regulations; and any orders, writs, judgments, decrees, determinations, or awards to which the City or RAP is a party.
- (m) “Pre-Qualified Recreation Center” shall mean those Recreation Centers located in neighborhoods where the median household income is under \$70,000 within a half-mile radius, in accordance with the California State Parks Community Fact Finder. Pre-Qualified Recreation Centers will be identified in the annual YSP Project Plan and selection will prioritize sites where increased investments promote equitable access to sports and fitness opportunities. Subject to mutual agreement by the Parties, the Parties may adjust or re-classify how Pre-Qualified Recreation Centers are pre-qualified in order to increase participant access or to adjust for capacity, provided that LA28 shall provide the IOC with notice prior to any such adjustments or reclassifications.
- (n) “Program Year” shall mean (i) the period commencing upon the Effective Date of the YSP Agreement through June 30, 2020 for the first Fiscal Year of the Agreement Term; (ii) any subsequent twelve-month period from July 1 through June 30 thereafter during the Agreement Term; or (iii) the period commencing July 1, 2028 and concluding September 1, 2028 for the final Fiscal Year of the Agreement Term.
- (o) “Quality Youth Sports” shall mean City approved Classes, Leagues, and Signature Youth Sport Programs, which meet or exceed the Quality Youth Sports Criteria, offered by RAP and RAP Partner Providers.



- (p) “Quality Youth Sports Criteria” shall mean the RAP Standards with respect to site safety, maintenance, coach training, and Safe Sport (as specified in *Exhibit A*); and Enrollment Practices for participants (on-line or in person and as specified in *Exhibit C*).
- (q) “RAP Partner Provider” shall mean third-party sport and fitness program providers that are selected by RAP to enhance, complement, or otherwise provide City Leagues, Classes, and Signature Youth Sport Programs. The Parties agree that RAP Partner Providers must comply with the requirements in this YSP Agreement unless otherwise specified.
- (r) “Recreation Center” shall mean any and all of the one hundred twenty-three (123) recreation centers currently managed by RAP in the City, as well as any new centers that may be developed or added to the Department during the Agreement Term.
- (s) “Safe Sport” shall mean RAP’s implementation of the education and response recommendations developed with, and approved by, the U.S. Center for SafeSport to protect athletes from emotional, physical, and sexual misconduct by informing and training participants, parents and guardians of participants, coaches, officials, volunteers, and staff related to youth sports programs and establishing an effective response and resolution mechanism.
- (t) “Seasonal Sports Schedule” shall mean the combined schedule of Leagues and Classes provided at Recreation Centers by RAP or other RAP Partner Provider identified in a YSP Project Plan approved by LA 2028. The Seasonal Sports Schedule shall be divided into four program seasons consisting of fall, winter, spring, and summer seasons.
- (u) “Special Fund” shall mean the Youth Sports Program Fund that is created and established within the City’s Treasury for the receipt, retention, and disbursement of funding received by the City pursuant to this YSP Agreement.
- (v) “Signature Youth Sports Program” shall mean any new or substantially reorganized RAP offering of sport or Adaptive Sport for Youth, including offerings delivered in conjunction with a RAP Partner Provider, which shall meet the Quality Youth Sports Criteria and be described in a YSP Project Plan.
- (w) “Start-Up Costs” shall mean the costs associated with creating or substantially reorganizing Youth and sport-oriented programs.
- (x) “Trained Coaches” shall mean each sports instructor or coach of Activities, whether paid or volunteer, who is certified in accordance with *Exhibit A*.
- (y) “Youth” shall mean an individual who is under the age of eighteen (18) on the first day of the League, Class, or other such Activity identified in an approved YSP Project Plan.
- (z) “YSP Project Plan” shall mean the annual written project plan which shall be submitted by the City to LA 2028 to approve or reject each year as set forth in Section 9(b) during the term of this YSP Agreement, and which shall meet the terms of this YSP Agreement, including specifications mutually agreed upon by the Parties for fund allocations by LA2028. Within 30 days of a YSP Project Plan’s approval, LA 2028 shall provide notice to the IOC of such YSP Project Plan’s approval and content.

**Section 7. Roles and Responsibilities.**

(a) LA 2028 Availability of Grant Funds. During the term of this YSP Agreement, LA 2028 shall make available \$160,000,000 to the City, less the SWIMLA Grants expended in 2018 and 2019, as recited above, to be paid for YSP Project Plan Grants (“Grant Funds”) on the terms and conditions set forth in Section 8 below.

(b) RAP Provision of Quality Youth Sports. During the Agreement Term:

- (i) RAP shall provide Leagues and Classes at all Recreation Centers within the City, subject to availability, capacity, maintenance needs, or infrastructure conditions at each Recreation Center;
- (ii) RAP shall offer Leagues across all Recreation Centers within the City following the Citywide Seasonal Sports Schedule (subject to availability, capacity, maintenance needs, or infrastructure conditions at each Recreation Center);
- (iii) RAP shall develop, implement and maintain Enrollment Practices designed to encourage and maximize broad-based youth participation in RAP offerings; and
- (iv) RAP shall maintain each Recreation Center and YSP Sport offering in accordance with RAP Standards.

**Section 8. Grant Funds.**

(a) Available Funding. Subject to adjustments set forth in this Section 8, for each Fiscal Year throughout the Agreement Term, LA 2028 shall make available \$19,200,000 (see **Exhibit E**) to fund the YSP in accordance with a disbursement request amount included in the annual YSP Project Plan for that Fiscal Year.

(b) Funding Schedule. LA 2028 shall provide funding on a quarterly basis, consistent with a disbursement request included in any annual YSP Project Plan that has been approved by LA 2028, and the City shall deposit such funding into the Special Fund dedicated to YSP. Notwithstanding anything herein to the contrary, if any funds from the prior fiscal year are unencumbered in the Special Fund account, LA 2028 may reduce the annual funding amount by the amount of unencumbered funds to offset the Special Fund balance.

(c) Credit towards LA 2028 Youth Sports Commitment. Each quarterly payment shall be credited towards the total LA 2028 Youth Sports Commitment.

(d) Funding for Direct Costs. Unless otherwise provided in this YSP Agreement, the City may use Grant Funds available for each Fiscal Year to offset the Direct Costs in accordance with the City’s YSP Project Plan for a given Fiscal Year as specified in **Exhibit B**. Subject to the terms and conditions of this YSP Agreement, the City may also use Grant Funds for Direct Costs related to Signature Youth Sports Programs described in a LA 2028 approved YSP Project Plan for a given Fiscal Year. The Parties acknowledge and agree that the majority of any year’s Grant Funds shall be reserved for use by RAP to offset Direct Costs of participation in Quality Youth Sport Leagues and Classes, and the City shall target 20% of the Grant Funds available for a given Fiscal Year for Direct Costs related to Signature Youth Sports Programs described in Section 6(v); provided that the Parties acknowledge that if

the proposed Signature Youth Sports Programs for a given year includes new or substantially reorganized RAP offering of Adaptive Sport for Youth then higher Direct Costs associated with such new offering(s) of Adaptive Sport for Youth may cause the City to exceed the 20% target.

(e) Funding for Other Costs. Notwithstanding anything herein to the contrary, the City may use up to 4% of total Grant Funds, six million four hundred thousand dollars (\$6,400,000) to recoup or otherwise cover expenses that are consistent with the Parties' shared goal to increase the number of City youth participating in sport and fitness programs but do not qualify as Direct Costs, including but not limited to community engagement and outreach, program Start-Up costs, Safe Sport, marketing, program branding, and reporting requirements ("Other Costs"). The City shall have broad discretion and unilateral control over how these funds are expended to support the above stated goals, as described in the YSP Project Plan for any given Fiscal Year. LA 2028 shall pay the City the Other Costs in quarterly payments as necessary to support each approved YSP Project Plan. Other Costs may vary from year to year, however the total amount available for Other Costs over the term of the YSP Agreement shall not exceed \$6,400,000. These Grant Funds for Other Costs shall be credited towards LA 2028's total commitment for YSP.

(f) Identified Unrequested Funds. For the avoidance of doubt, to the extent funds are identified and made available by LA 2028 pursuant to Section 8(a), but not requested by the City and funded by LA 2028 pursuant to an approved YSP Project Plan (the "Identified Unrequested Funds"), such Identified Unrequested Funds shall not be deemed credited towards the total LA 2028 Youth Sports Commitment in accordance with Section 8(c) until such time as the Identified Unrequested Funds are requested and funded in accordance with the terms of this YSP Agreement. Notwithstanding anything to the contrary contained herein, to the extent in any given year there are Identified Unrequested Funds, such funds shall remain available for request by the City in accordance with the terms of this YSP Agreement in any subsequent year until funded, provided, commencing with the fourth annual YSP Project Plan, such subsequent YSP Project Plan requests shall not exceed the greater of (x) \$30 million and (y) the sum of the annual available funding pursuant to Section 8(a) plus any remaining Identified Unrequested Funds from prior years that have not been the subject of a prior YSP Project Plan request.

(g) Prior and Current Year Grants. For Fiscal Year 2019-2020, the available Grant Funds will be reduced by the total sum of any prior and current year grants received from LA 2028, which is calculated as: (A) funding provided by LA 2028 under the terms of the 2018 SWIMLA Grant, plus (B) the actual amount to be funded by LA 2028 under the terms of the 2019 SWIMLA Grant. The sum of prior and current grant amounts received from LA 2028 shall be credited toward the total funding to be provided under the LA 2028 Youth Sports Commitment.

## **Section 9. YSP Project Plan.**

(a) Requirements. The City shall have broad programmatic discretion over youth sports programs and activities to be provided under a YSP Project Plan for any given Fiscal Year, provided that the youth sport programs and activities meet LA 2028's requirements as set forth below:

- (i) Approval by the City Council. Each YSP Project Plan shall specify the Seasonal Sports Schedule and Signature Youth Sports Programs for which Grant Funds are being requested. The City's YSP Project Plan for each Fiscal Year must obtain the City Council's approval.
- (ii) Preference for Olympic and Adaptive Sports. Subject to the terms and conditions of this YSP Agreement, the City may use Grant Funds available for a given Fiscal Year to establish, operate, and otherwise provide youth sport programs and

activities that are neither Olympic nor adaptive sports. Notwithstanding the foregoing, for proposed Signature Youth Sports Programs, the City shall (i) make best efforts to include Olympic and adaptive sports that are anticipated to be part of the 2020, 2024, or 2028 Olympic and Paralympic Games sports program and (ii) shall work in good faith on proposed Signature Youth Sports Programs with any National Governing Board NGB (NGB) that seeks to develop and promote with the City Olympic and Paralympic sports.

- (iii) Tracking Participants. The City shall track a yearly increase in the number of Eligible Participants resulting from the use of Grant Funds. The City shall use the 2018-2019 participation counts provided by RAP as a baseline figure to serve as a starting point for measurement purposes (provided in **Exhibit F**).
- (iv) Safety. The safety of the YSP participants is the Parties' highest priority. No later than one year from the date of this YSP Agreement's execution, the City shall provide the Safe Sport program in connection with all Activities by RAP and any RAP Partner Providers through the term of this agreement, provided, however, that the U.S. Center for SafeSport has worked with the City in good faith, and in a timely manner, on the development and approval of the program.

(b) Submittal Process.

- (i) Timeline for Submission of Annual Requests for YSP Funds. No later than January 31, 2020 with respect to Fiscal Years 2019-2020 and 2020-2021, and no later than October 1 of each subsequent calendar year during the Agreement Term through October 1, 2027, RAP may submit to LA 2028 YSP Project Plans which have all elements of the YSP Project Plan and satisfy all of the requirements of this YSP Agreement.
- (ii) Timeline to Approve or Reject Annual YSP Project Plan Requests. With respect to YSP Project Plans submitted in accordance with Section 9(b)(i) above, LA 2028 shall approve or reject YSP Project Plans for Fiscal Years 2019-2020 and 2020-2021 within 14 days of receipt, and thereafter by November 1st of each full calendar year during the Term (or within 30 days of receipt if RAP has submitted a YSP Project Plan prior to October 1). If rejected, the City shall have an opportunity to amend and resubmit the YSP Project Plans within four (4) weeks of receiving a rejection notice from LA 2028 pursuant to Section 17(a). LA 2028 shall approve or reject the amended YSP Project Plans within ten (10) calendar days of receipt.
- (iii) Grant Request Requirements. RAP shall submit all of the following items for approval by LA 2028 in connection with each annual YSP Project Plan:

The proposed annual YSP Project Plan, in a form mutually agreed upon by the Parties.

A proposed Seasonal Sports Schedule in substantially the form attached hereto as **Exhibit G**, provided that: (i) the Seasonal Sports Schedule shall reflect Leagues and Classes; and (ii) Leagues are offered at Recreation Centers throughout the City (subject to Section 7(b)(ii)).

A proposed request for disbursement of YSP Funds to cover the Direct Costs for

each season described in the Seasonal Sports Schedule (“Seasonal Advance Funding”) associated with the reasonably anticipated enrollment of Eligible Participants for each season, which enrollment figures shall be reasonably determined by RAP acting in good faith and informed by past enrollment figures (“Anticipated Enrollment”). Each request for Seasonal Advance Funding shall include the payment schedule of requests for Seasonal Advance Funding in the annual YSP Project Plan.

The amount of Seasonal Advance Funding for each season shall be the sum of (x) the Anticipated Enrollment for such season at each Recreation Center multiplied by \$180 for Leagues, (y) the Anticipated Enrollment for such season at each Recreation Center multiplied by \$80 for Classes, and (z) the unit costs for aquatic classes and aquatic leagues (the “Aquatic Costs”). The Aquatic Costs have not yet been defined, but the Parties agree (i) to work together in good faith to define the Aquatic Costs and (ii) that the City may submit the Aquatic Costs as a part of the Signature Youth Sports Program, for a given Fiscal Year in the YSP Project Plan for that Fiscal Year.

A compliance certificate executed by the General Manager of RAP, or their designee, certifying the following matters have been met through reasonable efforts and substantially demonstrate compliance, including:

1. This YSP Project Plan does constitute a legal, valid and binding obligation of RAP;
2. The representations and warranties set forth in the compliance certificate are true and correct as of the date of certification and will be true and correct for the duration of the Program Year;
3. RAP has not, and shall not, collect more than \$10 from each Eligible Participant directly for participation in any of the Activities described in the Project Plan. By mutual approval of the parties, this fee may be adjusted over time based on actual costs to RAP or RAP Partner Providers, allowing for increased costs for activities to meet RAP Standards, consistent with meeting Quality Youth Sports Criteria;
4. The YSP Project Plan complies with all requirements of the YSP Agreement;
5. RAP has not entered into, and shall not enter into, any agreement, understanding or arrangement which would grant commercial sponsorship, affiliation or other identification rights of any kind or description with respect to the 2028 Games, LA 2028, the USOPC, the IOC, to any supplier of goods or services or to any other person or entity;
6. RAP does not and shall not discriminate on the basis of race, color, national origin, age, sex, sexual orientation, marital status, creed, religion, citizenship, ancestry or political affiliation; and

7. No audit, investigation, proceeding or other inquiry known to RAP as of the even date herewith is pending by the Internal Revenue Service, the Franchise Tax Board or the Attorney General of any state with respect to RAP.
- (iv) Quality Sport Program Certification. No later than one month prior to the commencement of any Program Year, RAP shall submit a certificate of compliance (“Quality Sport Program Certification”), certifying that all sports programming for Youth described in the YSP Project Plan meets Quality Youth Sports Criteria as of the date of certification, and will continue to meet Quality Youth Sports Criteria during the Program Year.
- (v) Third Parties. Subject to the requirements set forth in this YSP Agreement, RAP may subcontract with RAP Partner Providers; provided that such RAP Partner Providers are referenced in the relevant YSP Project Plan.

**Section 10. Requirements for the Expenditure of Grant Funds.**

(a) All Grant Funds are to be expended solely for the purposes, activities, items, contractors (if any), and estimated amounts outlined in the respective YSP Project Plan approved by LA 2028.

(b) All Grant Funds must be expended for public purposes.

(c) The Grantee shall act in accordance with the fiduciary duty attached to the receipt and expenditure of Grant Funds intended to benefit the public. Consistent with that fiduciary duty and the public trust from which it flows, the Grantee shall ensure the proper expenditure at all levels of all Grant Funds pursuant to this YSP Agreement. All expenditures shall be the result of arm’s length transactions and not the result of, or motivated by, self-dealing on the part of the Grantee or LA 2028, or any employee or agent of the Grantee or LA 2028. The Grantee shall not offer or provide money, the promise of advantage, or other things of value directly or indirectly to anyone in order to unlawfully influence any decision or action relating to a YSP Project Plan, the Grantee, or LA 2028.

(d) In addition to the limitations set forth above, Grant Funds may never be used:

- (i) To support a political campaign, party, or candidate for public office, or to influence the outcome of any specific public election, or to carry on, directly or indirectly, any voter registration drive;
- (ii) To support or attempt to influence any government legislation, or carry on propaganda, within the meaning of Section 4945(d)(1) of the Internal Revenue Code;
- (iii) In violation of, or in support of activities violating, Applicable Law;
- (iv) To make a sub-grant which does not comply with Section 4945(d)(3) or (4), or for purposes other than those specified in Section 170(c)(2), of the Internal Revenue Code (26 U.S.C. §§1 et seq.); and
- (v) To undertake any activity for any purpose other than one specified in Section 170(c)(2)(B) of the Internal Revenue Code.

**Section 11. Insurance, Risk Management.**

(a) The City agrees that no later than the Effective Date and for the duration of this YSP Agreement, and for such period after during which claims may reasonably be expected and in accordance with the applicable statute of limitations, on behalf of itself and any RAP Partner Providers, contractors or subcontractors, the City shall self-insure against all risks and any potential errors or omissions with respect to the Quality Youth Sports, Activities, facilities (including Recreation Centers and any third party facilities where Activities may occur), or the activities of the City, its employees, or any RAP Partner Providers, contractors or subcontractors. This YSP Agreement will serve as evidence of such self-insurance.

(b) The City shall waive its right to recover damages against LA 2028 or any of its officers, directors or employees for any loss, damage or liability against which the City has agreed to self-insure under Section 11(a).

**Section 12. Reconciliation.**

(a) Reconciliation Requirements. Commencing July 1, 2020 and at the end of each Fiscal Year thereafter, RAP shall certify actual expenditures in accordance with Section 12(b) below, actual participation rate calculated in accordance with Section 12(c) below, no supplantation in accordance with Section 12(d) below, qualification of participants, and compliance with this YSP Agreement, with respect to each YSP Activity, as compared to the YSP Project Plan. The City Administrative Officer (“CAO”), or their designated representative, shall validate such certification no later than September 1 (i.e., no later than sixty (60) days following the conclusion of the Fiscal Year) in accordance with a form or process mutually agreed upon by the Parties.

(b) Actual Expenditures. RAP shall calculate the actual amount expended or encumbered at each Recreation Center using Grant Funds for each category of Direct Costs specified in Exhibit B, as well as all other Direct Costs and Other Costs expended by RAP under the YSP Project Plan at each Recreation Center, and shall include the calculation of such actual expenditures or encumbrances in the certification provided for in Section 12(a). For Direct Costs and Other Costs expended or encumbered by RAP that are not included in any Recreation Center, RAP shall also include the calculation of such actual expenditures or encumbrances in the certification provided for in Section 12(a).

(c) Actual Participation Rate. The actual participation rate of Eligible Participants will be calculated by: (i) confirming the correct classification of Eligible Participants; and (ii) adding (x) the number of Eligible Participants enrolled in each League and Class at one of the Pre-Qualified Recreation Centers, and (y) the number of Eligible Participants enrolled in the Leagues and Classes set forth in a YSP Project Plan at the remaining Recreation Centers identified in the YSP Project Plan who completed and submitted an approved Fee Waiver.

(d) No Supplantation. RAP shall use best efforts to maintain existing funding that RAP and third-party grantors have provided to each Recreation Center to support access to youth sport throughout the entire period of this YSP Agreement and agrees that Grant Funds shall be used to supplement, not supplant, any existing baseline funding. RAP shall provide RAP's FY 2019-2020 approved budget and all subsequent annually approved RAP budgets during the Term. As part of the reconciliation process pursuant to Section 12(a) above, RAP shall annually provide the following calculations of baseline funding provided to support all of RAP's youth sport programs: 1) approximate budget allocation to support youth sport programs by recreation center (including budgeted positions); 2) all other third-party grantors; and 3) any other sources, included fees for service, in accordance with a form or process

mutually agreed upon by the Parties.

(e) Excess Funds. Should the amount of Grant Funds provided by LA 2028 to RAP under any YSP Project Plan exceed the actual expenditures provided for in Section 12(b) and incurred in the Grant Period, the excess funds (“Excess Funds”) shall be retained in the Special Fund to be used by RAP during the Agreement Term in connection with the subsequent LA28 approved YSP Project Plan and/or Seasonal Advance Funding Requests.

(f) Remaining Funds. Notwithstanding Section 12(d), up to \$10 million of (i) funding provided by LA 2028 for the YSP which remains unspent in the final Fiscal Year of the Agreement Term and (ii) any Identified Unrequested Funds shall be available for a YSP Project Plan for Fiscal Year 2028-2029 and shall be credited towards LA 2028’s total commitment for the YSP, provided that the City’s use of any remaining Grant Funds as set forth in this Section is approved by LA 2028 pursuant to the terms of this YSP Agreement. Upon the expiration or termination of this YSP Agreement, any Identified Unrequested Funds and Excess Funds (the “Remaining Funds”) shall be transferred to LA 2028’s lawful successor entity that will distribute the Remaining Funds to the RAP programs that are designed to promote youth sports in the City.

**Section 13. Transparency and Accountability.**

(a) Annual Report. By September 30 of each year of the Agreement Term (including any extension of the YSP for Fiscal Year 2028-2029 in accordance with Section 12(f) above), the City shall annually make a report of the prior Program Year available to the public (the “Annual Report”). The Annual Report shall include the following information: (1) The City’s account for its use of Grant Funds in the prior Program Year as provided for in Section 12(b); and (2) a key-performance-indicators (“KPIs”) section with a specific focus on determining whether the objective of increasing access to and participation in youth sport programming was successful under the annual YSP Project Plan as evidenced by providing data on the KPIs included in *Exhibit H*. If the Annual Report does not specify the methodology used by the City to measure achievement of KPIs, the City shall separately provide such information to LA 2028. The Parties agree that in no event shall the City rely on an auditor to prepare any Annual Report that is then also contracted to provide auditing or accounting services to LA 2028.

(b) Quality Assurance. RAP has identified certain internal mechanisms to ensure RAP compliance with its safety and maintenance practices, described in further detail in *Exhibit I* (“Internal QA Function”). During the Term, RAP shall maintain compliance with all RAP Standards and YSP Project Plan Requirements. The Internal QA Function shall regularly monitor RAP’s compliance with all RAP Standards and YSP Project Plan Requirements.

(c) Books and Records. Grantee shall maintain complete, accurate, and current operating and financial books, records, and related documentation with respect to all Activities which are the subject of Grant Requests during the Term or the performance of this YSP Agreement. During the Term and for five (5) years thereafter, LA 2028 (and following its dissolution, the IOC) shall have the right to inspect, review, and copy Grantee’s books, records, and other documents for purposes of verifying actual participation levels incurred in delivering Activities and general compliance with any other terms of this YSP Agreement or any YSP Project Plan at any time, at LA 2028’s/the IOC’s sole discretion. All costs of performing such inspection or audit shall be borne by LA 2028/the IOC, and exclude the use of any Grant Funds to do so.

(d) LA 2028 Reports. RAP acknowledges that LA 2028 is required to appear quarterly and/or upon request before the City Council to provide a briefing on, inter alia, LA 2028’s support for youth sport programs increasing access to sport for City youth. LA 2028 may submit its annual report



articulating support for such programs, as part of its reporting requirement to the City as set forth in the 2017 MOU. Additionally, LA 2028 has reporting requirements to its Board of Directors and to the IOC regarding the same. RAP agrees to cooperate fully and timely with any reasonable LA 2028 requests for data and information reasonably necessary for LA 2028 to fulfill such requirements. RAP further acknowledges that LA 2028 may share any publicly available data or information provided under this YSP Agreement with its accountants, attorneys, advisors, representatives, agents, and affiliates and other third parties (including without limitation the IOC and International Paralympic Committee). Notwithstanding the foregoing, no data or information may be shared that can be used to distinguish or trace an individual's identity, either alone or when combined with other information that is linked or linkable to a specific individual, unless the data or information has been anonymized in a manner sufficient to ensure that the data or information is not capable of re-identification with the specific individual.

**Section 14. Termination.** This YSP Agreement shall automatically terminate upon the occurrence of any of the following events: (i) upon the expiration of the Agreement Term; (ii) the termination of the Host City Contract; or (iii) the express written agreement of each of the parties hereto to terminate this YSP Agreement.

**Section 15. Survival.** Section 12(e) and Sections 16 and 17 shall survive the Agreement Term or termination of this YSP Agreement.

**Section 16. Dispute Resolution.** Any dispute involving this YSP Agreement or any YSP Project Plan will be resolved in accordance with the procedures specified in *Exhibit J* attached hereto.

**Section 17. General Provisions.**

(a) **Notices.** Any notices or reports relating to this YSP Agreement, and any request, demand, statement, or other communication required or permitted hereunder, shall be in writing and shall be delivered to the Parties at their respective addresses set forth in *Exhibit K*. Each Party shall promptly notify every other Party of any change of contact information, including personnel changes, provided in *Exhibit K*. Written notice shall include notice delivered via email or facsimile. A notice shall be deemed to have been received on: (i) the date of delivery, if delivered by hand during regular business hours, or by confirmed facsimile or by email; or (ii) on the third (3rd) business day following mailing by registered or certified mail, return receipt requested, to the addresses set forth in *Exhibit K*.

(b) **Relationship of Parties.** The Parties are and shall remain at all times, as to each other, wholly independent entities. No Party shall have power to incur any debt, obligation, or liability on behalf of another Party unless expressly provided to the contrary by this YSP Agreement. No employee, agent, or officer of a Party shall be deemed for any purpose whatsoever to be an agent, employee, or officer of another Party.

(c) **Assignment.** No Party may assign any of its rights or delegate any of its obligations hereunder without the prior written consent of the other Party. This shall be binding upon and inure solely to the benefit of each Party and its successors and permitted assigns, and nothing in this YSP Agreement, express or implied, is intended to or shall confer upon any other person any rights, benefits, or remedies of any nature whatsoever under or by reason of this YSP Agreement.

(d) **Amendment; Waiver.** Subject to written approval by the IOC, the terms and provisions of this YSP Agreement shall be binding upon the Parties and may not be amended, modified, or waived, except by an instrument in writing signed by each of the Parties and approved by the IOC. Waiver by any Party to this YSP Agreement of any term, condition, or covenant of this YSP Agreement shall not

constitute a waiver of any other term, condition, or covenant. Waiver by any Party of any breach or violation of any of the provisions of this YSP Agreement shall not constitute a waiver of any breach or violation of any other provision of this YSP Agreement, nor a waiver of any subsequent breach or violation of any provision of this YSP Agreement.

(e) Indemnification. City shall defend, indemnify, and hold harmless LA 2028 and its board, officers, agents, affiliates, employees, assigns, and successors in interest from and against all lawsuits and causes of action, claims, losses, demands, and expenses, including, but not limited to, damages, or liability of any nature whatsoever, for death or injury to any person, or damages or destruction of any property of any third parties, or arising in any manner out of or incident to the preparation, arranging, performance, or sponsoring of this YSP Agreement, by reason of an act, error, or omission by RAP, and/or of its commission, officers, agents, employees, assigns, and successors in interest. The rights and remedies provided in this Section shall not be exclusive, and are in addition to any other rights and remedies provided by law or under this YSP Agreement. This provision will survive expiration or termination of this YSP Agreement.

(f) Entire Agreement. This YSP Agreement constitutes the entire agreement among the Parties with respect to the subject matter hereof and supersedes all prior or contemporaneous agreements, whether written or oral, with respect thereto, provided that nothing in this YSP Agreement shall be deemed to supersede or otherwise modify all or any terms of the following: (i) the Games Agreement and any exhibits attached thereto; and (ii) the Host City Contract, any joinders to the Host City Contract, and any exhibits attached thereto.

(g) Non-Recourse. No obligation of LA 2028 or the City under this YSP Agreement constitutes an obligation of, and no recourse, claims, actions, rights to sue, or other remedies shall be had against, any trustee, director, officer, employee, volunteer, agent, consultant, member, attorney, representative, or independent contractor of LA 2028, or the City for any obligations arising out of this YSP Agreement. No trustee, director, officer, employee, volunteer, agent, consultant, member, attorney, representative, or independent contractor of LA 2028, or the City, shall have any personal liability or obligation for any act or omission of LA 2028 or the City, whether arising out of this YSP Agreement or otherwise in connection with any of the transactions contemplated hereby or thereby or any other matter related to the 2028 Games.

(h) Disclaimer. It is expressly understood by the Parties that no director, member, officer, employee, or other representative of any of the Parties shall incur any financial responsibility or liability of any kind or nature whatsoever in connection with this YSP Agreement, or any amendment and/or subsequent agreement regarding the subject matter hereof. LA 2028 shall have no liability for any debts, liabilities, deficits, or cost overruns of the Grantee. The Parties agree that the liability of LA 2028 hereunder shall be limited to the payment of this Grant pursuant to the terms and conditions of this YSP Agreement. Any contracts entered into or other obligations or liabilities incurred by the Grantee in connection with any Activities or otherwise relating to this YSP Agreement, or any YSP Project Plan provided pursuant to the terms of this YSP Agreement, shall be the sole responsibility of such Party, and LA 2028 shall have no obligation or liability whatsoever thereunder or with respect thereto. In no case shall LA 2028 be liable to the Grantee or any third party for consequential damages.

(i) No Third-Party Beneficiary. Except as expressly provided in Section 17(k), "IOC Approval," and Section 17(m), "Recovery Solely Against LA 2028," no third-party is intended to be, or shall be deemed to be a beneficiary of any provision of this YSP Agreement.

(j) Information and Knowledge Management. The Parties acknowledge Section 29.2 of the

Host City Contract - Principles, and RAP agrees to cooperate with LA 2028 and facilitate the implementation of appropriate policies and protocols which are compliant with Applicable Laws to facilitate the transfer of “Games Information Knowledge and Expertise” in accordance with LA 2028’s information knowledge strategy and policies.

(k) IOC Approval Required. The Parties acknowledge that the understandings set forth in this YSP Agreement are subject to the written approval of the IOC and shall not be binding upon any Party unless and until such written approval is obtained. The Parties further acknowledge that any Section 17(c) written consent provided by a Party to allow the other Party to assign any of its rights or delegate any of its obligations hereunder is subject to the prior written approval of the IOC and shall not be binding upon any Party unless and until such written approval is obtained.

(l) Marketing or Publicity Rights. The City will regularly consult and collaborate with LA 2028 on the brand identity and marketing of the YSP and will provide LA 2028 such information regarding the City’s plans with respect thereto as may be reasonably required by LA 2028. The City may not affiliate itself, or their respective staff or partners, with the United States Olympic and Paralympic Properties, LLC (“USOPP”) or any other official Olympic and/or Paralympic organization, including the IOC, International Paralympic Committee, USOPC, and any joint venture or similar entity with any such party (each a “Games Entity”) or use any marks or brands associated with the commercial properties of any Games Entity without the prior, express, written consent of LA 2028, subject to the understanding that any such consent may be conditioned on the City providing LA 2028 such information as may be reasonably required by LA 2028 in order to evaluate the City’s request. LA 2028, the USOPC, and the IOC may not affiliate itself or their respective staff or partners, with the City or use any marks or brands associated with the City without the prior, express, written consent of the City; provided, however, that approval for the IOC to publish promotional materials relating to the Activities, or any YSP Agreement provided hereunder, shall not to be unreasonably withheld, conditioned or delayed. Nothing in this YSP Agreement shall be construed as giving any Party the right to advertise or publicize its affiliation or relationship with the other Party, or represent or imply that any product or service provided has been endorsed or approved by them, including by publishing or issuing any statement (factual or otherwise) about LA 2028 or the City of LA, without prior written consent. Neither Party shall have a right to use any trademarks, logos, or other intellectual property of the other without their prior, express, written consent. LA 2028 shall obtain express written consent from City affirming parental consent or waiver prior to publishing photos of minors. Nothing herein is intended to prevent the IOC from promoting the importance of the YSP to the success of the 2028 Olympic and Paralympic Games or from providing general news coverage of the YSP through the IOC’s media channels.

(m) Recovery Solely Against LA 2028. The Parties acknowledge and agree that RAP shall have no right of recovery of any kind against USOPP, the USOPC, or the IOC, or any affiliate, director, officer, employee, consultant, or independent contractor of any of USOPP, the USOPC, or the IOC under this YSP Agreement, and that its sole and exclusive recourse or remedy for any claims, demands, actions, suits, or other proceedings under this YSP Agreement shall be against the assets of LA 2028 only. Each of USOPP, the USOC, and IOC shall be a third-party beneficiary of this Section with full rights of enforcement thereof. This provision will survive expiration or termination of this YSP Agreement.

(n) Governing Law. This YSP Agreement has been negotiated, executed, and delivered and will be performed in the State of California, and shall be governed by and construed in accordance with its laws.

(o) Interpretation. References in this YSP Agreement to any gender include references to all genders, and references to the singular include references to the plural and vice versa. Unless the context

otherwise requires, the words “include,” “includes,” and “including” when used in this YSP Agreement shall be deemed to be followed by the phrase, “without limitation.” Unless the context otherwise requires, references in this YSP Agreement to Sections, Annexes, Exhibits, and Schedules shall be deemed to be references to Sections of, and Annexes, Exhibits and Schedules to this YSP Agreement. Unless the context otherwise requires, the words “hereof,” “hereby,” and “herein,” and words of similar meaning when used in this YSP Agreement, refer to this YSP Agreement in its entirety and not to any particular Section or provision of this YSP Agreement.

(p) Counterparts. This YSP Agreement may be executed in any number of counterparts, each of which shall be an original, but all of which taken together shall constitute but one and the same instrument. This YSP Agreement is being executed in three (3) originals, each of which is deemed to be an original.

**IN WITNESS WHEREOF**, the Parties hereto have caused this YSP Agreement to be executed by their duly authorized representatives and affixed as of the date of signature of the Parties:

Executed this 16th day  
of September, 2020

THE CITY OF LOS ANGELES, a municipal corporation, acting by and through its DEPARTMENT OF RECREATION AND PARKS

By *M. Shull*  
GENERAL MANAGER

Executed this 18<sup>th</sup> day  
of September, 2020

LOS ANGELES ORGANIZING COMMITTEE FOR THE OLYMPIC AND PARALYMPIC GAMES 2028

By *Casey Wasserman*  
Name: Casey Wasserman  
Title: Chairperson

MICHAEL N. FEUER,  
City Attorney

Attest: HOLLY L. WOLCOTT, CITY CLERK

Date: 9/23/2020

Date: 9/18/2020  
By: *Daniel Kreinbring*  
Name: Daniel Kreinbring  
Title: Deputy City Attorney

By: *Holly L. Wolcott*   
Deputy City Clerk

## **Exhibit A**

### **Department Standards for Quality Youth Sports - Clean & Safe Parks**

#### **Site Safety**

RAP is committed to providing safe, accessible, and well maintained parks. The rules and regulations for all City Parks are codified in the City's Municipal Code, governed by the RAP Board of Commissioners and the Los Angeles City Council. Primary enforcement of all safety rules are handled by RAP's Park Ranger Division who collaborates closely with the Los Angeles Police Department (LAPD), Los Angeles Fire Department (LAFD), and other appropriate government agencies to ensure parks remain safe. RAP's Ranger Division has developed working relationships with LAPD Senior Lead Officers and the City Attorney's Neighborhood Prosecutors at all 22 LAPD stations and in each of RAP's three regional divisions: Metro, Pacific and the Valley Shoreline.

Through this collaboration, park rangers attend a weekly crime briefing at LAPD stations to exchange information on potential developing crime patterns or other issues that may affect safety for our patrons. The data shared at these meetings informs the deployment of shared resources by LAPD detectives and officers at parks across the City.

Members of the public are routinely encouraged to report safety concerns directly to Park Rangers, LAPD or through the City's 311 or 911 emergency operation divisions.

#### **Maintenance**

Maintenance and infrastructure care, especially lighting, plays a significant role in keeping our parks safe. RAP continues to replace and add LED lighting at every park in the City to provide a brighter more focused reliable light source. LED lighting is also effective in reducing required maintenance.

All Parks and facilities shall be maintained at a level free of excessive litter, debris, and graffiti. Restrooms shall be kept clean, sanitary, and well-stocked during all park hours. All known maintenance issues shall be addressed in a timely manner to prevent disruption or impact of any recreational program.

All members of the public are able to report maintenance concerns directly to on site park recreation staff, maintenance crews, park rangers or through the City's 311 system or through the Department's on line-app

#### **Coaches Training and Standard**

##### *Vetting for Volunteer Coaches:*

All RAP volunteer coaches are currently vetted through a mandatory Volunteer Application process. A volunteer, who is not already registered in the system, receives a Volunteer Application form; fills out the application in person or on line at home or at the local recreation center.

RAP Human Services Division (HR) receives the on-line application and e-reminds the applicant to get fingerprinted. The applicant must then schedule a Live Scan appointment to get fingerprinted by a Department Live Scan technician at one of several Live Scan RAP locations. The applicant waits for Department of Justice (DOJ) report that is sent to HR. HR reviews the report to determine if the volunteer is cleared to volunteer. A volunteer is not authorized to coach until their fingerprint (DOJ) clearance is received by RAP's HR Division. DOJ actively continues to monitor volunteer's status and sends status changes to HR. If HR clears the volunteer, recreation staff is notified and the volunteer can

begin coaching at the recreation center. RAP uses Volgistics, a consolidated database to keep track of volunteer information including their clearance dates and estimated hours worked.

#### *Coaching Training:*

RAP has training standards and procedures to certify its volunteer coaches and to ensure participating youth receive the appropriate educational, social, and physical benefits of playing sports. RAP seeks quality candidates that pledge to live up to the responsibilities of a coach, and who will: place the emotional and physical well-being of players ahead of a personal desire to win, ensure the sports environment is one of fun and enjoyment, lead by example in demonstrating fair play and sportsmanship, and instill the proper attitudes and values in all participants.

RAP staff periodically receive coaches training, at times in partnership with local coaching organizations. Training is designed to provide common-sense messages on coaching and training today's young athletes. Delivery methods include sessions and clinics that provide sport specific trainings, by organizations that teach best practices. RAP staff is provided mandatory "train the trainer" sessions by these organizations, i.e., Coaching Corps, Positive Coaches Alliance, for staff to prepare volunteer coaches with the tools they need to teach and demonstrate good sportsmanship and best practices in the following topics:

- Communicating with athletes and parents
- Motivating young athletes
- Dealing with "problem" athletes
- Importance of well-planned practices
- Developing your own coaching philosophy
- Why kids play sports and why many drop-out
- Coaches' Code of Conduct for all RAP sport programs
- Skills Clinics
- Specific Gender Equity Guidelines

RAP staff shall ensure all coaches are trained in best coaching practices, inclusive of the Coaching Training described herein and through the use of on-line resources such as the How to Coach Kids online courses. RAP will include its annual training plan in each YSP Project Plan.

#### **Safe Sport**

In accordance with Section 9(a)(iv) of this YSP Agreement, the City shall provide a Safe Sport program in connection with all Activities by RAP and any RAP Partner Providers upon the commencement of the Safe Sport program.

**Exhibit B**

**Direct Costs**

<b>Direct Costs</b>		
<b>League</b>		
Line Item	Cost	Description
Trophy	\$13	All youth receive an item to recognize their participation. Teams that win 1st and 2nd place typically receive large trophies. Some
Sports Equipment (shared cost)	\$30.00	Sports equipment is replaced for every sport seasonally. Items vary per sport and may include: balls, scoreboards, nets, gloves,
Uniform (City contract)	\$40.00	All participants receive team uniforms. One set may include: jersey, shorts, socks, etc.
Volunteer Coaches //OR//	\$17.00	All volunteer coaches complete coaches training and background checks. When pre-requisites are met, coaches are placed on a
Non-Volunteer Coaches (shared cost)	\$40.00	This consists of part-time staff that: coach teams, host pre-season meetings to place youth on teams, set-up materials for games,
Officials	\$37.00	The cost per official depends on the sport and background of the official (experience/certification). The cost can range between \$30
Pre & Post-Season Events	\$20.00	Every quarter, facilities host opening and closing day events for each sport to generate excitement and acknowledge all kids
<b>Requested from LA28</b>	<b>\$180.00</b>	

<b>Class</b>		
Line Item	Cost	Description
Fitness Equipment (shared cost)	\$20.00	In order to facilitate a successful program, RAP ensures appropriate supplies are available at all sites. Some supplies include: sports
Class instructor (shared cost)	\$40.00	This individual teaches the specialized fitness activity.
Pre & Post-Season Events	\$20.00	Every quarter, facilities host opening and closing day events for each sport to generate excitement and acknowledge all kids
<b>Requested from LA28</b>	<b>\$80.00</b>	



## **Exhibit C**

### **Enrollment Practices**

RAP's Enrollment Practices constitute the systems, procedures, language, and culturally appropriate practices adopted by RAP from time to time, which are designed to (i) facilitate public awareness of the Quality Youth Sports offered at Recreation Centers or other such facilities where Activities occur, (ii) facilitate or simplify in-person and online registration, and (iii) encourage feedback, provided that there is no additional resource impact or fee to RAP or the end-user.

RAP's Enrollment Practices include a citywide marketing outreach strategy to increase awareness of enrollment opportunities and enroll as many participants as possible. RAP also employs a variety of methods to ensure families are able to sign up for activities in advance. For example, to allow better planning and scheduling for patrons, RAP standardized start dates and end dates for all sports and fitness activities so they are uniform citywide.

RAP currently utilizes the tools below to increase awareness of programs.

#### **1. Online Outreach & Registration**

- LAPARKS.ORG, RAP's main website, displays RAP events and activities in rotation to promote whatever is currently front and center.
- All RAP activities are programmed into RecTrac, RAP's online activity registration system, for activity registration, online or offline.
- LAPARKS.ORG has a direct link for patrons to register online for RAP activities in RecTrac.
- RecTrac can send email campaigns, on demand, to encourage patrons to enroll in upcoming activities. RecTrac currently has over 100,000 patron emails.
- RecTrac email campaigns can be targeted to past participants of specific activities or a general email to all.
- RAP Public Relations uses social media to promote RAP events and activities.

#### **2. In-Person Registration**

- Recreation staff can register patrons in person at the recreation center.
- RAP strives to use multiple languages on class and league bulletins and paperwork.

#### **3. Community Engagement**

- Periodically, RAP will solicit feedback from patrons, using platforms such as SurveyMonkey or MailChimp.
- Recreation center staff members perform program outreach to their respective communities.

**Exhibit D**

CITY OF LOS ANGELES  
DEPARTMENT OF RECREATION AND PARKS  
**SELF-CERTIFICATION FORM**

YEAR: \_\_\_\_\_

**Participant Name** \_\_\_\_\_

**Age** \_\_\_\_\_  
**Gender** M \_\_\_\_\_ F \_\_\_\_\_

**Parent/Guardian Signature** \_\_\_\_\_ **Date** \_\_\_\_\_

The participant listed above receives a free or reduced lunch through the National School Lunch Program at the public or private school attended by participant: (Name of School) \_\_\_\_\_.

**APPLICANT STATEMENT:** I certify that the information provided on this form is accurate and complete. I acknowledge that providing false information shall be grounds for termination from the program. I therefore authorize such verification, and will provide supporting documents if requested.

**Parent Consent:** I give permission for my child, whose name is listed below, to participate in the City of Los Angeles Department of Recreation and Parks Program. I authorize the City to make, procure or use photographs, film, tapes or other likenesses or Minor's physical image and/or voice as may be needed for use with program's publicity material. I agree to hold harmless the City of Los Angeles, Department of Recreation and Parks. **I understand that the City of Los Angeles carries no insurance.** I also understand the City of Los Angeles Department of Recreation and Parks Program reserves the right to dismiss a child for any conduct detrimental to the program.

DEPARTAMENTO DE RECREACIÓN Y PARQUES  
CIUDAD DE LOS ÁNGELES  
**FORMA DE AUTO-CERTIFICACION**

AÑO: 202\_\_

**Nombre del Participante:** \_\_\_\_\_ **Edad:** \_\_\_\_\_  
**Sexo:** M \_\_\_\_\_ F \_\_\_\_\_

**Firma del Padre/Guardián** \_\_\_\_\_ **Fecha:** \_\_\_\_\_

El participante mencionado en esta forma recibe un almuerzo gratis o reducido a través del Programa Nacional de Almuerzos Escolares en la escuela pública o privada a la que el participante atiende: : (Nombre de Escuela) \_\_\_\_\_

**Declaración del Participante:** Yo certifico que la información proveída en esta forma es correcta y completa. Yo reconozco que proveer información falsa podría ser causa de descalificación del programa. Yo, por lo tanto autorizo tal verificación y proveeré documentos adicionales si fuesen requeridos.

**Consentimiento de Padre:** Yo le doy permiso a mi hijo/a, cual está nombrado en esta forma, para participar en el programa del Departamento de Recreación y Parques de la Ciudad de Los Ángeles. Autorizo que la Ciudad de Los Ángeles haga, obtenga o utilice fotografías, videos, grabaciones u otras imágenes físicas y/o de voz cuales sean necesarios para uso con el material de publicidad de éste programa. Estoy de acuerdo a mantener indemne al Departamento de Recreación y Parques de la Ciudad de Los Ángeles. **Entiendo que la Ciudad de Los Angeles no tiene aseguranza.** También entiendo que el programa del Departamento de Recreación y Parques de la Ciudad de Los Angeles reserva el derecho a despedir a cualquier participante por cualquier conducta perjudicial al programa.

**Exhibit E**  
**Project Plan Funding**

**[See attached.]**

YSP Project Plan - Available Funding											
YSP Year	Start	End	Available Funding	Net Available Funding	Funds Requested	Identified Unrequested Funds	Direct Costs	Other Costs <i>Total not to exceed \$6.4M.</i>	Actual Costs	Excess Funds	Cummulative PY Available Funding
			\$160M / 100 months	Available Funding + Cummulative PY Available Funding	Direct input	Available Funds per FY - Funds Requested	Direct input	Direct input	Direct Costs + Other Costs	Funds Requested - Actual Costs	Allocated Unrequested Funding + Excess Funds
0*	SwimLA 2018	SwimLA 2019									
1**	03/01/20	06/30/20	\$6,400,000	\$3,900,000		\$3,900,000	\$2,500,000		\$2,500,000	-\$2,500,000	-\$2,500,000
2	07/01/20	06/30/21	\$19,200,000	\$23,100,000		\$23,100,000			\$0	\$0	\$3,900,000
3	07/01/21	06/30/22	\$19,200,000	\$42,300,000		\$42,300,000			\$0	\$0	\$23,100,000
4	07/01/22	06/30/23	\$19,200,000	\$61,500,000		\$61,500,000			\$0	\$0	\$42,300,000
5	07/01/23	06/30/24	\$19,200,000	\$80,700,000		\$80,700,000			\$0	\$0	\$61,500,000
6	07/01/24	06/30/25	\$19,200,000	\$99,900,000		\$99,900,000			\$0	\$0	\$80,700,000
7	07/01/25	06/30/26	\$19,200,000	\$119,100,000		\$119,100,000			\$0	\$0	\$99,900,000
8	07/01/26	06/30/27	\$19,200,000	\$138,300,000		\$138,300,000			\$0	\$0	\$119,100,000
9	07/01/27	06/30/28	\$19,200,000	\$157,500,000		\$157,500,000			\$0	\$0	\$138,300,000
10	07/01/28	08/31/28	\$19,200,000	\$157,500,000		\$157,500,000			\$0	\$0	\$157,500,000
			\$160,000,000				\$2,500,000	\$0	\$2,500,000		
							<b>Remaining Amount</b>		<b>\$157,500,000</b>		

\* This amount will be adjusted to reflect actual expenditures for SwimLA 2018 and 2019.

\*\* The Actual Costs for SwimLA 2018 and SwimLA 2019 will reduce the Net Available Funding in YSP Year 1.

Net Available Funding amount in YSP Year 10 is the sum of remaining Excess Funds and Identified Unrequested Funds pursuant to YSP Agreement Section 12(f).

**Exhibit F**  
**Tracking Participants**  
**[See attached.]**

**EXHIBIT F - Baseline FY 2018/2019**

**YOUTH SPORT PARTNERSHIP**



RECREATION CENTERS					Summer 2018 Actual Enrollment (Baseline) Totals			Fall 2018 Actual Enrollment (Baseline) Totals			Winter 2019 Actual Enrollment (Baseline) Totals			Spring 2019 Actual Enrollment (Baseline) Totals			FY 2018/2019 Actual Enrollment (Baseline) Totals		
Facility	Address	Region	CD	GPLA	Actual Enrollment (Baseline) - Classes	Actual Enrollment (Baseline) Sports Leagues	Actual (Baseline) Total Enrollment	Actual Enrollment (Baseline) - Classes	Actual Enrollment (Baseline) Sports Leagues	Actual (Baseline) Total Enrollment	Actual Enrollment (Baseline) - Classes	Actual Enrollment (Baseline) Sports Leagues	Actual (Baseline) Total Enrollment	Actual Enrollment (Baseline) - Classes	Actual Enrollment (Baseline) Sports Leagues	Actual (Baseline) Total Enrollment	Actual Enrollment (Baseline) - Classes	Actual Enrollment (Baseline) Sports Leagues	Actual (Baseline) Total Enrollment
1	109th Street R.C.	1464 E. 109th St., Los Angeles, CA 90059	Pacific	15	Y	36	41	77	36	36	74	48	122	32	114	146	178	203	381
2	Algin Sutton R.C.	8800 S. Hoover St., Los Angeles, CA 90044	Pacific	8	Y	4	172	176	36	36	6	110	116	5	149	154	51	431	482
3	Alpine R.C.	817 Yale St., Los Angeles, CA 90012	Metro	1	Y	178	184	362	147	184	131	167	298	186	90	276	642	478	1,120
4	Andres and Maria Cardenas R.C.	14740 Blythe St., Panorama City, CA 91402	Valley	6	Y			0	47	47	58		58	150		150	255	0	255
5	Balboa Sports Complex	17015 Burbank Blvd., Encino, CA 91316	Valley	6		149	630	779	112	112	143	411	554	188	282	470	592	1323	1915
6	Baldwin Hills R.C.	5401 Highlight Pl., Los Angeles, CA 90016	Pacific	10	Y	7	249	256	101	322	81	498	579	15	373	388	204	1,442	1,646
7	Banning R.C.	1331 Eubank Ave, Wilmington, CA 90744	Pacific	15	Y	76	61	137	97	97	61	80	141	112	96	208	346	237	583
8	Barrington R.C.	333 S. Barrington Ave., Los Angeles, CA 90049	Valley	11		78	249	327	9	9	42	357	399	25	248	273	154	854	1008
9	Bellevue R.C.	826 Lucile Ave., Los Angeles, CA 90026	Metro	13	Y	51	149	200	65	1	66	41	204	65	223	288	222	577	799
10	Bogdanovich R.C.	1920 Cumbre Drive, San Pedro, CA 90732	Pacific	15				0		229		442	442		225	225	0	896	896
11	Boyle Heights Sports Center	933 South Mott St., Los Angeles, CA 90023	Metro	14	Y		88	88		0	18	45	63		175	175	18	308	326
12	Branford R.C.	13306 Branford St., Arleta, CA 91331	Valley	6			431	431	69	69	8	194	202	2	302	304	79	927	1006
13	Carlin G. Smith R.C.	511 West Ave 46, Los Angeles, CA 90065	Metro	1		19		19	35	35	42		42	24		24	120	0	120
14	Central R.C.	1357 East 22nd St., Los Angeles, CA 90011	Pacific	9	Y	10	177	187	55	10	65	18	76	32	130	162	115	375	490
15	Chatsworth Park South	22360 Devonshire St., Chatsworth, CA 91311	Valley	12		9		9	21	21	24	5	29	32	6	38	86	11	97
16	Cheviot Hills R.C.	2551 Motor Ave., Los Angeles, CA 90064	Valley	5			1275	1275	150	150	104	1712	1816	213		213	467	2987	3454
17	Chevy Chase R.C.	4165 Chevy Chase Dr., Los Angeles, CA 90039	Metro	13	Y	10	52	62	11	11	21	126	147	31	29	60	73	207	280
18	Costello R.C.	3141 E. Olympic Bl., Los Angeles, CA 90023	Metro	14	Y	80	72	152	71	71	75	72	147	97	176	273	323	320	643
19	Crestwood Hills R.C.	1000 Hanley Ave., Los Angeles, CA 90049	Valley	11				0		0			0		0	0	0	0	0
20	Culver Slauson R.C.	5072 S. Slauson Ave., Culver City, CA 90230	Pacific	11	Y		20	20	7	7			0		0	0	7	20	27
21	Cypress Park R.C.	2630 Pepper Ave., Los Angeles, CA 90065	Metro	1	Y	1	74	75	39	39	119	170	289	77	158	235	236	402	638
22	David M. Gonzales/Pacoima R.C.	10943 Herrick Ave., Pacoima, CA 91331	Valley	7	Y	165	37	202	178	158	167	131	298	163	307	470	673	633	1,306
23	Delano R.C.	15100 Erwin St., Van Nuys, CA 91411	Valley	6	Y	151		151	149	224	141	245	386	179	106	285	620	575	1,195
24	Denker R.C.	1550 West 35th Pl., Los Angeles, CA 90018	Pacific	8	Y	48	87	135		0	41	140	181	43	132	175	132	359	491
25	Downey R.C.	1772 North Spring St, Los Angeles, CA 90031	Metro	1	Y	18	68	86	12	12	11	68	79	61	209	270	102	345	447
26	E. Wilmington Greenbelt Community Center	918 North Sanford Ave., Wilmington, CA 90744	Pacific	15	Y			0		0	8		8	8		8	16	0	16
27	Eagle Rock R.C.	1100 Eagle Vista Dr., Los Angeles, CA 90041	Metro	14		43	341	384	5	5	50	155	205	93	243	336	191	739	930
28	Echo Park R.C.	1632 Bellevue Ave, Los Angeles, CA 90026	Metro	13	Y	383	334	717	359	359	329	294	623	414	287	701	1,485	915	2,400
29	El Sereno R.C.	4721 Klamath St., Los Angeles, CA 90032	Metro	14	Y	18	151	169	1	233	15	246	261	9	478	487	43	1,108	1,151
30	Elysian Valley R.C.	1811 Ripple St., Los Angeles, CA 90039	Metro	13	Y	29	7	36		73		58	58	59	147	206	88	285	373
31	Encino Community Center	4935 Balboa Blvd, Encino, CA 91316	Valley	5		90		90		0	72		72	132		132	294	0	294
32	Evergreen R.C.	2844 E. 2nd St, Los Angeles, CA 90033	Metro	14	Y	9	457	466	11	11	62	202	264	38	297	335	120	956	1,076
33	Expo Center/Roy Anderson R.C.	3980 South Bill Robertson Lane, Los Angeles, CA 90037	Pacific	9	Y	117	830	947	60	27	87	920	971	199	702	901	427	2,479	2,906
34	Fernangeles R.C.	8851 Laurel Canyon Blvd, Sun Valley, CA 91352	Valley	6	Y	309	301	610	293	193	294	397	691	445	283	728	1,341	1,174	2,515
35	Fred Roberts R.C.	4700 S. Honduras St., Los Angeles, CA 90011	Pacific	9	Y	45	37	82	40	40	87	27	114	110	9	119	282	73	355
36	Gilbert Lindsay R.C.	429 E. 42nd Pl., Los Angeles, CA 90011	Pacific	9	Y			0		0			0	1		1	1	0	1
37	Glassell Park R.C.	3650 Verdugo Rd., Los Angeles, CA 90065	Metro	1	Y	18	118	136	50	8	58	11	123	18	125	143	97	374	471

**EXHIBIT F - Baseline FY 2018/2019**

**YOUTH SPORT PARTNERSHIP**



RECREATION CENTERS					Summer 2018 Actual Enrollment (Baseline) Totals			Fall 2018 Actual Enrollment (Baseline) Totals			Winter 2019 Actual Enrollment (Baseline) Totals			Spring 2019 Actual Enrollment (Baseline) Totals			FY 2018/2019 Actual Enrollment (Baseline) Totals						
Facility	Address	Region	CD	GPLA	Actual Enrollment (Baseline) - Classes	Actual Enrollment (Baseline) Sports Leagues	Actual (Baseline) Total Enrollment	Actual Enrollment (Baseline) - Classes	Actual Enrollment (Baseline) Sports Leagues	Actual (Baseline) Total Enrollment	Actual Enrollment (Baseline) - Classes	Actual Enrollment (Baseline) Sports Leagues	Actual (Baseline) Total Enrollment	Actual Enrollment (Baseline) - Classes	Actual Enrollment (Baseline) Sports Leagues	Actual (Baseline) Total Enrollment	Actual Enrollment (Baseline) - Classes	Actual Enrollment (Baseline) Sports Leagues	Actual (Baseline) Total Enrollment				
38	Granada Hills R.C.	16730 Chatsworth St., Granada Hills, CA 91344	Valley	12				251	604	855	47	105	152	68	353	421	170	548	718	536	1610	2146	
39	Green Meadows R.C.	431 E. 89th St., Los Angeles, CA 90003	Pacific	9	Y				8	8		21	21		44	44		46	46	0	119	119	
40	Harbor City R.C.	24901 Frampton Ave, Harbor City, CA 90710	Pacific	15	Y			58	28	86			0		72	72		182	182	58	282	340	
41	Hazard Park R.C.	2230 Norfolk St, Los Angeles, CA 90033	Metro	14	Y					0	4	105	109		123	123		189	189	4	417	421	
42	Highland Park R.C.	6150 N. Piedmont Avenue, Los Angeles, CA 90042	Metro	1	Y			21	158	179	31		31	17	165	182	39	290	329	108	613	721	
43	Hollenbeck Park R.C.	415 S. St. Louis St, Los Angeles, CA 90033	Metro	14				57		57	76		76	138		138	185		185	456	0	456	
44	Hollywood R.C.	1122 Cole Ave., Los Angeles, CA 90038	Metro	13	Y			15	58	73	11		11	24	9	33	40	40		80	90	107	197
45	Hoover R.C.	1010 W. 25th St., Los Angeles, CA 90007	Metro	1	Y			51	85	136	92		92	89	75	164	130		130	362	160	522	
46	Hubert Humphrey R.C.	12560 Filmore St., Pacoima, CA 91331	Valley	7	Y			56	445	501	170	3	173	97	143	240	146	603	749	469	1,194	1,663	
47	Jackie Tatum Harvard R.C.	1535 W. 62nd St., Los Angeles, CA 90047	Pacific	8	Y			33	248	281	88	1	89	39	169	208	104	172	276	264	590	854	
48	Jim Gilliam R.C.	4000 S. La Brea Avenue, Los Angeles, CA 90008	Pacific	10	Y				11	11	16		16		61	61	11	34	45	27	106	133	
49	Lafayette MultiPurpose Community Cent	625 South Lafayette Park Place, Los Angeles	Metro	10				78	28	106	53		76	64	22	86	58	22	80	253	95	348	
50	Lake Street Park	227 North Lake St., Los Angeles, CA 90026	Metro	13	Y			76	209	285	103	24	127	88	141	229	107	68	175	374	442	816	
51	Lakeview Terrace R.C.	11075 Foothill Blvd, Lakeview Terrace, CA 91342	Valley	7				93	117	210	111	15	126	105	107	212	160	88	248	469	327	796	
52	Lanark R.C.	21816 Lanark St, Canoga Park, CA 91305	Valley	3	Y			205	361	566	8		8	170	260	430	191	404	595	574	1,025	1,599	
53	Leland R.C.	863 S. Herbert Ave, San Pedro, CA 90731	Pacific	15	Y					0			0			0		52	52	0	52	52	
54	Lemon Grove R.C.	4959 Lemon Grove Ave, Los Angeles, CA 90029	Metro	13	Y			133	47	180	88		88	121	34	155	112	84	196	454	165	619	
55	Lincoln Heights R.C.	2303 Workman Street, Los Angeles, CA 90033	Metro	1	Y				116	116		6	6		72	72	2	121	123	2	315	317	
56	Lincoln Heights Youth Center	2911 Altura Street, Los Angeles, CA 90031	Metro	1	Y					0	296	33	329	323	72	395			0	619	105	724	
57	Lincoln Park R.C.	3501 Valley Blvd, Los Angeles, CA 90031	Metro	1	Y			48	27	75	92	29	121	71	61	132	73	183	256	284	300	584	
58	Loren Miller R.C.	2717 Halldale Ave, Los Angeles, CA 90018	Pacific	8	Y			89	74	163			0	106		106	23	87	110	218	161	379	
59	Macarthur Park R.C.	2230 W. 6th St., Los Angeles, CA 90057	Metro	1	Y					0	82		82	26		26	18	7	25	126	7	133	
60	Mar Vista R.C.	11430 Woodbine Ave., Los Angeles, CA 90066	Valley	11				58	509	567			0	107	399	506	53	665	718	218	1573	1791	
61	Martin Luther King, Jr. R.C.	3916 S. Western Avenue, Los Angeles, CA 90062	Pacific	8	Y			33		33	51	93	144	78	46	124	63	73	136	225	212	437	
62	Mason Park R.C.	10500 Mason Ave, Chatsworth, CA 91311	Valley	12				125	233	358		25	25	137	668	805	228	8	236	490	934	1424	
63	Montecito Heights R.C.	4545 Homer St., Los Angeles, CA 90031	Metro	1	Y			71	110	181		101	101	93	115	208	124	289	413	288	615	903	
64	Mount Carmel R.C.	830 West 70th St., Los Angeles, CA 90044	Pacific	8	Y			106	34	140	43	3	46	108	38	146	107	19	126	364	94	458	
65	Normandale R.C.	22400 S. Halldale Ave., Los Angeles, CA 90501	Pacific	15	Y				57	57		30	30		90	90		66	66	0	243	243	
66	Normandie R.C.	1550 S. Normandie Avenue, Los Angeles, CA 90006	Metro	1	Y				110	110			0		73	73		274	274	0	457	457	
67	North Hills Community Park	8756 N. Parthenia Pl, North Hills, CA 91343	Valley	6						0			0			0			0	0	0	0	
68	North Hollywood R.C.	11430 Chandler Blvd, North Hollywood, CA 91601	Valley	2	Y			92	150	242	109		109	83	162	245	92	123	215	376	435	811	
69	North Weddington R.C.	10844 Acama St., Studio City, CA 91602	Valley	2				16		16	2	122	124	1	302	303	6	363	369	25	787	812	
70	Northridge R.C.	18300 Lemarsh St., Northridge, CA 91324	Valley	12				154	335	489		1	1	47	450	497	74	807	881	275	1593	1868	
71	Oakwood R.C.	767 California Ave, Venice, CA 90291	Valley	11	Y			17	70	87		35	35	15	76	91		53	53	32	234	266	
72	Palisades R.C.	851 Alma Real Dr., Pacific Palisades, CA 90272	Valley	11				37	493	530	18		18	43	1181	1224	118	181	299	216	1855	2071	
73	Palms R.C.	2950 Overland Ave., Los Angeles, CA 90064	Valley	5				14	64	78	5		5	10	196	206	8		8	37	260	297	

**EXHIBIT F - Baseline FY 2018/2019**

**YOUTH SPORT PARTNERSHIP**



RECREATION CENTERS					Summer 2018 Actual Enrollment (Baseline) Totals			Fall 2018 Actual Enrollment (Baseline) Totals			Winter 2019 Actual Enrollment (Baseline) Totals			Spring 2019 Actual Enrollment (Baseline) Totals			FY 2018/2019 Actual Enrollment (Baseline) Totals			
Facility	Address	Region	CD	GPLA	Actual Enrollment (Baseline) - Classes	Actual Enrollment (Baseline) Sports Leagues	Actual (Baseline) Total Enrollment	Actual Enrollment (Baseline) - Classes	Actual Enrollment (Baseline) Sports Leagues	Actual (Baseline) Total Enrollment	Actual Enrollment (Baseline) - Classes	Actual Enrollment (Baseline) Sports Leagues	Actual (Baseline) Total Enrollment	Actual Enrollment (Baseline) - Classes	Actual Enrollment (Baseline) Sports Leagues	Actual (Baseline) Total Enrollment	Actual Enrollment (Baseline) - Classes	Actual Enrollment (Baseline) Sports Leagues	Actual (Baseline) Total Enrollment	
74	Pan Pacific Park R.C.	7600 Beverly Blvd., Los Angeles, CA 90036	Metro	4																
75	Panorama City R.C.	8600 Hazeltine Ave., Panorama City, CA 91402	Valley	6	Y	45	290	335	92	57	149	109	399	508	122	287	409	368	1033	1401
76	Pecan R.C.	127 South Pecan St., Los Angeles, CA 90033	Metro	14	Y	101	78	179	73	45	118	83	56	139	96	70	166	353	249	602
77	Peck Park Community Center	560 North Western Ave., San Pedro, CA 90732	Pacific	15			217	217		60	60	2	149	151		380	380	2	806	808
78	Penmar R.C.	1341 Lake St, Los Angeles, CA 90291	Valley	11		4	153	157	22	22	22	14	150	164	15	186	201	55	489	544
79	Poinsettia R.C.	7341 Willoughby Ave, Los Angeles, CA 90046	Metro	5	Y	10	363	373	43	24	67	43	209	252	14	229	243	110	825	935
80	Queen Anne R.C.	1240 West Blvd, Los Angeles, CA 90019	Metro	10	Y	79	33	112	89	18	107	84	56	140	69	61	130	321	168	489
81	Ramon Garcia R.C.	1016 S. Fresno Street, Los Angeles, CA 90023	Metro	14	Y	55	440	495	8	8	8	76	240	316	121	218	339	260	898	1,158
82	Rancho Cienega Sports Complex	5001 Rodeo Rd, Los Angeles, CA 90016	Pacific	10	Y		144	144		0	0	24	176	200	13	271	284	37	591	628
83	Reseda R.C.	18411 Victory Blvd, Reseda, CA 91335	Valley	3	Y	84	84	84	6	3	9	44	44	44	60	60	60	6	191	197
84	Rio de Los Angeles State Park	1900 N. San Fernando Rd, Los Angeles, CA 90065	Metro	1	Y	154	84	238	36	27	63	137		137	92	307	399	419	418	837
85	Ritchie Valens R.C.	10736 Laurel Canyon Blvd, Pacoima, CA 91331	Valley	7	Y	131	91	222	136		136	137	2	139	162	133	295	566	226	792
86	Robertson R.C.	1641 Preuss Rd., Los Angeles, CA 90035	Pacific	5		108	424	532	71	73	144	159	857	1,016	190	354	544	528	1,708	2,236
87	Rose Hill R.C.	4530 Mercury Ave., Los Angeles, CA 90032	Metro	14	Y			0		0	0			0		0	0	0	0	0
88	Rosecrans R.C.	840 W. 149th St., Gardena, CA 90247	Pacific	15	Y	34	107	141	9	11	20	22	52	74	60	152	212	125	322	447
89	Ross Snyder R.C.	1501 East 41st St., Los Angeles, CA 90011	Pacific	9	Y	76	67	143	23	108	131	132	100	232	15	216	231	246	491	737
90	Rustic Canyon R.C.	601 Latimer Rd., Santa Monica, CA 90402	Valley	11			61	61		0	0		120	120		162	162	0	343	343
91	Seoul International Park	3250 San Marino St., Los Angeles, CA 90006	Pacific	10	Y	5		5	9	9	9	9		9	16		16	39	0	39
92	Sepulveda R.C.	8825 Kester Ave., Panorama City 91405	Valley	6	Y	12	520	532	49		49	60	173	233	59	144	203	180	837	1,017
93	Shadow Ranch R.C.	22633 Vanowen St, West Hills, CA 91307	Valley	12		46	163	209	28	12	40	81	139	220	40	118	158	195	432	627
94	Shatto R.C.	3191 West 4th St, Los Angeles, CA 90020	Metro	13	Y	137		137	50		50	114		114	107		107	408	0	408
95	Silver Lake R.C.	1850 West Silver Lake Dr., Los Angeles, CA 90026	Metro	13		560	70	630	255	179	434	136	161	297	175	165	340	1,126	575	1,701
96	Slauson R.C.	5306 S. Compton Ave., Los Angeles, CA 90011	Pacific	9	Y	103	193	296	32		32	43	647	690	77	102	179	255	942	1197
97	South Park R.C.	345 East 51st St., Los Angeles, CA 90011	Pacific	9	Y		118	118			0		53	53	32	53	85	32	224	256
98	South Seas House	2301 West 24th St., Los Angeles CA 90018	Metro	10		85		85	1		1	209		209	251	18	269	546	18	564
99	St. Andrews R.C.	8701 Saint Andrews Place, Los Angeles, CA 90047	Pacific	8	Y	12		12	6		6	23		23	20		20	61	0	61
100	State Street R.C.	716 North State St., Los Angeles, CA 90033	Metro	14	Y	46	208	254	35		35	146	211	357	175	194	369	402	613	1,015
101	Stonehurst R.C.	9901 Dronfield St., Sun Valley, CA 91352	Valley	7		171	103	274	113	102	215	85	266	351	134	195	329	503	666	1,169
102	Stoner R.C.	1835 Stoner Ave., Los Angeles, CA 90025	Valley	7	Y	63	34	97		1	1	158	3	161	84	6	90	305	44	349
103	Studio City R.C.	12621 Rye St., Studio City, CA 91604	Valley	2		96	87	183	76		76	88	98	186	25	69	94	285	254	539
104	Sun Valley R.C.	8133 Vineland Ave., Sun Valley, CA 91352	Valley	6	Y	25	375	400	136	26	162	128	463	591	44	297	341	333	1161	1494
105	Sunland R.C.	8651 Foothill Blvd, Sunland, CA 91040	Valley	7	Y	331	277	608	369	43	412	346	382	728	402	493	895	1,448	1,195	2,643
106	Sylmar Park R.C.	13109 Borden Ave, Los Angeles, CA 91342	Valley	7	Y	211	87	298	44		44	175	35	210	266	116	382	696	238	934
107	Tarzana R.C.	5655 Vanalden Ave., Tarzana, CA 91356	Valley	3		58	635	693	6	179	185	8	330	338	36	991	1,027	108	2,135	2,243
108	Toberman R.C.	1725 Toberman St., Los Angeles, CA 90015	Metro	1	Y	26	374	400	19		19	31	173	204	27	236	263	103	783	886
109	Trinity R.C.	2415 Trinity St., Los Angeles, CA 90011	Pacific	9	Y	20	8	28	30	8	38	23	88	111	73	59	132	146	163	309
					43	65	108		10		10	14	32	46	36	13	49	103	110	213



**EXHIBIT F - Baseline FY 2018/2019**

**YOUTH SPORT PARTNERSHIP**



RECREATION CENTERS					Summer 2018 Actual Enrollment (Baseline) Totals			Fall 2018 Actual Enrollment (Baseline) Totals			Winter 2019 Actual Enrollment (Baseline) Totals			Spring 2019 Actual Enrollment (Baseline) Totals			FY 2018/2019 Actual Enrollment (Baseline) Totals			
Facility	Address	Region	CD	GPLA	Actual Enrollment (Baseline) - Classes	Actual Enrollment (Baseline) Sports Leagues	Actual (Baseline) Total Enrollment	Actual Enrollment (Baseline) - Classes	Actual Enrollment (Baseline) Sports Leagues	Actual (Baseline) Total Enrollment	Actual Enrollment (Baseline) - Classes	Actual Enrollment (Baseline) Sports Leagues	Actual (Baseline) Total Enrollment	Actual Enrollment (Baseline) - Classes	Actual Enrollment (Baseline) Sports Leagues	Actual (Baseline) Total Enrollment	Actual Enrollment (Baseline) - Classes	Actual Enrollment (Baseline) Sports Leagues	Actual (Baseline) Total Enrollment	
110	Valley Plaza	12240 Archwood St., North Hollywood, CA 91606	Valley	2	Y	22	26	48	77	156	233	28	123	151	55	205	260	182	510	692
111	Van Ness R.C.	5720 2nd Avenue, Los Angeles, CA 90043	Pacific	8	Y	111		111	2	75	77	169	139	308	53	188	241	335	402	737
112	Van Nuys R.C.	14301 Vanowen St., Van Nuys, CA 91405	Valley	6	Y	183	287	470	40	15	55	359	250	609	658	145	803	1,240	697	1,937
113	Van Nuys Sherman Oaks R.C.	14201 Huston St., Sherman Oaks, CA 91423	Valley	2		100	331	431	119	372	491	167	360	527	20	420	440	406	1483	1889
114	Victory-Vineland R.C.	11117 Victory Blvd., North Hollywood, CA 91606	Valley	2	Y	74	211	285	80	290	370	34	225	259	31	318	349	219	1,044	1,263
115	Vineyard R.C.	2942 Vineyard Ave, Los Angeles, CA 90016	Pacific	10	Y			0			0		30	30	2		2	2	30	32
116	Wabash R.C.	2765 Wabash Ave, Los Angeles, CA 90033	Metro	14	Y		178	178			0	9	234	243		131	131	9	543	552
117	Westchester R.C.	7000 W. Manchester Ave., Los Angeles, CA 90045	Pacific	11			279	279		120	120		357	357		86	86	0	842	842
118	Westwood R.C.	1350 S. Sepulveda Blvd, Los Angeles, CA 90025	Valley	5		289	399	688	16		16	296	260	556	347	274	621	948	933	1,881
119	Wilmington R.C.	325 N. Neptune Ave., Wilmington, CA 90744	Pacific	15	Y		32	32	18	21	39	16	115	131	5	167	172	39	335	374
120	Winnetka R.C.	8401 Winnetka Ave., Winnetka, CA 91306	Valley	3		217	371	588	16	35	51	125	250	375	86	241	327	444	897	1341
121	Woodland Hills R.C.	5858 Shoup Ave., Woodland Hills, CA 91367	Valley	3		374	468	842		7	7	190	1001	1191	202	358	560	766	1834	2600
122	Yosemite R.C.	1840 Yosemite Dr., Los Angeles, CA 90041	Metro	14	Y	33	333	366	64	232	296	61	350	411	59	324	383	217	1239	1456
123	Yucca Park Community Center	6671 Yucca St., Los Angeles, CA 90028	Metro	13		155		155	135	27	162	157	11	168	155	24	179	602	62	664
<b>Total Recreation Centers</b>					<b>8,543</b>	<b>20,349</b>	<b>28,892</b>	<b>6,305</b>	<b>4,616</b>	<b>10,921</b>	<b>9,183</b>	<b>23,053</b>	<b>32,236</b>	<b>10,421</b>	<b>21,478</b>	<b>31,899</b>	<b>34,452</b>	<b>69,496</b>	<b>103,948</b>	

**EXHIBIT F - Baseline FY 2018/2019**

**YOUTH SPORT PARTNERSHIP**



AQUATICS				Summer 2018 (6/1/18 - 8/31/18) Actual Enrollment (Baseline) Totals			Fall 2018 (9/1/18 - 12/31/18) Actual Enrollment (Baseline) Totals			Winter 2019 (1/1/19 - 3/31/19) Actual Enrollment (Baseline) Totals			Spring 2019 (4/1/19 - 5/31/19) Actual Enrollment (Baseline) Totals			FY 2018/2019 (6/1/18 - 5/31/19) Actual Enrollment (Baseline) Totals			
Facility	Address	Region	CD	Actual Enrollment (Baseline) - Classes	Actual Enrollment (Baseline) Sports Teams	Actual (Baseline) Total Enrollment	Actual Enrollment (Baseline) - Classes	Actual Enrollment (Baseline) Sports Teams	Actual (Baseline) Total Enrollment	Actual Enrollment (Baseline) - Classes	Actual Enrollment (Baseline) Sports Teams	Actual (Baseline) Total Enrollment	Actual Enrollment (Baseline) - Classes	Actual Enrollment (Baseline) Sports Teams	Actual (Baseline) Total Enrollment	Actual Enrollment (Baseline) - Classes	Actual Enrollment (Baseline) Sports Teams	Actual (Baseline) Total Enrollment	
1	109th Pool	1500 E. 109th St., Los Angeles, CA 90059	Pacific	15	377	3	380			0			0			0	377	3	380
2	Algin Sutton Pool	8800 S. Hoover St., Los Angeles, CA 90044	Pacific	8	0		0			0			0			0	0	0	0
3	Banning Pool	1450 N. Avalon Blvd., Wilmington, CA 90744	Pacific	15	605	103	708	75	51	126	22	37	59	17	17	719	191	910	
4	Celes King III Pool	5001 Rodeo Rd, Los Angeles, CA 90016	Pacific	10	707		707	29		29	96	43	139	74	74	906	43	949	
5	Central Pool	1357 East 22nd St., Los Angeles, CA 90011	Pacific	9	724	10	734			0			0			0	724	10	734
6	Cheviot Hills Pool	2693 Motor Ave., Los Angeles, CA 90064	Pacific	5	357	2	359			0			0			0	357	2	359
7	Cleveland Pool	8120 Vanalden Ave., Reseda, CA 91335	Valley	3	965	256	1221	357	142	499	85	86	171	206	206	1613	484	2097	
8	Costello Pool	3121 E. Olympic Blvd., Los Angeles, CA 90023	Metro	14	597		597			0			0			0	597	0	597
9	Downey Pool	1775 N. Spring St., Los Angeles, CA 90031	Metro	1	723		723			0			0			0	723	0	723
10	Echo Deep Pool	1419 Colton St., Los Angeles, CA 90026	Metro	1	1079	128	1207	221	40	261	111	39	150	123	123	1534	207	1741	
11	EG Roberts Pool	4526 W. Pico Blvd., Los Angeles, CA 90019	Pacific	10	1263	256	1519	182		182	200	39	239	145	145	1790	295	2085	
12	Fernangeles Pool	8851 Laurel Canyon Blvd, Sun Valley, CA 91352	Valley	6	925		925			0			0			0	925	0	925
13	Fremont Pool	7630 Towne Ave., Los Angeles, CA 90003	Pacific	9	640	63	703	205	3	208	65	8	73	85	85	995	74	1069	
14	Glassell Pool	3704 Verdugo Rd., Los Angeles, CA 90065	Metro	1	563	93	656	62	33	95	13	12	25	39	39	677	138	815	
15	Granada Hills Pool	16730 Chatsworth St., Granada Hills, CA 91344	Valley	12	733		733			0			0			0	733	0	733
16	Green Meadows Pool	431 E. 89th St., Los Angeles, CA 90003	Pacific	9	410		410			0			0			0	410	0	410
17	Griffith Park Pool	3401 Riverside Dr., Los Angeles, CA 90027	Metro	4	896		896			0			0			0	896	0	896
18	Hansen Dam Aquatic Center	11798 Foothill Blvd., Lake View Terrace, CA 901342	Valley	7			0			0			0			0	0	0	0
19	Harbor Pool	1221 N. Figueroa Pl., Wilmington, CA 90744	Pacific	15	822		822			0			0			0	822	0	822
20	Hey Rookie Pool	3601 S. Gaffey St., San Pedro, CA 90731	Pacific	15	653	55	708	61	29	90	24	40	64	25	25	763	124	887	
21	Highland Pool	6150 N. Piedmont Avenue, Los Angeles, CA 90042	Metro	1	687		687			0			0			0	687	0	687
22	Hollywood Pool	1122 Cole Ave., Los Angeles, CA 90038	Pacific	13	812		812			0			0			0	812	0	812
23	Hubert Humphrey Pool	12560 Filmore St., Pacoima, CA 91331	Valley	7	767	119	886	120	56	176	6	20	26	71	71	964	195	1159	
24	Jackie Tatum/Harvard Pool	6120 Denker St., Los Angeles, CA 90047	Pacific	8	731		731			0			0			0	731	0	731
25	John C. Argue Swim Stadium	3980 Bill Robertson Lane, Los Angeles, CA 90037	Pacific	9	2122	180	2302	311	102	413	167	79	246	144	144	2744	361	3105	
26	LACES Pool	5931 W. 18th St., Los Angeles, CA 90035	Pacific	10	949	155	1104	151	80	231	83	54	137	116	116	1299	289	1588	
27	Lanark Pool	21817 Strathern St., Canoga Park, CA 91304	Valley	3	826		826			0			0			0	826	0	826
28	Lincoln Pool	3501 Valley Blvd, Los Angeles, CA 90031	Metro	1	0		0			0			0			0	0	0	0
29	Mar Vista Pool	11655 Palms Blvd., Los Angeles, CA 90066	Pacific	11	613		613			0			0			0	613	0	613
30	North Hollywood Pool	5301 Tujunga Ave., North Hollywood, CA 91601	Valley	2	590		590			0			0			0	590	0	590
31	Northridge Pool	10058 Reseda Blvd., Northridge, CA 91324	Valley	12	663		663			0			0			0	663	0	663

**EXHIBIT F - Baseline FY 2018/2019**

**YOUTH SPORT PARTNERSHIP**



AQUATICS				Summer 2018 (6/1/18 - 8/31/18) Actual Enrollment (Baseline) Totals			Fall 2018 (9/1/18 - 12/31/18) Actual Enrollment (Baseline) Totals			Winter 2019 (1/1/19 - 3/31/19) Actual Enrollment (Baseline) Totals			Spring 2019 (4/1/19 - 5/31/19) Actual Enrollment (Baseline) Totals			FY 2018/2019 (6/1/18 - 5/31/19) Actual Enrollment (Baseline) Totals		
Facility	Address	Region	CD	Actual Enrollment (Baseline) - Classes	Actual Enrollment (Baseline) Sports Teams	Actual (Baseline) Total Enrollment	Actual Enrollment (Baseline) - Classes	Actual Enrollment (Baseline) Sports Teams	Actual (Baseline) Total Enrollment	Actual Enrollment (Baseline) - Classes	Actual Enrollment (Baseline) Sports Teams	Actual (Baseline) Total Enrollment	Actual Enrollment (Baseline) - Classes	Actual Enrollment (Baseline) Sports Teams	Actual (Baseline) Total Enrollment	Actual Enrollment (Baseline) - Classes	Actual Enrollment (Baseline) Sports Teams	Actual (Baseline) Total Enrollment
32	Pan Pacific Park Pool	141 S. Gardner St., Los Angeles, CA 90036	Pacific	4	416	416			0			0			0	416	0	416
33	Pecan Pool	120 S. Gless St., Los Angeles, CA 90033	Metro	14	331	331			0			0			0	331	0	331
34	Peck Park Pool	560 N. Western Ave., San Pedro, CA 90732	Pacific	15	0	0			0			0			0			0
35	Reseda Pool	18411 Victory Blvd, Reseda, CA 91335	Valley	3	962	962			0			0			0	962	0	962
36	Richard Alatorre Pool	4721 Klamath St., Los Angeles, CA 90032	Metro	14	928	1080	82	51	133	55	28	83	102		102	1167	231	1398
37	Ritchie Valens Pool	10731 Laurel Canyon Blvd., Pacoima, CA 91331	Valley	7	838	838			0			0			0	838	0	838
38	Roosevelt Pool	456 S. Mathews St., Los Angeles, CA 90033	Metro	14	602	634	33	11	44	7	6	13	10		10	652	49	701
39	Ross Snyder Pool	1501 East 41st St., Los Angeles, CA 90011	Pacific	9	637	637			0			0			0	637	0	637
40	Rustic Canyon Pool	601 Latimer Rd., Pacific Palisades, CA 90402	Pacific	11	48	48			0			0			0	48	0	48
41	Sepulveda Pool	8737 Kester Ave., Panorama City, CA 91402	Valley	6	1024	1024			0			0			0	1024	0	1024
42	South Park Pool	345 East 51st St., Los Angeles, CA 90011	Pacific	9	414	414			0			0			0	414	0	414
43	Stoner Park Pool	1835 Stoner Ave., Los Angeles, CA 90025	Pacific	11	365	365			0			0			0	365	0	365
44	Sun Valley Pool	8123 Vineland Ave., Sun Valley, CA 91352	Valley	6	813	813			0			0			0	813	0	813
45	Sylmar Pool	13109 Borden Ave, Los Angeles, CA 91342	Valley	7	926	926			0			0			0	926	0	926
46	Valley Plaza Pool	6715 Laurelgrove Ave., North Hollywood, CA 91606	Valley	2	802	802			0			0			0	802	0	802
47	Van Ness Pool	5720 2nd Avenue, Los Angeles, CA 90043	Pacific	2	0	0			0			0			0	0	0	0
48	Van Nuys Sherman Oaks Pool	14021 Huston St., Van Nuys, CA 91423	Valley	4	1136	1294	108	147	255	59	91	150	147		147	1450	396	1846
49	Venice High School Indoor Pool	2490 Walgrove Ave., Los Angeles, CA 90066	Pacific	11	921	1056	81	90	171	36	59	95	60		60	1098	284	1382
50	Verdugo Hills Pool	10654 Irma Ave., Tujunga, CA 91042	Valley	7	381	381			0			0			0	381	0	381
51	Westchester Pool	9100 Lincoln Blvd., Los Angeles, CA 90045	Pacific	11	775	775			0			0			0	775	0	775
52	Westwood Pool	1350 Sepulveda Blvd., Los Angeles, CA 90025	Pacific	5	391	490	81	54	135	68	25	93	5		5	545	178	723
53	Woodland Hills Pool	5858 Shoup Ave., Woodland Hills, CA 91367	Valley	3	965	996			0			0			0	965	31	996
54	Yosemite Pool	1840 Yosemite Dr., Los Angeles, CA 90041	Metro	14	599	642			0			0			0	599	43	642
<b>Total Aquatics (includes Swim LA)</b>				<b>36,073</b>	<b>2,073</b>	<b>38,146</b>	<b>2,159</b>	<b>889</b>	<b>3,048</b>	<b>1,097</b>	<b>666</b>	<b>1,763</b>	<b>1,369</b>	<b>0</b>	<b>1,369</b>	<b>40,698</b>	<b>3,628</b>	<b>44,326</b>

**Exhibit G**  
**Seasonal Sports Schedule**

**[See attached.]**



## Exhibit H

### Key Performance Indicators (KPIs) Template

#### 1. Organizations

- a. Number of enrolled organizations
- b. Geographical breakdown (participating regions/municipalities)
- c. New programs breakdown (include those that were already supported)
- d. Cancelled programs: reasons and impact (e.g. financial, legal, reputation)

#### 2. Sports promoted

#### 3. Participants (children and youngsters directly benefiting from the YSP)

- a. Number of participants
- b. Number of participants with a disability as determined by Adaptive Sport participation
- c. Gender breakdown
- d. Age groups breakdown
- e. Sport breakdown

#### 4. Coaches/staff

- a. Number of trained coaches/staff
- b. Gender breakdown

#### 5. Funding

- a. Total value
- b. Total monetary

#### 6. Outcomes:

- Overall participation increase over the 2018-2019 baseline
- Percentage of parents that consider their children have a better lifestyle (physical and mental) because of the YSP
- Percentage of children reporting increased interest in new sports

## **Exhibit I**

### **YSP Quality Assurance**

RAP will assign lead points of contacts from its Executive Office, Human Resources Division, and Financial Administrative Services Branch to monitor and ensure all material provisions and responsibilities of the YSP are adhered to and meet compliance with the contract; to track data metrics and to log outcome progress. RAP will propose annual or as needed meetings with LA 2028 to go over any status updates or concerns; will provide an annual reporting or as needed progress updates to the CAO, City Council, and/or RAP Commission.

## **Exhibit J**

### **Dispute Resolution**

The Parties shall seek amicably to resolve by negotiation all disputes arising out of or in connection with this YSP Agreement, any YSP Project Plan entered into pursuant to the terms of this YSP Agreement, or any agreements, schedules or exhibits ancillary hereto or thereto. If, in spite of such negotiations, no mutually agreeable resolution between the Parties is reached, then either Party may provide written notice to the other Party, pursuant to Section 16 of the existence of such dispute (“Dispute Notice”). Any Dispute Notice shall include a detailed description of the disputed matter, any relevant documentation and other materials, and a detailed explanation of the position taken by the Party providing such Dispute Notice.

Within thirty (30) days following the delivery of any Dispute Notice the chairperson or the president or the chief executive officer of LA 2028 (“LA 2028 Executive”) (or the LA 2028 Executive’s designee) on the one hand and the Mayor of the City (or the Mayor’s designee), and the City Council President (or the City Council President’s designee) (collectively, the “City Representatives”) on the other shall meet in person, without others present, to resolve the subject of such Dispute Notice; provided, however, that if the LA 2028 Executive or the City Representatives notifies the other, pursuant to Section 17(a), that satisfactory resolution of the subject matter of the Dispute Notice is not practicable unless the LA 2028 Executive and City Representatives meet sooner than within a thirty (30) day period, then the LA 2028 Executive and City Representatives shall each use reasonable efforts to meet within a shorter period of time.

To the extent that any disputes that are the subject of a Dispute Notice delivered pursuant to Section 5 remain unresolved after a period of ninety (90) days following the meeting of the Executive and City Representatives as prescribed above, then unless the Executive and City Representatives mutually agree to an extension of the period in which to meet to resolve any dispute that is the subject of such Dispute Notice, either Party may make a request for arbitration and, in such event, such disputed matters shall be determined by final binding arbitration administered by the American Arbitration Association in accordance with its Commercial Arbitration Rules. The place of arbitration shall be in Los Angeles, California. There shall be one (1) arbitrator.

If a request for arbitration is not made prior to the tenth (10th) day following the conclusion of the ninety (90) day period described above or within ten (10) days following such longer period as may be mutually agreed upon, all claims of the Party who initiated the dispute resolution procedure shall be deemed waived, notwithstanding any state or federal statute of limitations.

Each Party shall bear its own costs of arbitration, including legal fees, except that the fees for the arbitrator and costs associated with the arbitrator shall be shared equally by the Parties; provided, however, that any costs forming the substance of the dispute shall be borne as determined by the arbitral award.



**Exhibit K**

**Addresses for Notices**

**THE CITY OF LOS ANGELES**

Eric Garcetti  
Los Angeles Mayor  
200 N. Spring St.  
Los Angeles, CA 90012

Michael N. Feuer  
Los Angeles City Attorney  
200 N. Main St., Suite 800  
Los Angeles, CA 90012-4137

Richard H. Llewellyn, Jr.  
City Administrative Officer  
200 N. Main St., Suite 1500  
Los Angeles, CA 90012-4137

Michael A. Shull  
Department of Recreation and Parks  
221 North Figueroa Street, Suite 350  
Los Angeles, CA 90012

Sharon M. Tso  
Chief Legislative Analyst  
200 N. Spring Street, Room 255  
Los Angeles, CA 90012-4137

Holly L. Wolcott  
City Clerk  
200 N. Spring Street, Room 360  
Los Angeles, CA 90012

**LOS ANGELES ORGANIZING COMMITTEE FOR THE OLYMPIC AND PARALYMPIC  
GAMES 2028**

Brian E. Nelson  
Chief Legal Officer  
10900 Wilshire Blvd.  
Suite 700  
Los Angeles, CA 90024

## First Amendment to Youth Sport Partnership Agreement

This First Amendment to Youth Sport Partnership Agreement C-136936 (this "Amendment") is made and entered into as of the date of the last signature set forth below, and is by and between the City of Los Angeles, a municipal corporation (the "City"), acting by and through its Department of Recreation and Parks ("RAP") and the Los Angeles Organizing Committee for the Olympic and Paralympic Games 2028 ("LA28"). These entities shall be known herein collectively as the "Parties" or individually as a "Party." Capitalized terms used but not otherwise defined herein shall have the meanings ascribed in the Youth Sport Partnership Agreement (as defined below).

WHEREAS, the Parties entered into that certain agreement regarding the 2028 Youth Sport Partnership dated as of September 23, 2020 (the "Youth Sport Partnership Agreement"); and

WHEREAS, the Parties now desire to amend the Youth Sport Partnership Agreement to the extent set forth herein.

NOW, THEREFORE, in consideration of the foregoing and for other good and valuable consideration, the receipt and sufficiency of which are hereby acknowledged, the Parties hereby agree to amend and modify the Youth Sport Partnership Agreement as follows:

### Section 1. Amendments.

1.1 Funding for Other Costs. Section 8(e) of the Youth Sport Partnership Agreement is hereby amended and restated in its entirety to read as follows:

“(e) Funding for Other Costs. Notwithstanding anything herein to the contrary, but subject to Section 8(e)(i), the City may use up to 4% of total Grant Funds (i.e., six million four hundred thousand dollars (\$6,400,000) (the "Other Costs Amount") to recoup or otherwise cover expenses that are consistent with the Parties’ shared goal to increase the number of City youth participating in sport and fitness programs but that do not otherwise qualify as Direct Costs, including but not limited to community engagement and outreach expenses, program Start-Up Costs, Safe Sport expenses, and marketing, program branding, and reporting requirements expenses ("Other Costs"). The City shall have broad discretion and unilateral control over how these funds are expended to support the above stated goals, as described in the YSP Project Plan for any given Fiscal Year. LA 2028 shall pay the City the Other Costs in quarterly payments as necessary to support each approved YSP Project Plan. Other Costs may vary from year to year; provided, however, that, subject to Section 8(e)(i), the total amount available for Other Costs over the Agreement Term shall not exceed the Other Costs Amount (i.e., \$6,400,000). These Grant Funds for Other Costs shall be credited towards LA 2028’s total commitment for YSP.

- (i) Notwithstanding the applicable foregoing terms of Section 8(e), but solely in the event that the City fully exhausts the Other Costs Amount (i.e., \$6,400,000) prior to the expiration of the Agreement Term, the Parties shall, reasonably promptly following the later to occur of (1) such date by which the City has fully exhausted the Other Costs Amount (i.e., \$6,400,000) and (2) September 1, 2025, discuss in good faith (i) the existence of any continued (or additional) and reasonable Other Costs and

(ii) to the extent any such costs are mutually identified, a potential corresponding, reasonable, and appropriate increase to the Other Costs Amount. As it concerns the terms of this Section 8(e)(i), the Parties shall (x) mutually agree upon a date (to be no earlier than September 1, 2025) to mark the commencement of such good faith discussions (such date, the “Discussion Commencement Date”) and (y) be obligated to so discuss in good faith for the thirty (30) consecutive day period immediately following the Discussion Commencement Date. For the avoidance of doubt, any amendment or modification to this YSP Agreement mutually agreed to by the Parties as a result of such good faith discussions shall be subject to the terms of Section 17(d) hereof (Amendment; Waiver).”

1.2 Definition of Direct Costs. The first sentence of Section 6(f) of the Youth Sport Partnership Agreement is hereby amended and restated in its entirety to read as follows:

“(f) “Direct Costs” shall mean those costs incurred by the Grantee of the type described in *Exhibit B*, and reimbursable at the rates set forth in, or otherwise defined pursuant to the terms of *Exhibit B*, subject to the terms and conditions of this YSP Agreement.”

1.3 Certain Transportation Expenses and NGB Membership Expenses as Direct Costs. Exhibit B to the Youth Sport Partnership Agreement shall be amended by adding the following words directly beneath the standalone chart entitled “Class”:

“Transportation Costs. Beginning with the YSP Project Plan corresponding with Fiscal Year 2022-23 (the “FY 22-23 Project Plan”) and for each YSP Project Plan thereafter, Direct Costs may include reasonable and mutually agreed upon expenses directly and exclusively associated with the direct transporting of Eligible Participants to, or from, certain mutually-agreed upon Signature Youth Sport Program Activities (“Transportation Costs”). For each applicable YSP Project Plan, the Transportation Costs shall be exclusively reflected as the *product of*:

- (1) with respect to each applicable Signature Youth Sport Program Activity, a reasonable and mutually agreed upon dollar rate per Eligible Participant that (x) takes into account solely (i) RAP coach or instructor wages applicable to time spent transporting Eligible Participants on the terms set forth above and (ii) applicable bus rental expenses (if any), (y) is determined via reference to, among other things, relevant RAP financial and staffing records (historical or otherwise), and (z) is established by the Parties in connection with the FY 22-23 Project Plan

*multiplied by*

- (2) with respect to each applicable Signature Youth Sport Program Activity, the number of Eligible Participants participating in such Activity.

For the avoidance of doubt, the Transportation Costs shall exclude any capital expenditure.

NGB Membership Costs. Beginning with the FY 22-23 Project Plan and for each YSP Project Plan thereafter, Direct Costs may include, solely as it concerns NGB-sanctioned Leagues and Classes that (i) exclusively offer NGB-certified programming; (ii) are offered on an, at minimum, multi-week basis; and (iii) charge NGB individual participant membership fees (the “NGB Sanctioned Activities”), NGB individual participant membership fees charged to Eligible Participants (in an amount not to exceed a reasonable dollar amount per each Eligible Participant that is participating in an NGB Sanctioned Activity) (the “NGB Membership Costs”). In connection with any Project Plan seeking funding for NGB Membership Costs, RAP shall submit to LA28 documentation evidencing the amount of membership fees being charged by NGBs to Eligible Participants (on a per participant and per NGB Sanctioned Activity basis).”

1.4 Seasonal Advance Funding; Aquatic Costs. The paragraph of Section 9(b)(iii) of the Youth Sport Partnership Agreement beginning with the words “The amount of Seasonal Advance Funding” is hereby amended and restated in its entirety as follows:

“For each season prior to the season(s) corresponding to the FY 22-23 Project Plan (as defined in *Exhibit B*), the amount of Seasonal Advance Funding for each season shall be the sum of (x) the Anticipated Enrollment for such season at each Recreation Center multiplied by \$180 for Leagues (the “Leagues Sum”), (y) the Anticipated Enrollment for such season at each Recreation Center multiplied by \$80 for Classes (the “Classes Sum”), and (z) the unit costs for aquatic classes and aquatic leagues (the “Aquatic Costs”). The Aquatic Costs have not yet been defined, but the Parties agree (i) to work together in good faith to define the Aquatic Costs and (ii) that the City may submit the Aquatic Costs as a part of the Signature Youth Sports Program, for a given Fiscal Year in the YSP Project Plan for that Fiscal Year.

Notwithstanding the foregoing, beginning with the season(s) corresponding to the FY 22-23 Project Plan (and for each season thereafter), the amount of Seasonal Advance Funding for each season shall be the sum of:

- (1) the Leagues Sum;
- (2) the Classes Sum;
- (3) the Transportation Costs (as defined in *Exhibit B*);
- (4) the NGB Membership Costs (as defined in *Exhibit B*); and
- (5) the Aquatic Costs (it being expressly acknowledged and agreed that the Aquatic Costs may include, as and to extent mutually agreed to by the Parties, expenses associated with the operation of RAP pools outside of customary operating hours; provided that such expenses (x) bear a direct, proportionate and reasonable relationship to the aquatic leagues and classes being offered by RAP and (y) to the extent applicable, are of

a comparable nature to expenses for extended pool operating hours previously funded by LA28 in connection with the City's SWIMLA youth aquatic program).”

**Section 2. Miscellaneous.**

2.1 Ratification. Except as expressly amended hereby, the Youth Sport Partnership Agreement is in all respects ratified and confirmed and all the terms, conditions and provisions thereof shall remain in full force and effect, and are expressly incorporated herein.

2.2 Order of Precedence. In the event of any conflict or inconsistency between this Amendment and the Youth Sport Partnership Agreement and/or the attachments or exhibits thereto, such conflict or inconsistency shall be resolved in accordance with the following order of precedence:

1. This Amendment to Youth Sport Partnership Agreement.
2. The Youth Sport Partnership Agreement.
3. Attachments or exhibits to the Youth Sport Partnership Agreement.

2.3 IOC Approval Required. The Parties acknowledge and agree that, pursuant to Section 17(k) of the Youth Sport Partnership Agreement, the understandings set forth in this Amendment are subject to the written approval of the IOC and shall not be binding upon any Party unless and until such written approval is obtained.

*[The remainder of this page has intentionally been left blank; signature pages follow.]*

IN WITNESS WHEREOF, the Parties hereto have caused this Amendment to be executed by their duly authorized representatives and affixed as of the date of signature of the Parties:

**THE CITY OF LOS ANGELES, a municipal corporation, acting by and through its DEPARTMENT OF RECREATION AND PARKS**

By:   
ANTHONY-PAUL (AP) DIAZ, Esq.  
Executive Officer  
City of Los Angeles  
Department of Recreation and Parks

Date: 5/11/2022

**APPROVED AS TO FORM:**


MICHAEL N. FEUER, City Attorney

By: 

Date: 5/10/2022

**ATTEST:**


HOLLY L. WOLCOTT, City Clerk

By: 

Date: 5-12-22



**LOS ANGELES ORGANIZING COMMITTEE FOR THE OLYMPIC AND PARALYMPIC GAMES 2028**

By:   
KATHY CARTER  
Chief Executive Officer

Date: 5/10/2022

## Second Amendment to Youth Sport Partnership Agreement

This Second Amendment to Youth Sport Partnership Agreement C-136936 (this “Amendment”) is made and entered into as of the date of the last signature set forth below, and is by and between the City of Los Angeles, a municipal corporation (the “City”), acting by and through its Department of Recreation and Parks (“RAP”) and the Los Angeles Organizing Committee for the Olympic and Paralympic Games 2028 (“LA28”). These entities shall be known herein collectively as the “Parties” or individually as a “Party.” Capitalized terms used but not otherwise defined herein shall have the meanings ascribed in the Youth Sport Partnership Agreement (as defined below).

WHEREAS, the Parties entered into that certain agreement regarding the 2028 Youth Sport Partnership dated as of September 23, 2020, as amended by that certain First Amendment to Youth Sport Partnership Agreement dated as of May 12, 2022 (the “Youth Sport Partnership Agreement”); and

WHEREAS, the Parties now desire to amend the Youth Sport Partnership Agreement to the extent set forth herein.

NOW, THEREFORE, in consideration of the foregoing and for other good and valuable consideration, the receipt and sufficiency of which are hereby acknowledged, the Parties hereby agree to amend and modify the Youth Sport Partnership Agreement as follows:

### **Section 1. Amendments.**

1.1 Definition of Fee Waiver. Section 6(i) of the Youth Sport Partnership Agreement is hereby amended and restated in its entirety to read as follows:

(i) “Fee Waiver” shall mean the self-certification form by which financial need shall be assessed, in substantially the same form as *Exhibit D* attached hereto. Each Fee Waiver shall include certification that the Youth participant’s combined family income is under the then existing Low Income Limit established by the United States Department of Housing and Urban Development (“HUD”) for 3-member families in the Los Angeles-Long Beach-Glendale, California HUD Metro Fair Market Rent Area (the “Current Low Income Limit”).

1.2 Definition of Pre-Qualified Recreation Center. Section 6(m) of the Youth Sport Partnership Agreement is hereby amended and restated in its entirety to read as follows:

(m) “Pre-Qualified Recreation Center” shall mean those Recreation Centers located in neighborhoods where the median household income is less than the Current Low Income Limit within a half-mile radius, in accordance with the California State Parks Community Fact Finder. Pre-Qualified Recreation Centers will be identified based on the Current Low Income Limit in the annual YSP Project Plan and selection will prioritize sites where increased investments promote equitable access to sports and fitness opportunities. Subject to mutual agreement by the Parties, the Parties may adjust or re-classify how Pre-Qualified Recreation Centers are pre-qualified in order to increase participant access or to adjust for capacity, provided that LA28 shall provide the IOC with notice prior to any such adjustments or reclassifications.

1.3 Self-Certification Form. Exhibit D to the Youth Sport Partnership Agreement is hereby amended and restated in its entirety to read as set forth in Exhibit D attached hereto.

**Section 2. Miscellaneous.**

2.1 Ratification. Except as expressly amended hereby, the Youth Sport Partnership Agreement is in all respects ratified and confirmed and all the terms, conditions and provisions thereof shall remain in full force and effect, and are expressly incorporated herein.

2.2 Order of Precedence. In the event of any conflict or inconsistency between this Amendment and the Youth Sport Partnership Agreement and/or the attachments or exhibits thereto, such conflict of inconsistency shall be resolved in accordance with the following order of precedence:


1. This Second Amendment to the Youth Sport Partnership Agreement;
2. The Youth Sport Partnership Agreement;
3. Attachments or exhibits to the Youth Sport Partnership Agreement.

*[The remainder of this page has intentionally been left blank; signature pages follow.]*




IN WITNESS WHEREOF, the Parties hereto have caused this Amendment to be executed by their duly authorized representatives and affixed as of the date of signature of the Parties:

**THE CITY OF LOS ANGELES, a municipal corporation, acting by and through its DEPARTMENT OF RECREATION AND PARKS**


By:   
[ Jimmy Kim ]  
[ General Manager ]

Date: 12/8/2023

**APPROVED AS TO FORM:**

By:   
Date: 12/12/2023

**ATTEST:**

By:   
Date: 12/12/23



**LOS ANGELES ORGANIZING COMMITTEE FOR THE OLYMPIC AND PARALYMPIC GAMES 2028**

By:   
[ CE28B0854E4644A... ]  
KATHRYN CARTER  
Chief Executive Officer

Date: 06-Dec-2023

**Exhibit D**

YEAR: \_\_\_\_\_

CITY OF LOS ANGELES  
DEPARTMENT OF RECREATION AND PARKS

**SELF-CERTIFICATION FORM**

**Participant Name**

**Age  
Gender**

**Nombre del Participante:** \_\_\_\_\_ **Edad:** \_\_\_\_\_ **Sexo:**  
M \_\_\_\_\_ F \_\_\_\_\_

**Parent/Guardian Signature**

**Date**

**Firma del Padre/Tutor** \_\_\_\_\_ **Fecha:**

The participant listed lives in a household with a combined family income of under \$[INSERT CURRENT HUD LOW INCOME LIMIT FOR 3-MEMBER FAMILIES IN LA METRO AREA].

**APPLICANT STATEMENT:** I certify that the information provided on this form is accurate and complete. I acknowledge that providing false information shall be grounds for termination from the program. I therefore authorize such verification, and will provide supporting documents if requested.

**Parent Consent:** I give permission for my child, whose name is listed below, to participate in the City of Los Angeles Department of Recreation and Parks Program. I authorize the City to make, procure or use photographs, film, tapes or other likenesses or Minor's physical image and/or voice as may be needed for use with program's publicity material. I agree to hold harmless the City of Los Angeles, Department of Recreation and Parks. **I understand that the City of Los Angeles carries no insurance.** I also understand the City of Los Angeles Department of Recreation and Parks Program reserves the right to dismiss a child for any conduct detrimental to the program.



**FORMA DE AUTO-CERTIFICACION**

ANO: \_\_\_\_\_

El participante mencionado anteriormente vive en un hogar con un ingreso familiar combinado de \$[INSERT CURRENT HUD LOW INCOME LIMIT FOR 3-MEMBER FAMILIES IN LA METRO AREA] o menos.

**DECLARACIÓN DEL PARTICIPANTE:** Yo certifico que la información proveída en esta forma es precisa y complete. Yo reconozco que proveer información falsa podría ser causa de descalificación del programa. Yo, por lo tanto autorizo tal verificación y proveeré documentos adicionales si fuesen requeridos.

**CONSENTIMIENTO DE PADRE:** Yo le doy permisión a mi hijo/a, cual está nombrado, ha participar en la programa de City of Los Angeles Department of Recreation and Parks. Autorizo la Ciudad hacer, procurar o utilizar fotografías, películas, grabaciones u otros imágenes físicos y/o de voz cuales sean necesarios para uso con la materia de publicidad del programa. Estoy de acuerdo considerar la Ciudad de Los Ángeles, Departamento de Recreación y Parques, oficiales, agentes, empleados y co-patrocinadores inofensivos por cualquier herida a mi hijo/a cual resulte de la participación en la Academia de Deportes. **Entiendo que la Ciudad de Los Ángeles no carga aseguranza.** También entiendo que la programa de City of Los Angeles Department of Recreation and Parks reserve el derecho despedir a un participante por cualquier conducto perjudicial al programa.

**RECREATION**

2025/2026 Sports Leagues, Classes & Clinics Yearly Calendar / Olympic Movement							
<u>Season</u>	<u>Activities</u>	<u>Registration Starts</u>	<u>League or Classes /Clinics Start</u>	<u>Leagues End By</u>	<u>Classes/ Clinics End By</u>	<u>Potential Offerings</u>	<u>City Wide Championships</u>
Summer 2025	Sports League	First Monday in May 5/5/2025	7/5/2025	8/23/2025		Coed Basketball, GPLA Basketball, GPLA Volleyball, Coed Flag Football, Coed/GPLA Soccer	
Summer 2025	Classes /Clinics	6/2/2025	7/7/2025		9/27/2025	Signature Classes- Badminton, Dance, Fitness Classes	
Fall 2025	Sports League	Last Monday in July 7/28/2025	10/4/2025	11/22/2025		Flag Football, GPLA Flag Football, Soccer, GPLA Soccer, and Girls Volleyball	Volleyball Football / Soccer December 9-13, 2025
Fall 2025	Classes /Clinics	8/25/2025	10/6/2025		12/27/2025	Signature Classes Classes Dance, Fitness Classes	
Winter 2026	Sports League	First Monday in Nov. 11/3/2025	1/11/2026	2/21/2026		Basketball, GPLA Basketball GPLA Volleyball,	Basketball Citywide Championship April 1-4, 2026
Winter 2026	Classes /Clinics	12/8/2025	1/13/2026		3/28/2026	Signature Classes- Classes Dance, Archery, Sports & Games, Fitness Classes	
Spring 2026	Sports League	First Monday in Feb. 2/2/2026	4/4/2026	5/23/2026		Baseball, Softball, and GPLA Soccer  Coed Flag Football, GPLA Flag Football, Coed Soccer	Baseball and Softball July 7-12, 2026
Spring 2026	Classes /Clinics	3/2/2026	4/6/2026		6/27/2026	Signature Classes- Classes Skateboarding, Dance, Sports & Games, Fitness Classes	

\*\*\*DATES REFLECT 12 WEEK PERIOD TO OFFER 8 WEEKS OF CLASSES.\*\*\*

## AQUATICS

### 2025/2026 Aquatics Sports/Lessons Calendar

Season	Activities	Registration Starts	League or Classes Start	Leagues End By	Classes End By	Offerings	City Wide Championships
Summer 2025	Sports Leagues	6/7/25	6/9/25	9/1/25		Swim, Artistic Swim, Dive, Water Polo	Swim: 8/3/24, Artistic Swim: 8/10/24, Dive 8/4/24, Water Polo: 8/11/24
Summer 2025	Classes	6/8/25	6/16/25		8/22/25		
Summer 2025	Signature programs	5/3/25	6/16/25		8/8/25	<b>Legacy Signature Program:</b> Surfing, Kayak	
Fall 2025	Sports Leagues	9/14/25	9/16/25	12/19/25		Dive <b>Legacy Signature Program:</b> Team Swim SwimLA: USA Swim	TSLA: USAS 12/13/25, Dive: 12/6/25
Fall 2025	Classes	9/13/25	9/13/25		12/12/25		
Fall 2025	Surfing	8/4/25	9/16/25		12/12/25	<b>Legacy Signature Program:</b> Surfing, Kayak	
Winter 2026	Sports Leagues	1/24/26	1/27/26	4/17/26		Artistic Swim, Water Polo <b>Legacy Signature Program:</b> Team Swim SwimLA: USA Swim	TSLA: USAS 5/10/25, Artistic Swim: 5/3/25, Water Polo: 5/4/24
Winter 2026	Classes	1/3/26	1/3/26		3/27/26		
Winter 2026	Surfing	11/1/25	1/3/26		3/27/26	<b>Signature Program:</b> Surfing, Kayak	
Spring 2026	Classes	3/28/26	3/28/26		5/22/26		
Spring 2026	Surfing	1/31/26	3/28/26		5/22/26	<b>Signature Program:</b> Surfing, Kayak	

**ADAPTIVE**

<b>2025/2026 Adaptive Sports Clinics, Camps, and Classes</b>						
<b><u>Season</u></b>	<b><u>Activities</u></b>	<b><u>Registration Starts</u></b>	<b><u>Clinics/Camps/Classes Start</u></b>	<b><u>Clinics End By</u></b>	<b><u>Potential Adaptive Sports Clinics/Camps Offering</u></b>	<b><u>City Wide Championships</u></b>
Summer 2025	Adaptive Sport Classes	First Monday in May 5/5/2025	7/7/2025	9/27/2025	Para Equestrian	
Summer 2025	Adaptive Sport Clinics	First Monday in May 5/5/2025	7/7/2025	9/27/2025	Wheelchair Basketball	
Summer 2025	Adaptive Sport Clinics	First Monday in May 5/5/2025	7/7/2025	9/27/2025	Para Surfing	
Fall 2025	Adaptive Sport Clinics	First Monday in August. 8/4/2025	10/6/2025	12/27/2025	Adaptive Skateboarding	
Fall 2025	Adaptive Sport Classes	First Monday in August. 8/5/2024	10/6/2025	12/27/2025	Adaptive Swimming	
Fall 2025	Adaptive Sport Clinics	First Monday in August. 8/4/2025	10/6/2025	12/27/2025	Blind Soccer	
Fall 2025	Adaptive Sport Classes	First Monday in August. 8/4/2025	10/6/2025	12/27/2025	Para Equestrian	
Winter 2026	Adaptive Sport Classes	First Monday in November. 11/3/2025	1/5/2026	3/28/2026	Adaptive Swimming - Aquatics	
Winter 2026	Adaptive Sport Classes	First Monday in November. 11/3/2025	1/5/2026	3/28/2026	Para Equestrian	
Winter 2026	Adaptive Sport Clinics	First Monday in November. 11/3/2025	1/5/2026	3/28/2026	Sitting Volleyball	
Winter 2026	Adaptive Sport Clinics	First Monday in November 2025	1/5/2026	3/28/2026	Adaptive Archery	

**\*\*\*DATES REFLECT 12 WEEK PERIOD TO OFFER 8 WEEKS OF CLASSES. \*\*\***

**ADAPTIVE**

<b>2025/2026 Adaptive Sports Clinics, Camps, and Classes</b>						
<b><u>Season</u></b>	<b><u>Activities</u></b>	<b><u>Registration Starts</u></b>	<b><u>Clinics/Camps/ Classes Start</u></b>	<b><u>Clinics End By</u></b>	<b><u>Potential Adaptive Sports Clinics/ Camps Offering</u></b>	<b><u>City Wide Championships</u></b>
Spring 2026	Adaptive Sport Clinics	First Monday in February. 2/2/2026	4/6/2026	6/27/2026	Adaptive Athletics	
Spring 2026	Adaptive Sport Classes	First Saturday in February. 2/2/2026			Adaptive Swimming - Aquatics	
Spring 2026	Adaptive Sport Classes	First Monday in February. 2/2/2026	4/6/2026	6/27/2026	Para Equestrian	
Spring 2026	Adaptive Sport Clinic	First Monday in February. 2/2/2026	4/6/2026	6/27/2026	Goalball	
Spring 2026	Adaptive Sport Clinics	First Monday in February. 2/4/2026	4/6/2026	6/27/2026	Wheelchair Tennis	

**\*\*\*DATES REFLECT 12 WEEK PERIOD TO OFFER 8 WEEKS OF CLASSES. \*\*\***

## LIST OF PREQUALIFIED AND NON PREQUALIFIED SITES - REC CENTERS AND AQUATICS

RECREATION CENTERS - Pre-qualified				
Facility	Address	Region	CD	
1	109th Street R.C.	1464 E. 109th St., Los Angeles, CA 90059	Pacific	15
2	Algin Sutton R.C.	8800 S. Hoover St., Los Angeles, CA 90044	Pacific	8
3	Alpine R.C.	817 Yale St., Los Angeles, CA 90012	Metro	1
4	Andres and Maria Cardenas R.C.	14740 Blythe St., Panorama City, CA 91402	Valley	6
5	Baldwin Hills R.C.	5401 Highlight Pl., Los Angeles, CA 90016	Pacific	10
6	Banning R.C.	1331 Eubank Ave, Wilmington, CA 90744	Pacific	15
7	Bellevue R.C.	826 Lucile Ave., Los Angeles, CA 90026	Metro	13
8	Boyle Heights Sports Center	933 South Mott St., Los Angeles, CA 90023	Metro	14
9	Cabrillo Beach Bath House	3800 Stephen M White Drive, San Pedro, CA 90731	Pacific	15
10	Central R.C.	1357 East 22nd St., Los Angeles, CA 90011	Pacific	9
11	Chevy Chase R.C.	4165 Chevy Chase Dr., Los Angeles, CA 90039	Metro	13
12	Costello R.C.	3141 E. Olympic Bl., Los Angeles, CA 90023	Metro	14
13	Cypress Park R.C.	2630 Pepper Ave., Los Angeles, CA 90065	Metro	1
14	David M. Gonzales/Pacoima R.C.	10943 Herrick Ave., Pacoima, CA 91331	Valley	7
15	Delano R.C.	15100 Erwin St., Van Nuys, CA 91411	Valley	6
16	Denker R.C.	1550 West 35th Pl., Los Angeles, CA 90018	Pacific	8
17	Downey R.C.	1772 North Spring St, Los Angeles, CA 90031	Metro	1
18	E. Wilmington Greenbelt Community Center	918 North Sanford Ave., Wilmington, CA 90744	Pacific	15
19	Echo Park R.C.	1632 Bellevue Ave, Los Angeles, CA 90026	Metro	13
20	El Sereno R.C.	4721 Klamath St., Los Angeles, CA 90032	Metro	14
21	Elysian Valley R.C.	1811 Ripple St., Los Angeles, CA 90039	Metro	13
22	Evergreen R.C.	2844 E. 2nd St, Los Angeles, CA 90033	Metro	14
23	Expo Center/Roy Anderson R.C.	3980 South Bill Robertson Lane, Los Angeles, CA 90037	Expo	9
24	Fernangeles R.C.	8851 Laurel Canyon Blvd, Sun Valley, CA 91352	Valley	6
25	Fred Roberts R.C.	4700 S. Honduras St., Los Angeles, CA 90011	Pacific	9
26	Gilbert Lindsay R.C.	429 E. 42nd Pl., Los Angeles, CA 90011	Pacific	9
27	Glassell Park R.C.	3650 Verdugo Rd., Los Angeles, CA 90065	Metro	1
28	Granada Hills R.C.	16730 Chatsworth St., Granada Hills, CA 91344	Valley	12
29	Green Meadows R.C.	431 E. 89th St., Los Angeles, CA 90003	Pacific	9
30	Harbor City R.C.	24901 Frampton Ave, Harbor City, CA 90710	Pacific	15
31	Hazard Park R.C.	2230 Norfolk St, Los Angeles, CA 90033	Metro	14
32	Highland Park R.C.	6150 N. Piedmont Avenue, Los Angeles, CA 90042	Metro	14
33	Hollenbeck Park R.C.	415 S. St. Louis St, Los Angeles, CA 90033	Metro	14
34	Hollywood R.C.	1122 Cole Ave., Los Angeles, CA 90038	Metro	13
35	Hoover R.C.	1010 W. 25th St., Los Angeles, CA 90007	Metro	1
36	Hubert Humphrey R.C.	12560 Filmore St., Pacoima, CA 91331	Valley	7
37	Jackie Tatum Harvard R.C.	1535 W. 62nd St., Los Angeles, CA 90047	Pacific	8
38	Jim Gilliam R.C.	4000 S. La Brea Avenue, Los Angeles, CA 90008	Pacific	10
39	Lafayette MultiPurpose Community Center	625 South Lafayette Park Place, Los Angeles, CA 90057	Metro	10
40	Lake Street Park	227 North Lake St., Los Angeles, CA 90026	Metro	13
41	Lanark R.C.	21816 Lanark St, Canoga Park, CA 91305	Valley	3
42	Leland R.C.	863 S. Herbert Ave, San Pedro, CA 90731	Pacific	15
43	Lemon Grove R.C.	4959 Lemon Grove Ave, Los Angeles, CA 90029	Metro	13
44	Lincoln Heights R.C.	2303 Workman Street, Los Angeles, CA 90033	Metro	1
45	Lincoln Heights Youth Center	2911 Altura Street, Los Angeles, CA 90031	Metro	1
46	Lincoln Park R.C.	3501 Valley Blvd, Los Angeles, CA 90031	Metro	14
47	Loren Miller R.C.	2717 Halldale Ave, Los Angeles, CA 90018	Pacific	8
48	Macarthur Park R.C.	2230 W. 6th St., Los Angeles, CA 90057	Metro	1
49	Martin Luther King, Jr. R.C.	3916 S. Western Avenue, Los Angeles, CA 90062	Pacific	8
50	Mount Carmel R.C.	830 West 70th St., Los Angeles, CA 90044	Pacific	8
51	Normandale R.C.	22400 S. Halldale Ave., Los Angeles, CA 90501	Pacific	15
52	Normandie R.C.	1550 S. Normandie Avenue, Los Angeles, CA 90006	Metro	1
53	North Hills Community Park	8756 N. Parthenia Pl, North Hills, CA 91343	Valley	6

**LIST OF PREQUALIFIED AND NON PREQUALIFIED SITES - REC CENTERS AND AQUATICS**

Aug-24

54	North Hollywood R.C.	11430 Chandler Blvd, North Hollywood, CA 91601	Valley	2
55	North Weddington R.C.	10844 Acama St., Studio City, CA 91602	Valley	2
56	Panorama City R.C.	8600 Hazeltine Ave., Panorama City, CA 91402	Valley	6
57	Pecan R.C.	127 South Pecan St., Los Angeles, CA 90033	Metro	14
58	Poinsettia R.C.	7341 Willoughby Ave, Los Angeles, CA 90046	Metro	5
59	Queen Anne R.C.	1240 West Blvd, Los Angeles, CA 90019	Metro	10
60	Ramon Garcia R.C.	1016 S. Fresno Street, Los Angeles, CA 90023	Metro	14
61	Rancho Cienega Sports Complex	5001 Rodeo Rd, Los Angeles, CA 90016	Pacific	10
62	Reseda R.C.	18411 Victory Blvd, Reseda, CA 91335	Valley	3
63	Rio de Los Angeles State Park	1900 N. San Fernando Rd, Los Angeles, CA 90065	Metro	1
64	Ritchie Valens R.C.	10736 Laurel Canyon Blvd, Pacoima, CA 91331	Valley	7
65	Rose Hill R.C.	4530 Mercury Ave., Los Angeles, CA 90032	Metro	14
66	Rosecrans R.C.	840 W. 149th St., Gardena, CA 90247	Pacific	15
67	Ross Snyder R.C.	1501 East 41st St., Los Angeles, CA 90011	Pacific	9
68	Seoul International Park	3250 San Marino St., Los Angeles, CA 90006	Pacific	10
69	Sepulveda R.C.	8825 Kester Ave., Panorama City 91405	Valley	6
70	Shatto R.C.	3191 West 4th St, Los Angeles, CA 90020	Metro	10
71	Slauson R.C.	5306 S. Compton Ave., Los Angeles, CA 90011	Pacific	9
72	South Park R.C.	345 East 51st St., Los Angeles, CA 90011	Pacific	9
73	South Seas House	2301 West 24th St., Los Angeles CA 90018	Metro	10
74	St. Andrews R.C.	8701 Saint Andrews Place, Los Angeles, CA 90047	Pacific	8
75	State Street R.C.	716 North State St., Los Angeles, CA 90033	Metro	14
76	Stonehurst R.C.	9901 Dronfield St., Sun Valley, CA 91352	Valley	7
77	Sun Valley R.C.	8133 Vineland Ave., Sun Valley, CA 91352	Valley	6
78	Sunland R.C.	8651 Foothill Blvd, Sunland, CA 91040	Valley	7
79	Sylmar Park R.C.	13109 Borden Ave, Los Angeles, CA 91342	Valley	7
80	Toberman R.C.	1725 Toberman St., Los Angeles, CA 90015	Metro	1
81	Trinity R.C.	2415 Trinity St., Los Angeles, CA 90011	Pacific	9
82	Valley Plaza	12240 Archwood St., North Hollywood, CA 91606	Valley	2
83	Van Ness R.C.	5720 2nd Avenue, Los Angeles, CA 90043	Pacific	8
84	Van Nuys R.C.	14301 Vanowen St., Van Nuys, CA 91405	Valley	6
85	Victory-Vineland R.C.	11117 Victory Blvd., North Hollywood, CA 91606	Valley	2
86	Vineyard R.C.	2942 Vineyard Ave, Los Angeles, CA 90016	Pacific	10
87	Wabash R.C.	2765 Wabash Ave, Los Angeles, CA 90033	Metro	14
88	Wilmington R.C.	325 N. Neptune Ave., Wilmington, CA 90744	Pacific	15
89	Winnetka R.C.	8401 Winnetka Ave., Winnetka, CA 91306	Valley	3
90	Yucca Park Community Center	6671 Yucca St., Los Angeles, CA 90028	Metro	13

**RECREATION CENTERS - Non pre-qualified (Adaptive & Signature Sports)**

	Facility	Address	Region	CD
1	Balboa Sports Complex	17015 Burbank Blvd., Encino, CA 91316	Valley	6
2	Barrington R.C.	333 S. Barrington Ave., Los Angeles, CA 90049	Valley	11
3	Bogdanovich R.C.	1920 Cumbre Drive, San Pedro, CA 90732	Pacific	15
4	Branford R.C.	13306 Branford St., Arleta, CA 91331	Valley	6
5	Carlin G. Smith R.C.	511 West Ave 46, Los Angeles, CA 90065	Metro	1
6	Chatsworth Park South	22360 Devonshire St., Chatsworth, CA 91311	Valley	12
7	Cheviot Hills R.C.	2551 Motor Ave., Los Angeles, CA 90064	Valley	5
8	Crestwood Hills R.C.	1000 Hanley Ave., Los Angeles, CA 90049	Valley	11
9	Culver Slauson R.C.	5072 S. Slauson Ave., Culver City, CA 90230	Pacific	11
10	Eagle Rock R.C.	1100 Eagle Vista Dr., Los Angeles, CA 90041	Metro	14
11	Encino Community Center	4935 Balboa Blvd, Encino, CA 91316	Valley	4
12	Lakeview Terrace R.C.	11075 Foothill Blvd, Lakeview Terrace, CA 91342	Valley	7
13	Mar Vista R.C.	11430 Woodbine Ave., Los Angeles, CA 90066	Valley	11



**LIST OF PREQUALIFIED AND NON PREQUALIFIED SITES - REC CENTERS AND AQUATICS**

Aug-24

14	Mason Park R.C.	10500 Mason Ave, Chatsworth, CA 91311	Valley	12
15	Montecito Heights R.C.	4545 Homer St., Los Angeles, CA 90031	Metro	1
16	Northridge R.C.	18300 Lemarsh St., Northridge, CA 91324	Valley	12
17	Oakwood R.C.	767 California Ave, Venice, CA 90291	Valley	11
18	Palisades R.C.	851 Alma Real Dr., Pacific Palisades, CA 90272	Valley	11
19	Palms R.C.	2950 Overland Ave., Los Angeles, CA 90064	Valley	5
20	Pan Pacific Park R.C.	7600 Beverly Blvd., Los Angeles, CA 90036	Metro	5
21	Peck Park Community Center	560 North Western Ave., San Pedro, CA 90732	Pacific	15
22	Penmar R.C.	1341 Lake St, Los Angeles, CA 90291	Valley	11
23	Ramona Hall	4580 N. Figueroa St., Los Angeles, CA 90065	Metro	1
24	Robertson R.C.	1641 Preuss Rd., Los Angeles, CA 90035	Pacific	5
25	Rustic Canyon R.C.	601 Latimer Rd., Santa Monica, CA 90402	Valley	11
26	Shadow Ranch R.C.	22633 Vanowen St, West Hills, CA 91307	Valley	12
27	Silver Lake R.C.	1850 West Silver Lake Dr., Los Angeles, CA 90026	Metro	13
28	Stoner R.C.	1835 Stoner Ave., Los Angeles, CA 90025	Valley	11
29	Studio City R.C.	12621 Rye St., Studio City, CA 91604	Valley	4
30	Tarzana R.C.	5655 Vanalden Ave., Tarzana, CA 91356	Valley	3
31	Van Nuys Sherman Oaks R.C.	14201 Huston St., Sherman Oaks, CA 91423	Valley	4
32	Westchester R.C.	7000 W. Manchester Ave., Los Angeles, CA 90045	Pacific	11
33	Westwood R.C.	1350 S. Sepulveda Blvd, Los Angeles, CA 90025	Valley	5
34	Woodland Hills R.C.	5858 Shoup Ave., Woodland Hills, CA 91367	Valley	3
35	Yosemite R.C.	1840 Yosemite Dr., Los Angeles, CA 90041	Metro	14

AQUATICS - Pre-qualified				
	Facility	Address	Region	CD
1	109th Pool	1500 E. 109th St., Los Angeles, CA 90059	Pacific	15
2	Algin Sutton Pool	8800 S. Hoover St., Los Angeles, CA 90044	Pacific	8
3	Banning Pool	1450 N. Avalon Blvd., Wilmington, CA 90744	Pacific	15
4	Celes King III Pool	5001 Rodeo Rd, Los Angeles, CA 90016	Pacific	10
5	Central Pool	1357 East 22nd St., Los Angeles, CA 90011	Pacific	9
6	Costello Pool	3121 E. Olympic Blvd., Los Angeles, CA 90023	Metro	14
7	Downey Pool	1775 N. Spring St., Los Angeles, CA 90031	Metro	1
8	Echo Deep Pool	1419 Colton St., Los Angeles, CA 90026	Metro	1
9	EG Roberts Pool	4526 W. Pico Blvd., Los Angeles, CA 90019	Pacific	10
10	Fernangeles Pool	8851 Laurel Canyon Blvd, Sun Valley, CA 91352	Valley	6
11	Fremont Pool	7630 Towne Ave., Los Angeles, CA 90003	Pacific	9
12	Glassell Pool	3650 Verdugo Rd., Los Angeles, CA 90065	Metro	1
13	Granada Hills Pool	16730 Chatsworth St., Granada Hills, CA 91344	Valley	12
14	Green Meadows Pool	431 E. 89th St., Los Angeles, CA 90003	Pacific	9
15	Harbor Pool	1221 N. Figueroa Pl., Wilmington, CA 90744	Pacific	15
16	Hey Rookie Pool	3601 S. Gaffey St., San Pedro, CA 90731	Pacific	15
17	Highland Pool	6150 N. Piedmont Avenue, Los Angeles, CA 90042	Metro	14
18	Hollywood Pool	1122 Cole Ave., Los Angeles, CA 90038	Pacific	13
19	Hubert Humphrey Pool	12560 Filmore St., Pacoima, CA 91331	Valley	7
20	Jackie Tatum/Harvard Pool	6120 Denker St., Los Angeles, CA 90047	Pacific	8
21	John C. Argue Swim Stadium	3980 Bill Robertson Lane, Los Angeles, CA 90037	Expo	9
22	Lanark Pool	21817 Strathern St., Canoga Park, CA 91304	Valley	3
23	Lincoln Pool	3501 Valley Blvd, Los Angeles, CA 90031	Metro	14
24	North Hollywood Pool	5301 Tujunga Ave., North Hollywood, CA 91601	Valley	2
25	Pecan Pool	120 S. Gless St., Los Angeles, CA 90033	Metro	14
26	Reseda Pool	18411 Victory Blvd, Reseda, CA 91335	Valley	3
27	Richard Alatorre Pool	4721 Klamath St., Los Angeles, CA 90032	Metro	14
28	Ritchie Valens Pool	10731 Laurel Canyon Blvd., Pacoima, CA 91331	Valley	7
29	Roosevelt Pool	456 S. Mathews St., Los Angeles, CA 90033	Metro	14

**LIST OF PREQUALIFIED AND NON PREQUALIFIED SITES - REC CENTERS AND AQUATICS**

Aug-24

30	Ross Snyder Pool	1501 East 41st St., Los Angeles, CA 90011	Pacific	9
31	Sepulveda Pool	8737 Kester Ave., Panorama City, CA 91402	Valley	6
32	South Park Pool	345 East 51st St., Los Angeles, CA 90011	Pacific	9
33	Sun Valley Pool	8123 Vineland Ave., Sun Valley, CA 91352	Valley	6
34	Sylmar Pool	13109 Borden Ave, Los Angeles, CA 91342	Valley	7
35	Valley Plaza Pool	6715 Laurelgrove Ave., North Hollywood, CA 91606	Valley	2
36	Van Ness Pool	5720 2nd Avenue, Los Angeles, CA 90043	Pacific	8
37	Verdugo Hills Pool	10654 Irma Ave., Tujunga, CA 91042	Valley	7

**AQUATICS - Non pre-qualified (Adaptive & Signature Sports)**

	Facility	Address	Region	CD
1	Cheviot Hills Pool	2693 Motor Ave., Los Angeles, CA 90064	Pacific	5
2	Cleveland Pool	8120 Vanalden Ave., Reseda, CA 91335	Valley	4
3	Griffith Park Pool	3401 Riverside Dr., Los Angeles, CA 90027	Metro	4
4	LACES Pool	5931 W. 18th St., Los Angeles, CA 90035	Pacific	10
5	Mar Vista Pool	11655 Palms Blvd., Los Angeles, CA 90066	Pacific	11
6	Northridge Pool	10058 Reseda Blvd., Northridge, CA 91324	Valley	12
7	Pan Pacific Park Pool	141 S. Gardner St., Los Angeles, CA 90036	Pacific	5
8	Peck Park Pool	560 N. Western Ave., San Pedro, CA 90732	Pacific	15
9	Rustic Canyon Pool	601 Latimer Rd., Pacific Palisades, CA 90402	Pacific	11
10	Stoner Park Pool	1835 Stoner Ave., Los Angeles, CA 90025	Pacific	11
11	Van Nuys Sherman Oaks Pool	14021 Huston St., Van Nuys, CA 91423	Valley	4
12	Venice High School Indoor Pool	2490 Walgrove Ave., Los Angeles, CA 90066	Pacific	11
13	Westchester Pool	9100 Lincoln Blvd., Los Angeles, CA 90045	Pacific	11
14	Westwood Pool	1350 Sepulveda Blvd., Los Angeles, CA 90025	Pacific	5
15	Woodland Hills Pool	5858 Shoup Ave., Woodland Hills, CA 91367	Valley	3
16	Yosemite Pool	1840 Yosemite Dr., Los Angeles, CA 90041	Metro	14

DEPARTMENT OF RECREATION  
AND PARKS

## BOARD OF COMMISSIONERS

**RENATA SIMRIL**  
PRESIDENT**LUIS SANCHEZ**  
VICE PRESIDENT**FIONA HUTTON**  
**MARIE LLOYD**  
**BENNY TRAN****TAKISHA SARDIN**  
BOARD SECRETARY  
(213) 202-2640City of Los Angeles  
California**KAREN BASS**  
MAYOR**JIMMY KIM**  
GENERAL MANAGER**MATTHEW RUDNICK**  
EXECUTIVE OFFICER**CATHIE SANTO DOMINGO**  
ASSISTANT GENERAL MANAGER**CHINYERE STONEHAM**  
ACTING ASSISTANT GENERAL MANAGER**BRENDA AGUIRRE**  
ASSISTANT GENERAL MANAGER

(213) 202-2633

September 30, 2024

Reynold Hoover, Chief Executive Officer  
LA 2028  
10900 Wilshire Blvd., Suite 700  
Los Angeles, CA 90024

Dear Mr. Hoover:

This compliance certificate certifies the following matters have been met through reasonable efforts and substantially demonstrate compliance, including:

1. This YSP Project Plan for 2025/2026 constitutes a legal, valid and binding obligation of RAP;
2. The representations and warranties set forth in this compliance certificate are true and correct as of the date of certification and will be true and correct for the duration of the Program Year.
3. RAP has not, and shall not, collect more than \$10 from each Eligible Participant directly for participating in any of the Activities described in the Project Plan. By mutual approval of the parties, this fee may be adjusted over time based on actual costs to RAP or RAP Partner Providers, allowing for increased costs for activities to meet RAP Standards, consistent with meeting Quality Youth Sports Criteria;
4. The YSP Project Plan complies with all requirements of the YSA Agreement;
5. RAP has not entered into, and shall not enter into, any agreement, understanding or arrangement which would grant commercial sponsorship, affiliation or other identification rights of any kind or description with respect to the 2028 Games, LA 2028, the USOPC, the IOC, to any supplier of goods or services or to any other person or entity.
6. RAP does not and shall not discriminate on the basis of race, color, national origin, age, sex, sexual orientation, marital status, creed, religion, citizenship, ancestry or political affiliation; and



Mr. Hoover  
September 30, 2024  
Page 2 of 2

7. No audit, investigation, proceeding or other inquiry known to RAP as of the event date herewith is pending by the Internal Revenue Service, the Franchise Tax Board or the Attorney General of any state with respect to RAP.

Sincerely,

A handwritten signature in black ink, appearing to read 'JK' or 'Jimmy Kim', written in a cursive style.

Jimmy Kim  
General Manager

Mr. Hoover  
September 30, 2024  
Page 3 of 2

Mr. Hoover  
September 30, 2024  
Page 4 of 2