

BOARD REPORT

NO. 24-210

DATE October 03, 2024

C.D. #

BOARD OF RECREATION AND PARK COMMISSIONERS

SUBJECT: APPROVAL OF THE DEPARTMENT OF RECREATION AND PARKS REVISED FY2024-25 PROJECT PLAN BETWEEN THE CITY OF LOS ANGELES AND THE LOS ANGELES 2028 ORGANIZING COMMITTEE FOR THE 2028 OLYMPIC AND PARALYMPIC GAMES FOR THE CITY'S YOUTH SPORTS PROGRAM PARTNERSHIP

B. Aguirre	_____	M. Rudnick	_____
B. Jones	_____	* C. Santo Domingo	_____
C. Stoneham	<u>C.S</u>	N. Williams	_____



General Manager

Approved _____ Disapproved _____ Withdrawn X

RECOMMENDATIONS

1. Approve the Department of Recreation and Parks revised (RAP) FY2024-25 Project Plan, as set forth in this Report's Attachment 1;
2. Authorize RAP to accept and receive a funding allocation from the Los Angeles Organizing Committee for the 2028 Olympic and Paralympic Games (LA 2028) in the amount of \$30,535,849, as outlined in the revised FY2024-25 Project Plan, attached hereto as Attachment 1, subject to approval of the City Council;
3. Direct RAP to transmit the revised FY2024-25 Project Plan to the City Council for consideration in conformance with the Youth Sports Agreement (YSA), attached hereto as Attachment 4 and approved by the Board of Recreation and Park Commissioners (Board) on December 18, 2019, April 7, 2033, and October 5, 2023; and
4. Instruct the City Administrative Officer (CAO) to prepare Controller instructions, and/or make technical corrections or adjustments, that may be required and are consistent with the City Council and Mayoral action as necessary for the appropriation and expenditure of funds from the Youth Sport Partnership Fund (Fund No. 63K), up to the amounts approved for the revised 2024-25 Project Plan, and previously approved annual project plans, in accordance with the Youth Sport Partnership Agreement, as amended hereto; and Authorize the Controller to implement those instructions.

BOARD REPORT

PG. 2 NO. 24-210

5. Authorize RAP staff to make technical changes to the revised FY2024-25 Project Plan as needed to carry out the intent of this Report.

SUMMARY

On September 13, 2017, the International Olympic Committee (“IOC”) selected the City of Los Angeles to host the 2028 Olympic and Paralympic Games (the “2028 Games”). Among the principles of the Host City Contract, entered into September 13, 2017, by and between the City, the IOC and the United States Olympic Committee (“USOC”), and in the Memorandum of Understanding between the City, LA 2028 and the USOC, regarding the organizing of the 2028 Games, dated August 16, 2017, LA 2028 committed to support youth sports programming, including funding up to \$160,000,000, to significantly enhance access to sport for the City’s youth over the years leading up to the 2028 Games (the “Youth Sports Commitment”).

The terms of LA 2028’s Youth Sport Commitment, developed in collaboration with the City, were memorialized in the Youth Sport Partnership Agreement (YSA) for the operation and development of the City’s Youth Sports Program (YSP). Subsequently, amended terms of LA 2028’s Youth Sports Commitment have been developed in collaboration with the City, including RAP as the overseeing entity of the City’s Youth & Adaptive Sports Program (PlayLA), which are now memorialized in the First Amendment to the YSA for the operation and development of the PlayLA, which was approved by the Board on April 7, 2022. A Second Amendment to the YSA, approved by City Council on October 31, 2023, reflects changes in the number of pre-qualified RAP locations due to the change to the Low-Income Limit established by the United States Department of Housing and Urban Development (“HUD”).

The revised Fiscal Year 2024-25 YSP Project Plan (Attachment 1) reflects the total estimated enrollment of 217,769, with a total estimated cost of \$30,535,849.

Through the amended YSA, the City will use the provided funding to directly support and increase citywide youth participation in quality sport and fitness programming by removing financial barriers now and up to the 2028 Games.

PlayLA is structured to overcome barriers to participation, including considerations to achieve gender equity and to increase access and opportunities for all young people, particularly the economically disadvantaged and physically impaired and to ensure enduring health and wellness benefits for all communities in the City of Los Angeles.

YSA Terms and Conditions

The YSA memorializes the following terms relating to PlayLA.

1. Grant Funds from LA 2028 will be used to subsidize and offset funding for youth sports and fitness classes or programs at designated recreation centers and or through signature

BOARD REPORT

PG. 3 NO. 24-210

programs or other non-profit or specialized sport and fitness partners, as well as for marketing and for the implementation of a safe sport program (“Safe Sport”).

2. To access Grant Funds, RAP will develop an annual “YSP Project Plan,” subject to the Board of Recreation and Park Commissioners (Board) and City Council approval, and submit each plan to LA 2028 to draw down the available Youth Sports Commitment funding.
3. RAP will submit annual YSP Project Plan requests to LA 2028, up to the cumulative amount of the total available Grant Funds available for such Fiscal Year, as follows:
 - a. Participation Fees for Leagues and Classes: A majority of available funds may be used each Fiscal Year to offset the Direct Costs for participation in RAP operated, quality youth sports leagues & classes.
 - b. Signature Youth Programs: RAP may also use a targeted amount of funds each year to offset the direct and start-up costs of quality youth sport or fitness programs, and/or including adaptive sport activities.
4. RAP will enact and maintain minimum standards for safety maintenance, training and reporting under a collaboration with the U.S. Center for Safe Sport, in an amount not to exceed \$2,000,000.00, and within one year from the YSA’s execution.
5. Eligible participants for subsidies will be based on household income within ½ mile radius of that recreation center. Using current income data, 90 recreation centers and 37 pools are designated as pre-qualified. RAP also has 35 non-pre-qualified centers and 16 non pre-qualified pools. Participants at non-designated and pre-qualified sites will verify their eligibility by self-certifying household income. Two additional centers, Cabrillo Beach Bath House and Ramona Gardens, have been designated for the PlayLA program. RAP will retain the right to adjust or modify any pre-designated and qualified recreation center as needed to meet operational, maintenance or income needs.
6. RAP will commit to raising public awareness and engagement of the YSP by utilizing designated marketing funds to identify and create the YSP branding, marketing, and visual identity and to purchase multilingual advertising for each year of the YSP.
7. RAP will submit an annual Project Plan with an estimated amount to identify subsidies for upcoming year registration in existing or signature programming for reimbursement and to be reconciled each subsequent year, while committing to a preference for Olympic or Adaptive Sports and to track participation and growth resulting from RAP’s baseline participation numbers now and through 2028.

BOARD REPORT

PG. 4 NO. 24-210

REVISED FY2024-25 PROJECT PLAN

The revised FY2024-25 Project Plan identifies estimated subsidies for registration in existing recreational and aquatic programming as well as requested allocations for unique signature programming with a commitment to Olympic or Adaptive Sports and to track participation and growth resulting from RAP's baseline participation numbers starting in Summer 2021 through 2028.

The requested amount of \$30,535,849 will be used for RAP's 2024-25 fiscal year, to be apportioned as follows:

- a. \$20,697,820 to support recreational leagues and classes at 90 prequalified sites and available eligible participants at the City's 35 non-prequalified sites (Attachment 7). Eligible participants are those who self attest in meeting the Low-Income Limit established by the United States Department of Housing and Urban Development (HUD) for three-member families in the Los Angeles-Long Beach-Glendale, California HUD Metro Fair Market Rent Area, \$90,850 as of June 1, 2023. This includes Legacy Signature programs such as Golf, Judo, Marathon Training, Skateboarding, Tae Kwon Do, Tennis, and Track and Field. It also includes a soccer development pilot program detailed in the YSP Project Plan narrative (Attachment 2).
- b. \$1,614,053 to support Aquatics Swim Classes at RAP's 37 prequalified aquatic sites and available to eligible participants at the City's remaining 16 non-prequalified aquatic sites (Attachment 7) as well as the surfing program.
- c. \$7,050,476 to support Signature Youth Programs in aquatics, sports & fitness, and adaptive sports (Attachment 1).
- d. \$1,173,500 to support Safe Sport, marketing for non-adaptive sports, marketing for adaptive sports, printing, and media buys (Attachment 1).

Using FY2018-19 as our baseline, RAP had 148,274 youth participant enrollments in YSP programs at recreation and aquatic sites during that fiscal year. RAP's projection for FY2024-25 is 217,769 youth participant enrollments, an increase of 47% over the baseline.

FISCAL IMPACT

Approval of the revised FY2024-25 Project Plan and acceptance of Grant funding from LA 2028 will have a positive impact on RAP's General Fund, resulting in cost savings to RAP in its operation and offering of subsidized youth sports and fitness programs Citywide.

BOARD REPORT

PG. 5 NO. 24-210

STRATEGIC PLAN INITIATIVES AND GOALS

Approval of this Board Report advances RAP's Strategic Plan by supporting:

Goal No. 2: Offer Affordable and Equitable Recreational Programming

Outcome No. 1: Improved health and social equity for young Angelenos

Key Metric: Number of youth participants in sports and fitness programs

Result: Increase participation in youth sports, fitness and aquatics programs by removing barriers to enrollment, specifically in low-income communities of color

This Report was prepared by Veronica Polanco, Chief Innovation Officer, Department of Recreation and Parks.

LIST OF ATTACHMENTS/EXHIBITS

- 1) Revised FY2024-25 Project Plan
- 2) Revised FY2024-25 Project Plan narrative
- 3) Revised FY2024-25 Adaptive Sports Project Plan narrative
- 4) Youth Sports Agreement (YSA)
- 5) FY2024-25 Program Schedule
- 6) FY2024-25 Coaches Training Plan
- 7) List of prequalified and non-prequalified Recreation Centers and Aquatic Facilities (revised)
- 8) FY2024-25 RAP's Compliance Certification



PROJECT PLAN

YOUTH SPORT PARTNERSHIP



TO:
LA 2028
ATTENTION: Reynold Hoover, Chief Executive Officer
10900 Wilshire Blvd., Suite 700
Los Angeles, CA 90024

DOCUMENT NO.: LA28-005 Rev

FISCAL YEAR: 2024/2025

Summary (Brief)

		Enrollments	Costs \$
Recreation Centers			
I. Current Programs			
	Prequalified Sites (90)	148,458	\$ 18,506,740
	Non Prequalified Sites (35)	7,208	\$ 1,116,740
	Less Baseline Funding		
	Gen Fund (estimate)		\$ (1,764,035)
	GPLA (estimate)		\$ (823,587)
	Dodgers (estimate)		\$ (150,000)
II. Pilot Programs			
	1) Soccer Development Program	3,240	\$ 2,206,550
III. Legacy Signature Programs			
	1) Golf	480	\$ 100,710
	2) Judo	2,400	\$ 432,600
	3) Marathon Training	3,800	\$ 47,802
	4) Skateboard	1,800	\$ 337,700
	5) Tae Kwon Do	480	\$ 145,880
	6) Tennis	2,400	\$ 284,400
	7) Track and Field	1,600	\$ 256,320
Subtotal Recreation Centers		171,866	\$ 20,697,820

Aquatics			
I. Swim Lessons/Teams			
	Prequalified Sites (37)	27,105	\$ 1,468,567
	Non Prequalified Sites (16)	3,978	\$ 307,582
	Extended Hours - Swim Lessons		\$ 481,281
	Less Baseline Funding		
	Gen Fund (estimate)		\$ (1,423,775)
	Kaiser		\$ (204,000)
	LA84		\$ (85,000)
	Other Cost: Swim Lessons/Teams		
	Personal Equipment - Swim Lessons		\$ 382,200
	Equipment		\$ 328,640
II. Surfing			
	Surfing	437	\$ 358,558
Subtotal Aquatics		31,520	\$ 1,614,053

Signature Youth Sports Programs			
I. Aquatics			
	1) Aquatic Pentathlon	300	\$ 272,917
	2) Inner Tube Water Polo	180	\$ 208,716
	3) Kayak	180	\$ 348,824



PROJECT PLAN

YOUTH SPORT PARTNERSHIP



TO:
LA 2028
ATTENTION: Reynold Hoover, Chief Executive Officer
10900 Wilshire Blvd., Suite 700
Los Angeles, CA 90024

DOCUMENT NO.: LA28-005 Rev
FISCAL YEAR: 2024/2025

Summary (Brief)

		Enrollments	Costs \$
	4) Stand-Up Paddleboard	200	\$ 162,528
	5) Team SwimLA Surfing Team	100	\$ 204,868
	6) USA Swim Team	2,160	\$ 1,876,236
	7) USA Water Polo Team	400	\$ 571,668
II. Sports & Fitness			
	1) Archery	1,360	\$ 304,200
	2) Boxing	2,800	\$ 459,400
	3) Climbing	180	\$ 21,416
	4) Equestrian	180	\$ 144,416
	5) Fencing	1,360	\$ 261,109
	6) Karate	1,200	\$ 286,160
	7) Table Tennis	1,600	\$ 234,450
	8) Triathlon	240	\$ 171,440
	9) Community School Parks (CSP)	800	\$ 220,000
III. Adaptive Sports			
	1) Adaptive Archery	48	\$ 68,288
	2) Adaptive Athletics	20	\$ 61,680
	3) Adaptive Kayaking	48	\$ 116,502
	4) Adaptive Skateboarding	48	\$ 64,008
	5) Adaptive Swimming	498	\$ 134,113
	6) Blind Soccer	90	\$ 215,318
	7) Goalball	40	\$ 74,659
	8) Para Equestrian	108	\$ 199,025
	9) Para Surfing	85	\$ 65,187
	10) Sitting Volleyball	60	\$ 47,142
	11) Wheelchair Basketball	50	\$ 77,340
	12) Wheelchair Tennis	48	\$ 68,298
	13) Trainings		\$ 16,000
	14) Special Events		\$ 94,568
Subtotal Signature Youth Programs		14,383	\$ 7,050,476

Other Costs			
	Safe Sport	\$	200,000
	Marketing - Non Adaptive	\$	465,000
	Marketing - Adaptive	\$	233,500
	Printing	\$	100,000
	Media Buy	\$	175,000
Subtotal Other Costs		-	\$ 1,173,500

Total	217,769	\$	30,535,849
--------------	----------------	-----------	-------------------



PROJECT PLAN

YOUTH SPORT PARTNERSHIP



TO: LA 2028 ATTENTION: Reynold Hoover, Chief Executive Officer 10900 Wilshire Blvd., Suite 700 Los Angeles, CA 90024	DOCUMENT NO.: FISCAL YEAR:	LA28-005 Rev 2024/2025
--	---	-------------------------------

RECREATION CENTERS

I. CURRENT PROGRAMS

(See Attachment 1 for Description; Attachments 2a & 2b for Program Dates and Coach Training; Attachments 3 & 4 for Detail)

	LEAGUES		CLASSES		TOTALS
ESTIMATED ENROLLMENT TOTALS: "A"	71,702		83,964		155,666
CATEGORY	UNIT COST	TOTAL	UNIT COST	TOTAL	
Instructors			\$ 40	\$ 3,358,560	\$ 3,358,560
Coaches	\$ 40	\$ 2,868,080			\$ 2,868,080
Officials	\$ 37	\$ 2,652,974			\$ 2,652,974
Uniforms	\$ 40	\$ 2,868,080			\$ 2,868,080
Shared Equipment	\$ 30	\$ 2,151,060	\$ 20	\$ 1,679,280	\$ 3,830,340
Pre and Post events	\$ 20	\$ 1,434,040	\$ 20	\$ 1,679,280	\$ 3,113,320
Trophies	\$ 13	\$ 932,126			\$ 932,126
TOTAL COSTS (REC CENTERS): "B"	\$ 180	\$ 12,906,360	\$ 80	\$ 6,717,120	\$ 19,623,480
Less: Projected Baseline Funding					
Rec and Parks General Fund - Rec Centers (estimate)				\$ (1,764,035)	
GPLA (estimate)				\$ (823,587)	
Dodgers (estimate)				\$ (150,000)	
Total Projected Baseline Funding "C"					\$ (2,737,622)
TOTAL COSTS LESS PROJECTED BASELINE FUNDING (REC CENTERS - CURRENT PROGRAMS): "D" ("B + C")					\$ 16,885,858

II. PILOT PROGRAM

1) Soccer Development Program (2 sites)					
(See Attachment 1 for Description and Attachments 5 & 6 for Detail)					
			CLASSES		TOTALS
Estimated Enrollment Totals "E"			3,240		3,240
CATEGORY			UNIT COST	TOTAL	
Instructor			\$ 192	\$ 622,080	\$ 622,080
Uniform			\$ 26.75	\$ 86,670	\$ 86,670
Membership			\$ 7.72	\$ 25,000	\$ 25,000
Pre and Post events			\$ 320.00	\$ 1,036,800	\$ 1,036,800
Total "F"			\$ 546.47	\$ 1,770,550	\$ 1,770,550
Equipment Cost					
(Note: Replacement timeframe is variable; cost may occur again in future years)					
Equipment - balls, soccer equipment, etc. (\$218,000 X 2 sites) "G"					\$ 436,000
TOTAL COSTS (PILOT PROGRAM): "H" ("F + G")					\$ 2,206,550

III. LEGACY SIGNATURE PROGRAMS

1) GOLF (4 golf sites and 10 recreation centers)							
(See Attachments 7 & 8 for Detail)							
			GOLF COURSE SITES (RAP Instruction)		REC CENTERS (RAP Instruction)		TOTALS
Estimated Enrollment Totals "I"			160		320		480
CATEGORY			UNIT COST	TOTAL	UNIT COST	TOTAL	
Golf Instructor			\$ 60	\$ 9,601	\$ 60	\$ 19,200	\$ 28,801
Asst. Golf Instructor			\$ 60	\$ 9,599	\$ 60	\$ 19,200	\$ 28,799



PROJECT PLAN
YOUTH SPORT PARTNERSHIP



TO: LA 2028 ATTENTION: Reynold Hoover, Chief Executive Officer 10900 Wilshire Blvd., Suite 700 Los Angeles, CA 90024	DOCUMENT NO.: FISCAL YEAR:	LA28-005 Rev 2024/2025
--	---	-------------------------------

Asst. Golf Instructor - transportation	\$ 42	\$ 6,720	\$ -	\$ -	\$ 6,720
Supplies	\$ 38	\$ 6,080	\$ 38	\$ 12,160	\$ 18,240

Total	"J"	\$ 200	\$ 32,000	\$ 158.00	\$ 50,560	\$ 82,560
-------	-----	--------	-----------	-----------	-----------	-----------

Estimated Enrollment Totals	"K"	GOLF COURSE SITES (Partner Instruction)		REC CENTERS (Partner Instruction)		TOTALS
		-		-		-

CATEGORY		UNIT COST	TOTAL	UNIT COST	TOTAL	
Golf Instructor		\$ -	\$ -	\$ -	\$ -	\$ -
Asst. Golf Instructor		\$ -	\$ -	\$ -	\$ -	\$ -
Asst. Golf Instructor - transportation		\$ -	\$ -	\$ -	\$ -	\$ -
Supplies		\$ -	\$ -	\$ -	\$ -	\$ -
Total	"L"	\$ -	\$ -	\$ -	\$ -	\$ -

Equipment Cost
(Note: Replacement timeframe is variable; cost may occur again in future years)

Equipment for Golf sites					
Equipment for Rec Centers	"M"			18,150	\$ 18,150

1) Total Golf (4 golf sites and 10 recreation centers)	"N" ("J + L + M")				\$ 100,710
--	----------------------	--	--	--	------------

2) JUDO - USA Olympic sanction (20 sites)
(See Attachments 9 & 10 for Detail)

Estimated Enrollment Totals	"O"		CLASSES		TOTALS
			2,400		2,400
CATEGORY					
Instructor		\$ 144	\$ 345,600		\$ 345,600
Uniform		\$ 30	\$ 72,000		\$ 72,000
Pre and Post events		\$ 6.25	\$ 15,000		\$ 15,000
Total	"P"	\$ 180.25	\$ 432,600		\$ 432,600

Equipment Cost
(Note: Replacement timeframe is variable; cost may occur again in future years)

Equipment - mats	"Q"				
------------------	-----	--	--	--	--

2) Total Judo (20 sites)	"R" ("P + Q")				\$ 432,600
--------------------------	------------------	--	--	--	------------

3) MARATHON TRAINING
(See Attachments 11, 12 & 13 for Detail)

Estimated Enrollment Totals	"S"		CLASSES		TOTALS
			3,800		3,800
CATEGORY					
Awards		\$ 12.58	\$ 47,802		\$ 47,802
Total	"T"	\$ 12.58	\$ 47,802		\$ 47,802

3) Total Marathon Training	"U" ("T")				\$ 47,802
----------------------------	--------------	--	--	--	-----------

4) SKATEBOARDING (15 sites)
(See Attachments 14 & 15 for Detail)



PROJECT PLAN

YOUTH SPORT PARTNERSHIP



TO: LA 2028 ATTENTION: Reynold Hoover, Chief Executive Officer 10900 Wilshire Blvd., Suite 700 Los Angeles, CA 90024	DOCUMENT NO.: LA28-005 Rev FISCAL YEAR: 2024/2025	LA28-005 Rev 2024/2025
---	--	-------------------------------

<i>Estimated Enrollment Totals</i>	"V"		CLASSES	TOTALS	
			1,800	1,800	
CATEGORY					
<i>Instructor</i>		UNIT COST	TOTAL		
<i>Pre and Post events</i>		\$ 144	\$ 259,200	\$ 259,200	
		\$ 11.11	\$ 20,000	\$ 20,000	
Total	"W"	\$ 155.11	\$ 279,200	\$ 279,200	
Equipment Cost					
<i>(Note: Replacement timeframe is variable; cost may occur again in future years)</i>					
<i>Equipment - skateboards, helmets, protective gear, tool kits (\$3,900 X 15 sites)</i>	"X"			\$ 58,500	
4) Total Skateboarding (15 sites)	"Y" ("W + X")			\$ 337,700	

5) TAE KWON DO (5 sites) (See Attachments 16 & 17 for Detail)

<i>Estimated Enrollment Totals</i>	"Z"		CLASSES	TOTALS	
			480	480	
CATEGORY					
<i>Instructor</i>		UNIT COST	TOTAL		
<i>Uniform</i>		\$ 180	\$ 86,400	\$ 86,400	
<i>Pre and Post events</i>		\$ 60	\$ 28,800	\$ 28,800	
		\$ 41.67	\$ 20,000	\$ 20,000	
Total	"AA"	\$ 281.67	\$ 135,200	\$ 135,200	
Equipment Cost					
<i>(Note: Replacement timeframe is variable; cost may occur again in future years)</i>					
<i>Equipment - mats (5 sites)</i>	"AB"			\$ 10,680	
5) Total Tae Kwon Do (5 sites)	"AC" ("AA + AB")			\$ 145,880	

6) TENNIS (20 sites) (See Attachments 18 & 19 for Detail)

<i>Estimated Enrollment Totals</i>	"AD"		CLASSES	TOTALS	
			2,400	2,400	
CATEGORY					
<i>Instructor</i>		UNIT COST	TOTAL		
<i>Uniform</i>		\$ 108	\$ 259,200	\$ 259,200	
<i>Pre and Post events</i>		\$ -	\$ -	\$ -	
		\$ 10.5	\$ 25,200	\$ 25,200	
Total	"AE"	\$ 118.5	\$ 284,400	\$ 284,400	
6) Total Tennis (20 sites)	"AF" ("AE")			\$ 284,400	

7) TRACK & FIELD (20 sites) (See Attachments 20 & 21 for Detail)

<i>Estimated Enrollment Totals</i>	"AG"		CLASSES	TOTALS	
			1,600	1,600	
CATEGORY					
<i>Instructor/Coach</i>		UNIT COST	TOTAL		
<i>Saturday Instruction</i>		\$ 144.00	\$ 230,400	\$ 230,400	
		\$ 16.20	\$ 25,920	\$ 25,920	



PROJECT PLAN

YOUTH SPORT PARTNERSHIP



TO: LA 2028 ATTENTION: Reynold Hoover, Chief Executive Officer 10900 Wilshire Blvd., Suite 700 Los Angeles, CA 90024	DOCUMENT NO.: FISCAL YEAR:	LA28-005 Rev 2024/2025
--	---	-------------------------------

Total	"AH"	\$ 160.20	\$ 256,320	\$ 256,320
-------	------	-----------	------------	------------

Equipment Cost

(Note: Replacement timeframe is variable; cost may occur again in future years)

Equipment (high jump, shots, javelins, blocks - \$17,500 per site X 0 sites) "AI" \$ -

7) Total Track & Field (20 sites)	"AJ" ("AH + AI")	\$ 256,320		
-----------------------------------	---------------------	-------------------	--	--

TOTAL COSTS (LEGACY PROGRAMS):	"AK" ("N + R + U + Y + AC + AF + AJ")	\$ 1,605,412		
--------------------------------	--	---------------------	--	--

TOTAL COSTS (RECREATION CENTERS)

TOTAL COSTS (CURRENT AND PILOT PROGRAMS) - less Projected Baseline Funding:	"AL" ("D + H + AK")	\$ 20,697,820		
---	------------------------	----------------------	--	--

AQUATICS

I. SWIM LESSONS/DIVE, SYNCHRO, WATER POLO TEAMS

(See Attachment 1 for Description, Attachments 2a & 2b for Program Dates and Coach Training; Attachments 22,23,24,& 25 for Detail)

Estimated Enrollment Totals	"AM"	SWIM TEAM 1855	DIVE, SYNCHRO, WATER POLO TEAMS 1,609	SWIM LESSONS 27,619	TOTALS 31,083
-----------------------------	------	-------------------	---	------------------------	------------------

CATEGORY

		UNIT COST	TOTAL	UNIT COST	TOTAL	
Lifeguard/Instructor		\$ 122	\$ 122	\$ 422,608		\$ 422,608
Class instructor				\$ -		\$ 920,541
Officials		\$ 30	\$ 30	\$ 103,920	\$ 33.33	\$ 920,541
Uniform		\$ 60	\$ 60	\$ 207,840		\$ 207,840
Pre and Post events		\$ 20	\$ 20	\$ 69,280		\$ 69,280
Trophies		\$ 15	\$ 15	\$ 51,960		\$ 51,960

Subtotal Aquatics	"AN"	\$ 247	\$ 247	\$ 855,608	\$ 33.33	\$ 920,541	\$ 1,776,149
-------------------	------	--------	--------	------------	----------	------------	--------------

Extended Hours - Summer (Swim Lessons)

Staff costs (\$13,007.60 X 37 pools)	"AO"				\$ 481,281
--------------------------------------	------	--	--	--	-------------------

Less: Projected Baseline Funding

Rec and Parks General Fund - Aquatics (estimate)				\$ (1,423,775)	
Kaiser (estimate)				\$ (204,000)	
LA84				\$ (85,000)	
Total Projected Baseline Funding	"AP"				\$ (1,712,775)

Total Aquatics less Projected Baseline Funding	"AQ" ("AN + AO + AP")				\$ 544,655
--	--------------------------	--	--	--	-------------------

Personal Equipment

Goggles and Swim Cap (12,740 estimated participants X \$30)	"AR"				\$ 382,200
---	------	--	--	--	-------------------

Equipment Cost

(Note: Replacement timeframe is variable; cost may occur again in future years)

Equipment for Team Sports - Year-round pools ((18 pools X \$5,450) + 72,000)					\$ 170,100
--	--	--	--	--	-------------------



PROJECT PLAN
YOUTH SPORT PARTNERSHIP



TO: LA 2028 ATTENTION: Reynold Hoover, Chief Executive Officer 10900 Wilshire Blvd., Suite 700 Los Angeles, CA 90024	DOCUMENT NO.: FISCAL YEAR:	LA28-005 Rev 2024/2025
---	---	---

Equipment for Team Sports- Seasonal pools (19 pools X \$4,741.56)	\$	90,090	
Equipment for Swim Classes (37 pools X \$1850)	\$	68,450	
Total Equipment "AS"			\$ 328,640
I. Total Swim Lessons/Teams less Projected Baseline Funding (including Equipment) "AT" ("AQ + AR + AS")			\$ 1,255,495

II. SURFING
(See Attachments 26 & 27 for Detail)

		Summer (12 sites)		Fall, Winter, Spring (8 sites)	
Estimated Enrollment Totals	"AU"	291		146	TOTALS 437
CATEGORY		UNIT COST	TOTAL	UNIT COST	TOTAL
Instructor/Coach		\$ 247	\$ 72,000	\$ 148	\$ 21,600
Transportation		\$ 109.97	\$ 32,000	\$ -	\$ -
Instructor/Coach Uniform		\$ 10.00	\$ 2,910	\$ 13.29	\$ 1,940
Participant Uniform		\$ 52	\$ 15,132	\$ 52	\$ 7,592
Post Season Event		\$ 20	\$ 5,820	\$ 20	\$ 2,920
Total	"AV"	\$ 439.39	\$ 127,862	\$ 233.24	\$ 34,052
Equipment Cost (Note: Replacement timeframe is variable; cost may occur again in future years)					
Equipment (foam surfboards, paddleboards, ADA rolling mat, etc.)	"AW"			\$ 196,644	\$ 196,644
II. Total Surfing (12 sites Summer/8 sites Fall, Winter, Spring)	"AX" ("AV + AW")				\$ 358,558

TOTAL COSTS (AQUATICS)

TOTAL COSTS (AQUATICS) - less Projected Baseline Funding:			\$ 1,614,053
--	--	--	---------------------

SIGNATURE YOUTH SPORTS PROGRAMS
I. AQUATICS

1) AQUATIC PENTATHLON (15 sites)
(See Attachment 1 for Description and Attachments 28 & 29 for Detail)

		Summer		
Estimated Enrollment Totals	"AZ"	300		TOTALS 300
CATEGORY		UNIT COST	TOTAL	
Instructor/Coach		\$ 180	\$ 54,000	\$ 54,000
Instructor/Coach - Meets		\$ 144	\$ 43,200	\$ 43,200
Transportation		\$ 85	\$ 25,600	\$ 25,600
Instructor/Coach Uniform		\$ 8.64	\$ 2,592	\$ 2,592
Participant Uniform		\$ 72	\$ 21,600	\$ 21,600
Personal equipment		\$ 30	\$ 9,000	\$ 9,000
Post Season		\$ 20	\$ 6,000	\$ 6,000
Total	"BA"	\$ 539.97	\$ 161,992	\$ 161,992

Equipment Cost



PROJECT PLAN

YOUTH SPORT PARTNERSHIP



TO: LA 2028 ATTENTION: Reynold Hoover, Chief Executive Officer 10900 Wilshire Blvd., Suite 700 Los Angeles, CA 90024	DOCUMENT NO.: LA28-005 Rev FISCAL YEAR: 2024/2025	
---	--	--

(Note: Replacement timeframe is variable; cost may occur again in future years)
 Equipment (canoe, stand-up paddleboard, surfboard, kayak, etc. - \$7,395 per site X 15 sites) **"BB"** \$ 110,925

1) Total Aquatic Pentathlon (15 sites) **"BC"** \$ 272,917
 ("BA + BB")

2) INNERTUBE WATER POLO (9 sites) (See Attachment 1 for Description and Attachments 30 & 31 for Detail)

<i>Estimated Enrollment Totals</i>	"BD"		Summer	TOTALS
			180	180
CATEGORY				
		UNIT COST	TOTAL	
Instructor/Coach		\$ 180	\$ 32,400	\$ 32,400
Instructor/Coach - Meets		\$ 144	\$ 25,920	\$ 25,920
Transportation		\$ 216	\$ 38,880	\$ 38,880
Instructor/Coach Uniform		\$ 4.93	\$ 888	\$ 888
Participant Uniform		\$ 7	\$ 1,260	\$ 1,260
Post Season		\$ 20	\$ 3,600	\$ 3,600
Total	"BE"	\$ 571.93	\$ 102,948	\$ 102,948

Equipment Cost
(Note: Replacement timeframe is variable; cost may occur again in future years)
 Equipment (innertubes, water polo goals, water polo balls, etc. - \$11,752 per site X 9 sites) **"BF"** \$ 105,768

2) Total Innertube Water Polo (9 sites): **"BG"** \$ 208,716
 ("BE + BF")

3) KAYAK (5 sites) (See Attachment 1 for Description and Attachments 32 & 33 for Detail)

<i>Estimated Enrollment Totals</i>	"BH"	Summer (3 sites)	Fall, Winter, Spring (5 sites)	TOTALS
		90	90	180
CATEGORY				
		UNIT COST	TOTAL	
Instructor/Coach		\$ 200	\$ 18,000	\$ 42,300
Instructor/Coach -Transportation		\$ 120	\$ 10,800	\$ 25,380
Instructor/Coach Uniform		\$ 8.27	\$ 744	\$ 1,984
Participant Uniform		\$ 67	\$ 6,030	\$ 12,060
Post Season		\$ 20	\$ 1,800	\$ 3,600
Total	"BI"	\$ 415.27	\$ 37,374	\$ 85,324

Equipment Cost
(Note: Replacement timeframe is variable; cost may occur again in future years)
 Equipment (kayak, oars, life jackets, etc. - \$52,700 per site X 5 sites) **"BJ"** \$ 263,500

3) Total Kayak (5 sites) **"BK"** \$ 348,824
 ("BI + BJ")

4) STAND-UP PADDLEBOARDING (5 sites) (See Attachment 1 for Description and Attachments 34 & 35 for Detail)

<i>Estimated Enrollment Totals</i>	"BL"	Summer (3 sites)	Fall, Spring (5 sites)	TOTALS
		100	100	200
CATEGORY				
		UNIT COST	TOTAL	



PROJECT PLAN

YOUTH SPORT PARTNERSHIP



TO: **LA 2028** **ATTENTION: Reynold Hoover, Chief Executive Officer**
10900 Wilshire Blvd., Suite 700
Los Angeles, CA 90024

DOCUMENT NO.: LA28-005 Rev
FISCAL YEAR: 2024/2025

Instructor/Coach	\$ 540	\$ 54,000	\$ 162	\$ 16,200	\$ 70,200
Instructor/Coach Uniform	\$ 12.96	\$ 1,296	\$ 25.92	\$ 2,592	\$ 3,888
Participant Uniform	\$ 72	\$ 7,200	\$ 72	\$ 7,200	\$ 14,400
Post Season	\$ 20	\$ 2,000	\$ 20	\$ 2,000	\$ 4,000
Total		\$ 644.96	\$ 64,496	\$ 279.92	\$ 27,992

Equipment Cost
 (Note: Replacement timeframe is variable; cost may occur again in future years)
 Equipment (stand-up paddleboards, stand-up paddleboard oars, etc. - \$35,020 per site X 2 sites) **"BN"**

\$ 70,040

4) Total Stand-up Paddleboarding (5 sites) **"BO"**
 ("BM + BN")

\$ 162,528

5) SURF TEAM (4 sites)
 (See Attachment 1 for Description and Attachments 36 & 37 for Detail)

		Summer (4 sites)	Fall, Spring (2 sites)	TOTALS
Estimated Enrollment Totals	"BP"	80	20	100
CATEGORY		UNIT COST	TOTAL	
Instructor/Coach		\$ 360	\$ 28,800	\$ 40,320
Transportation		\$ 400	\$ 32,000	\$ 32,000
Instructor/Coach Uniform		\$ 29.10	\$ 2,328	\$ 3,492
Participant Uniform		\$ 52	\$ 4,160	\$ 5,200
Post Season		\$ 25	\$ 2,000	\$ 2,500
Total	"BQ"	\$ 866.10	\$ 69,288	\$ 83,512

Equipment Cost
 (Note: Replacement timeframe is variable; cost may occur again in future years)
 Equipment (high performance surf boards, surboards, fins, leash, etc. - \$30,339 per site X 4 sites) **"BR"**

\$ 121,356

5) Total Surf Team (4 sites) **"BS"**
 ("BQ + BR")

\$ 204,868

6) USA SWIM TEAM (18 sites)
 (See Attachment 1 for Description and Attachments 38 & 39 for Detail)

		Summer (18 sites)	Fall, Winter, Spring (18 sites)	TOTALS
Estimated Enrollment Totals	"BT"	540	1,620	2,160
CATEGORY		UNIT COST	TOTAL	
Instructor/Coach		\$ 360	\$ 194,400	\$ 952,560
Swim meets		\$ 96	\$ 51,840	\$ 129,600
Swim clinics		\$ 96	\$ 51,840	\$ 207,360
U.S. Swim membership		\$ 10	\$ 5,400	\$ 21,600
Instructor/Coach Uniform		\$ 2.04	\$ 1,104	\$ 4,416
Participant Uniform		\$ 104.50	\$ 56,430	\$ 225,720
Personal equipment		\$ 34	\$ 18,360	\$ 73,440
Officials		\$ 7.08	\$ 3,825	\$ 15,300
Pre & Post season events		\$ 40	\$ 21,600	\$ 86,400
Awards		\$ 15	\$ 8,100	\$ 32,400
Total	"BU"	\$ 764.63	\$ 412,899	\$ 1,748,796

Equipment Cost
 (Note: Replacement timeframe is variable; cost may occur again in future years)



PROJECT PLAN

YOUTH SPORT PARTNERSHIP



TO:	DOCUMENT NO.:	LA28-005 Rev
LA 2028	FISCAL YEAR:	2024/2025
ATTENTION: Reynold Hoover, Chief Executive Officer		
10900 Wilshire Blvd., Suite 700		
Los Angeles, CA 90024		

Equipment costs - Kickboards, pull buoys, paddles, fins (18 pools X \$7,080)	\$ 127,440	\$ 127,440
"BV"		

6) Total USA Swim Team (18 sites)		\$ 1,876,236
"BW" ("BU + BV")		

7) USA WATER POLO TEAM (4 sites) (See Attachment 1 for Description and Attachments 40 & 41 for Detail)

		Summer (4 sites)	Fall, Winter, Spring (4 sites)	TOTALS
Estimated Enrollment Totals	"BX"	100	300	400
CATEGORY			UNIT COST	TOTAL
Instructor/Coach		\$ 432	\$ 43,200	\$ 211,680
Water Polo Tournaments		\$ 144	\$ 14,400	\$ 25,200
Clinics		\$ 115	\$ 11,520	\$ 46,080
Water Polo Tournaments Fees		\$ 20	\$ 2,000	\$ 8,000
U.S. Water Polo membership		\$ 40	\$ 4,000	\$ 16,000
Instructor/Coach Uniform		\$ 11.04	\$ 1,104	\$ 2,208
Participant Uniform		\$ 202	\$ 20,200	\$ 80,800
Personal equipment		\$ 110	\$ 11,000	\$ 44,000
Officials		\$ 38.25	\$ 3,825	\$ 15,300
Pre & Post season events		\$ 40	\$ 4,000	\$ 16,000
Awards		\$ 15	\$ 1,500	\$ 6,000
Total	"BY"	\$ 1,167.49	\$ 116,749	\$ 471,268

Equipment Cost
(Note: Replacement timeframe is variable; cost may occur again in future years)

Equipment costs - Water Polo Balls, Portable score board/shot clocks, portable water polo goals (4 pools X \$25,100)	\$ 100,400	\$ 100,400
"BZ"		

7) Total USA Water Polo Team (4 sites)		\$ 571,668
"CA" ("BY + BZ")		

I. Total Aquatics - Signature Programs		\$ 3,645,757
"CB" ("BC + BG + BK + BO + BS + BW + CA")		

II. SPORTS & FITNESS

1) ARCHERY (17 sites) (See Attachment 1 for Description and Attachments 42 & 43 for Detail)

		CLASSES	TOTALS
Estimated Enrollment Totals	"CC"	1,360	1,360
CATEGORY		UNIT COST	TOTAL
Instructor		\$ 216	\$ 293,760
Instructor Certification		\$ 4	\$ 5,440
Pre and Post events		\$ 3.68	\$ 5,000
Total	"CD"	\$ 223.68	\$ 304,200

Equipment Cost
(Note: Replacement timeframe is variable; cost may occur again in future years)

Equipment - bow equipment kit		\$ -
"CE"		



PROJECT PLAN

YOUTH SPORT PARTNERSHIP



TO:	DOCUMENT NO.:	LA28-005 Rev
LA 2028	FISCAL YEAR:	2024/2025
ATTENTION: Reynold Hoover, Chief Executive Officer		
10900 Wilshire Blvd., Suite 700		
Los Angeles, CA 90024		

1) Total Archery (17 sites)	"CF"	
	("CD + CE")	\$ 304,200

2) BOXING (10 sites) (See Attachment 1 for Description and Attachments 44 & 45 for Detail)

<i>Estimated Enrollment Totals</i>	"CG"		Beginners 2,400		Advanced 400	TOTALS 2,800
CATEGORY		UNIT COST	TOTAL	UNIT COST	TOTAL	
Instructor		\$ 72	\$ 172,800	\$ 288	\$ 115,200	\$ 288,000
USA Boxing Club Membership		\$ 0.75	\$ 1,800	\$ -	\$ -	\$ 1,800
USA Boxing Individual Membership		\$ -	\$ -	\$ 25	\$ 10,000	\$ 10,000
Uniform		\$ 25	\$ 60,000	\$ 25	\$ 10,000	\$ 70,000
Pre and Post events		\$ 8.33	\$ 20,000	\$ 75.00	\$ 30,000	\$ 50,000
Total	"CH"	\$ 106.08	\$ 254,600	\$ 413.00	\$ 165,200	\$ 419,800

Equipment Cost
 (Note: Replacement timeframe is variable; cost may occur again in future years)
 Equipment (Boxing Beginners) - gloves, speed bags, etc. \$2,310 X 10 sites
 Equipment (Boxing Advanced) - gloves, head gear, etc. \$1,650 X 10 sites
 Total Equipment **"CI"** **\$ 39,600**

2) Total Boxing (10 sites)	"CJ"	
	("CH + CI")	\$ 459,400

3) CLIMBING (9 sites) (See Attachment 1 for Description and Attachments 46 & 47 for Detail)

<i>Estimated Enrollment Totals</i>	"CK"		CLASSES 180		TOTALS 180
CATEGORY		UNIT COST	TOTAL		
Instructor		\$ 91	\$ 16,416		\$ 16,416
Pre and Post events		\$ 27.78	\$ 5,000		\$ 5,000
Total	"CL"	\$ 118.98	\$ 21,416		\$ 21,416

3) Total Climbing (9 sites)	"CM"	
	("CL")	\$ 21,416

4) EQUESTRIAN (9 sites) (See Attachment 1 for Description and Attachments 48 & 49 for Detail)

<i>Estimated Enrollment Totals</i>	"CN"		CLASSES 180		TOTALS 180
CATEGORY		UNIT COST	TOTAL		
Instructor		\$ 600	\$ 108,000		\$ 108,000
Asst. Instructor - Transportation		\$ 91.20	\$ 16,416		\$ 16,416
Post Event		\$ 111.11	\$ 20,000		\$ 20,000
Total	"CO"	\$ 802.31	\$ 144,416		\$ 144,416

4) Total Equestrian (9 sites)	"CP"	
	("CO")	\$ 144,416

5) FENCING (10 sites)



PROJECT PLAN

YOUTH SPORT PARTNERSHIP



TO: LA 2028 ATTENTION: Reynold Hoover, Chief Executive Officer 10900 Wilshire Blvd., Suite 700 Los Angeles, CA 90024	DOCUMENT NO.: FISCAL YEAR:	LA28-005 Rev 2024/2025
---	---	-------------------------------

(See Attachment 1 for Description and Attachments 50 & 51 for Detail)

		CLASSES		TOTALS
Estimated Enrollment Totals	"CQ"	1,360		1,360
CATEGORY				
Instructor		\$ 127	\$ 172,800	\$ 172,800
Instructor Certification		\$ 2	\$ 3,200	\$ 3,200
Personal Equipment		\$ 59	\$ 80,109	\$ 80,109
Pre and Post events		\$ 3.68	\$ 5,000	\$ 5,000
Total	"CR"	\$ 191.99	\$ 261,109	\$ 261,109
5) Fencing (10 sites)	"CS" ("CR")			\$ 261,109

6) KARATE (10 sites)

(See Attachment 1 for Description and Attachments 52 & 53 for Detail)

		CLASSES		TOTALS
Estimated Enrollment Totals	"CT"	1,200		1,200
CATEGORY				
Instructor		\$ 144	\$ 172,800	\$ 172,800
Uniforms		\$ 60	\$ 72,000	\$ 72,000
Pre and Post events		\$ 16.67	\$ 20,000	\$ 20,000
Total	"CU"	\$ 220.67	\$ 264,800	\$ 264,800
<u>Equipment Cost</u>				
<i>(Note: Replacement timeframe is variable; cost may occur again in future years)</i>				
Equipment - mats	"CV"			\$ 21,360
6) Karate (10 sites)	"CW" ("CU + CV")			\$ 286,160

7) TABLE TENNIS (10 sites)

(See Attachment 1 for Description and Attachments 54 & 55 for Detail)

		CLASSES		TOTALS
Estimated Enrollment Totals	"CX"	1,600		1,600
CATEGORY				
Instructor		\$ 108	\$ 172,800	\$ 172,800
Pre and Post events		\$ 12.50	\$ 20,000	\$ 20,000
Total	"CY"	\$ 120.50	\$ 192,800	\$ 192,800
<u>Equipment Cost</u>				
<i>(Note: Replacement timeframe is variable; cost may occur again in future years)</i>				
Equipment - paddles, table tennis table, nets, balls - \$4,165 X 10 sites	"CZ"			\$ 41,650
7) Table Tennis (10 sites)	"DA" ("CY + CZ")			\$ 234,450

8) TRIATHLON (3 sites)

(See Attachment 1 for Description and Attachments 56 & 57 for Detail)

		CLASSES		TOTALS
Estimated Enrollment Totals	"DB"	240		240



PROJECT PLAN
YOUTH SPORT PARTNERSHIP



TO: LA 2028 ATTENTION: Reynold Hoover, Chief Executive Officer 10900 Wilshire Blvd., Suite 700 Los Angeles, CA 90024	DOCUMENT NO.: FISCAL YEAR:	LA28-005 Rev 2024/2025
--	---	-------------------------------

CATEGORY		UNIT COST	TOTAL	
Instructor		\$ 216	\$ 51,840	\$ 51,840
Lifeguard		\$ 216	\$ 51,840	\$ 51,840
Personal Equipment		\$ 262	\$ 62,760	\$ 62,760
Pre and Post events		\$ 20.83	\$ 5,000	\$ 5,000
Total	"DC"	\$ 714.33	\$ 171,440	\$ 171,440
8) Triathlon (3 sites)	"DD" ("DC")			\$ 171,440

9) COMMUNITY SCHOOL PARKS (10 sites) (See Attachment 1 for Description and Attachments 58 & 59 for Detail)

CATEGORY		UNIT COST	TOTAL	
Instructor		\$ 144	\$ 115,200	\$ 115,200
Total	"DF"	\$ 144	\$ 115,200	\$ 115,200
<u>Equipment Cost</u>				
<i>(Note: Replacement timeframe is variable; cost may occur again in future years)</i>				
Equipment - balls, goals, etc.				
(\$10,480 X 10 sites)	"DG"			\$ 104,800

9) Total Community School Parks (10 sites) **\$ 220,000**

II. Total Sports & Fitness **\$ 2,102,591**
("CF + CJ + CM + CP + CS + CW + DA + DD +DH")

III. ADAPTIVE SPORTS
(See Attachment 1b for Description, Attachment 2a for Program Dates and Attachments 60 -74 for Detail)

CATEGORY		ESTIMATED	TOTAL COST	
Adaptive Archery	(See Attachment 60)	48	\$ 68,288	
Adaptive Athletics	(See Attachment 61)	20	\$ 61,680	
Adaptive Kayaking	(See Attachments 62 & 63)	48	\$ 116,502	
Adaptive Skateboarding	(See Attachment 64)	48	\$ 64,008	
Adaptive Swimming	(See Attachment 65)	498	\$ 134,113	
Blind Soccer	(See Attachment 66)	90	\$ 215,318	
Goalball	(See Attachment 67)	40	\$ 74,659	
Para Equestrian	(See Attachment 68)	108	\$ 199,025	
Para Surfing	(See Attachment 69)	85	\$ 65,187	
Sitting Volleyball	(See Attachment 70)	60	\$ 47,142	
Wheelchair Basketball	(See Attachment 71)	50	\$ 77,340	
Wheelchair Tennis	(See Attachment 72)	48	\$ 68,298	
Trainings	(See Attachment 73)		\$ 16,000	
Special Events	(See Attachment 74)		\$ 94,568	

III. Total Adaptive Sports **\$ 1,302,128**

TOTAL COSTS (SIGNATURE PROGRAMS)

TOTAL COSTS (SIGNATURE PROGRAMS) **\$ 7,050,476**
("DK" ("CB + DI + DJ"))



PROJECT PLAN
YOUTH SPORT PARTNERSHIP



TO: LA 2028 ATTENTION: Reynold Hoover, Chief Executive Officer 10900 Wilshire Blvd., Suite 700 Los Angeles, CA 90024	DOCUMENT NO.: FISCAL YEAR:	LA28-005 Rev 2024/2025
--	---	-------------------------------

" DL " ("DK / DR")	<table border="1" style="width:100%"> <tr> <td style="text-align:center"> % to total Request (Target = 20% per YSP Agreement Section 8d) </td> <td style="text-align:right">23%</td> </tr> </table>	% to total Request (Target = 20% per YSP Agreement Section 8d)	23%
% to total Request (Target = 20% per YSP Agreement Section 8d)	23%		

OTHER COSTS

(Marketing: See Attachment 1 for Description & Attachment 75 for Detail)

		TOTALS
SAFE SPORT	"DM"	\$ 200,000
MARKETING / BRANDING / Marketing		
Non Adaptive Sports	\$ 465,000	
Adaptive Sports	\$ 233,500	
Subtotal Marketing	\$ 698,500	
Recreation Centers Printing	\$ 100,000	
Media buy		
Non Adaptive Sports	\$ 120,000	
Adaptive Sports	\$ 55,000	
Subtotal Media Buy	\$ 175,000	
Total Marketing/Branding/Outreach	"DN"	\$ 973,500
REPORTING REQUIREMENTS	"DO"	\$ -
OTHER	"DP"	\$ -
TOTAL OTHER COSTS:	"DQ" ("DM+ DN + DO + DP")	\$ 1,173,500

Summary of Funding for Other Costs	
Maximum funding for Other Costs thru 9/1/2028 (per YSP Agreement Section 8e)	\$ 6,400,000
Less: Actual Costs Fall 2020	\$ -
Less: Actual Costs FY 21/22	\$ (645,476)
Less: Actual Costs FY 22/23	\$ (595,960)
Less: Forecast = Other Costs in FY 23/24 Project Plan	\$ (1,031,500)
Less: Forecast = Other Costs in FY 24/25 Project Plan (this request)	\$ (1,173,500)
TOTAL REMAINING BALANCE OF FUNDING	\$ 2,953,564

TOTAL COSTS

TOTAL COSTS (REC CENTERS, AQUATICS, SIGNATURE PROGRAMS & OTHER):	"DR" ("AL + AY + DK + DQ")	\$ 30,535,849
---	--------------------------------------	----------------------



PROJECT PLAN

YOUTH SPORT PARTNERSHIP



TO: **LA 2028**
ATTENTION: Reynold Hoover, Chief Executive Officer
 10900 Wilshire Blvd., Suite 700
 Los Angeles, CA 90024

DOCUMENT NO.: LA28-005 Rev
FISCAL YEAR: 2024/2025

FISCAL RECONCILIATION - FUNDING VS ACTUAL COSTS (THRU FY 23/24)

		FISCAL YEAR	TOTALS
LA 2028 FUNDING RECEIVED-TO - DATE	"I"	FY 23/24	\$ 40,166,883
SwimLA 1.0		\$ 912,499.35	
SwimLA 2.0		\$ 1,088,213.32	
Fall 2020		\$ 2,480,992.00	
FY 21/22		\$ 7,654,261.00	
FY 22/23		\$ 13,215,956.00	
FY 23/24		\$ 14,814,962.00	
ACTUAL COSTS TO DATE	"II"	FY 23/24	\$ 44,621,442
SwimLA 1.0 (Actual)		\$ 912,499.35	
SwimLA 2.0 (Actual)		\$ 1,088,213.32	
Fall 2020 (Actual)		\$ 500,338.73	
FY 21/22 (Actual)		\$ 5,317,429.00	
FY 22/23 (Actual)		\$ 13,550,163.00	
FY 23/24 (Actual) - pending CAO certification and LA28 review & approval		\$ 23,252,799.00	
OVER (+)/UNDER (-) TO DATE	"III" ("I - II")	FY 23/24	\$ (4,454,559)

PROJECT PLAN

		FISCAL YEAR	TOTAL
PROJECT PLAN	"IV"	FY 24/25	\$ 30,535,849

FY 24/25 FUNDING REQUEST

		FISCAL YEAR	TOTALS
YSP ANNUAL ALLOCATION PLAN	"V"	FY 24/25	\$ 19,200,000
Funding vs Actual Costs thru FY 23/24 (+)/(-) <i>(pending CAO certification and LA28 review & approval)</i>		\$ 4,454,559	FY 23/24
FY 24/25 Project Plan (This Request)		\$ 30,535,849	FY 24/25
REQUEST FOR FUNDING	"VI"		\$ 34,990,408

	Summer 2024	Fall 2024	Winter 2025	Spring 2025	TOTALS
Recreation Centers	\$ 10,348,910	\$ 4,139,564	\$ 4,139,564	\$ 2,069,782	\$ 20,697,820
Aquatics	\$ 807,026	\$ 322,811	\$ 322,811	\$ 161,405	\$ 1,614,053
Signature Programs	\$ 3,525,238	\$ 1,410,095	\$ 1,410,095	\$ 705,048	\$ 7,050,476
Other Costs	\$ 1,173,500				\$ 1,173,500
Funding vs Actual Costs thru FY 23/24 (+)/(-) <i>(pending CAO certification and LA28 review & approval)</i>	\$ 4,454,559				\$ 4,454,559
FUNDING REQUEST BY QUARTER	\$ 20,309,233	\$ 5,872,470	\$ 5,872,470	\$ 2,936,235	\$ 34,990,408
<i>Date Due</i>	9/30/2024	12/31/2024	3/31/2025	6/30/2025	

Please remit funds to:

Name: CITY OF LOS ANGELES
 Bank: JPMorgan Chase
 Bank Address: JPMorgan Chase New York, NY 10017
 Routing No.: 021000021
 Account Name: City of Los Angeles - #7010 - CAO, CAO Unit 1510
 Account No.: 668269852
 Reference Information: Fund 63K LA28 Youth Sport Partnership (Robert Roth 8-2672)



PROJECT PLAN
YOUTH SPORT PARTNERSHIP



TO:	DOCUMENT NO.:	LA28-005 Rev
LA 2028	FISCAL YEAR:	2024/2025
ATTENTION: Reynold Hoover, Chief Executive Officer 10900 Wilshire Blvd., Suite 700 Los Angeles, CA 90024		

FY 24/25 FUNDING REQUEST SUMMARY					
	"A"	"B"	"C"	"D" = "B - C"	"E"
PROJECT PLAN PERIOD	AMOUNT REQUESTED	AMOUNT RECEIVED TO DATE (6/30/24)	ACTUAL COSTS	FUNDING LESS ACTUAL COSTS	FY 24/25 FUNDING (ADJUSTED)
Swim LA 1.0	\$ 912,499.35	\$ 912,499.35	\$ 912,499.35	\$ -	\$ -
Swim LA 2.0	\$ 1,088,213.32	\$ 1,088,213.32	\$ 1,088,213.32	\$ -	\$ -
Fall 2020	\$ 2,480,992.00	\$ 2,480,992.00	\$ 500,338.73	\$ 1,980,653.00	\$ (1,980,653.00)
FY 21/22	\$ 7,654,261.00	\$ 7,654,261.00	\$ 5,317,429.00	\$ 2,336,832.00	\$ (2,336,832.00)
FY 22/23	\$ 17,533,441.00	\$ 13,215,956.00	\$ 13,550,163.00	\$ (334,207.00)	\$ 334,207.00
FY 23/24	\$ 18,798,240.00	\$ 14,814,962.00	\$ 23,252,799.00	\$ (8,437,837.00)	\$ 8,437,837.00
<i>FY 24/25 (Revised)</i>	\$ 30,535,849.00				\$ 30,535,849.00
TOTAL	\$ 79,003,495.67	\$ 40,166,883.67	\$ 44,621,442.40	\$ (4,454,559.00)	\$ 34,990,408.00

FUNDS DRAWDOWN SUMMARY				
	"A"	"B"	"C"	"D"
TOTAL AVAILABLE FUNDING:	"A" = "B + C + D"	"B"	"C"	"D"
	TOTAL FUNDING	PAID TO DATE BY LA2028 (6/30/24)	PENDING REQUEST	FUND BALANCE
	\$160,000,000.00			\$160,000,000.00
SwimLA 1.0		\$912,499.35		\$159,087,500.65
SwimLA 2.0		\$1,088,213.32		\$157,999,287.33
Fall 2020 Project Plan		\$2,480,992.00		\$155,518,295.33
FY 21/22 Project Plan		\$7,654,261.00		\$147,864,034.33
FY 22/23 Project Plan		\$13,215,956.00		\$134,648,078.33
FY 23/24 Project Plan		\$14,814,962.00		\$115,378,557.33
<i>FY 24/25 Project Plan Revised (This Request)</i>			\$4,454,559.00	\$84,842,708.33
TOTAL	\$160,000,000.00	\$40,166,883.67	\$34,990,408.00	\$84,842,708.33

**PROJECT PLAN
YOUTH SPORT PARTNERSHIP**



Attachment 3: Detail Recreation Centers

DOCUMENT NO.: LA28-005 Rev
FISCAL YEAR: 2024/2025

RECREATION CENTERS - Pre-qualified				Summer 2018			Fall 2018		
				Actual Enrollment (Baseline) Totals			Actual Enrollment (Baseline) Totals		
Facility	Address	Region	CD	Actual Enrollment (Baseline) - Classes	Actual Enrollment (Baseline) Sports Leagues	Actual (Baseline) Total Enrollment	Actual Enrollment (Baseline) - Classes	Actual Enrollment (Baseline) Sports Leagues	Actual (Baseline) Total Enrollment
1	109th Street R.C.	1464 E. 109th St., Los Angeles, CA 90059	Pacific	15	36	41	77	36	36
2	Algin Sutton R.C.	8800 S. Hoover St., Los Angeles, CA	Pacific	8	4	172	176	36	36
3	Alpine R.C.	817 Yale St., Los Angeles, CA 90012	Metro	1	178	184	362	147	184
4	Andres and Maria Cardenas R.C.	14740 Blythe St., Panorama City, CA	Valley	6			0	47	47
5	Baldwin Hills R.C.	5401 Highlight Pl., Los Angeles, CA 90016	Pacific	10	7	249	256	101	423
6	Banning R.C.	1331 Eubank Ave, Wilmington, CA 90744	Pacific	15	76	61	137	97	97
7	Bellevue R.C.	826 Lucile Ave., Los Angeles, CA 90026	Metro	13	51	149	200	65	66
8	Boyle Heights Sports Center	933 South Mott St., Los Angeles, CA	Metro	14		88	88		0
9	Cabrillo Beach Bath House	3800 Stephen M White Drive, San Pedro,	Pacific	15	0	38	38	0	0
10	Central R.C.	1357 East 22nd St., Los Angeles, CA	Pacific	9	10	177	187	55	65
11	Chevy Chase R.C.	4165 Chevy Chase Dr., Los Angeles, CA	Metro	13	10	52	62	11	11
12	Costello R.C.	3141 E. Olympic Bl., Los Angeles, CA	Metro	14	80	72	152	71	71
13	Cypress Park R.C.	2630 Pepper Ave., Los Angeles, CA	Metro	1	1	74	75	39	39
14	David M. Gonzales/Pacoima R.C.	10943 Herrick Ave., Pacoima, CA 91331	Valley	7	165	37	202	178	336
15	Delano R.C.	15100 Erwin St., Van Nuys, CA 91411	Valley	6	151		151	149	373
16	Denker R.C.	1550 West 35th Pl., Los Angeles, CA	Pacific	8	48	87	135		0
17	Downey R.C.	1772 North Spring St, Los Angeles, CA	Metro	1	18	68	86	12	12
18	E. Wilmington Greenbelt Community Ce	918 North Sanford Ave., Wilmington, CA 9	Pacific	15			0		0
19	Echo Park R.C.	1632 Bellevue Ave, Los Angeles, CA	Metro	13	383	334	717	359	359
20	El Sereno R.C.	4721 Klamath St., Los Angeles, CA 90032	Metro	14	18	151	169	1	234
21	Elysian Valley R.C.	1811 Ripple St., Los Angeles, CA 90039	Metro	13	29	7	36	73	73
22	Evergreen R.C.	2844 E. 2nd St, Los Angeles, CA 90033	Metro	14	9	457	466	11	11
23	Expo Center/Roy Anderson R.C.	3980 South Bill Robertson Lane, Los	Expo	9	117	830	947	60	87
24	Fernangeles R.C.	8851 Laurel Canyon Blvd, Sun Valley, CA	Valley	6	309	301	610	293	486
25	Fred Roberts R.C.	4700 S. Honduras St., Los Angeles, CA	Pacific	9	45	37	82	40	40
26	Gilbert Lindsay R.C.	429 E. 42nd Pl., Los Angeles, CA 90011	Pacific	9			0		0
27	Glassell Park R.C.	3650 Verdugo Rd., Los Angeles, CA	Metro	1	18	118	136	50	58
28	Granada Hills R.C.	16730 Chatsworth St., Granada Hills, CA	Valley	12	251	604	855	47	152
29	Green Meadows R.C.	431 E. 89th St., Los Angeles, CA 90003	Pacific	9		8	8	21	21
30	Harbor City R.C.	24901 Frampton Ave, Harbor City, CA	Pacific	15	58	28	86		0
31	Hazard Park R.C.	2230 Norfolk St, Los Angeles, CA 90033	Metro	14			0	4	109
32	Highland Park R.C.	6150 N. Piedmont Avenue, Los Angeles,	Metro	1	21	158	179	31	31
33	Hollenbeck Park R.C.	415 S. St. Louis St, Los Angeles, CA 90033	Metro	14	57		57	76	76
34	Hollywood R.C.	1122 Cole Ave., Los Angeles, CA 90038	Metro	13	15	58	73	11	11
35	Hoover R.C.	1010 W. 25th St., Los Angeles, CA 90007	Metro	1	51	85	136	92	92
36	Hubert Humphrey R.C.	12560 Filmore St., Pacoima, CA 91331	Valley	7	56	445	501	170	173
37	Jackie Tatum Harvard R.C.	1535 W. 62nd St., Los Angeles, CA 90047	Pacific	8	33	248	281	88	89
38	Jim Gilliam R.C.	4000 S. La Brea Avenue, Los Angeles, CA	Pacific	10		11	11	16	16
39	Lafayette MultiPurpose Community Cer	625 South Lafayette Park Place, Los Angel	Metro	10	78	28	106	53	76
40	Lake Street Park	227 North Lake St., Los Angeles, CA	Metro	13	76	209	285	103	127

**PROJECT PLAN
YOUTH SPORT PARTNERSHIP**



Attachment 3: Detail Recreation Centers

DOCUMENT NO.: LA28-005 Rev
FISCAL YEAR: 2024/2025

				Summer 2018			Fall 2018		
				Actual Enrollment (Baseline) Totals			Actual Enrollment (Baseline) Totals		
RECREATION CENTERS - Pre-qualified									
41	Lanark R.C.	21816 Lanark St, Canoga Park, CA 91305	Valley	3	205	361	566	8	8
42	Leland R.C.	863 S. Herbert Ave, San Pedro, CA 90731	Pacific	15			0		0
43	Lemon Grove R.C.	4959 Lemon Grove Ave, Los Angeles, CA	Metro	13	133	47	180	88	88
44	Lincoln Heights R.C.	2303 Workman Street, Los Angeles, CA	Metro	1		116	116	6	6
45	Lincoln Heights Youth Center	2911 Altura Street, Los Angeles, CA 90031	Metro	1			0	296	33
46	Lincoln Park R.C.	3501 Valley Blvd, Los Angeles, CA 90031	Metro	1	48	27	75	92	29
47	Loren Miller R.C.	2717 Halldale Ave, Los Angeles, CA	Pacific	8	89	74	163		0
48	Macarthur Park R.C.	2230 W. 6th St., Los Angeles, CA 90057	Metro	1			0	82	
49	Martin Luther King, Jr. R.C.	3916 S. Western Avenue, Los Angeles, CA	Pacific	8	33		33	51	93
50	Michelle and Barack Obama Sports	5001 Rodeo Rd, Los Angeles, CA 90016	Pacific	10		84	84	6	3
51	Mount Carmel R.C.	830 West 70th St., Los Angeles, CA	Pacific	8	106	34	140	43	3
52	Normandale R.C.	22400 S. Halldale Ave., Los Angeles, CA	Pacific	15		57	57		30
53	Normandie R.C.	1550 S. Normandie Avenue, Los Angeles,	Metro	1		110	110		
54	North Hills Community Park	8756 N. Parthenia Pl, North Hills, CA	Valley	6		68	68		0
55	North Hollywood R.C.	11430 Chandler Blvd, North Hollywood,	Valley	2	92	150	242	109	
56	North Weddington R.C.	10844 Acama St., Studio City, CA 91602	Valley	2	16		16	2	122
57	Panorama City R.C.	8600 Hazeltine Ave., Panorama City, CA	Valley	6	101	78	179	73	45
58	Pecan R.C.	127 South Pecan St., Los Angeles, CA	Metro	14		217	217		60
59	Poinsettia R.C.	7341 Willoughby Ave, Los Angeles, CA	Metro	5	79	33	112	89	18
60	Queen Anne R.C.	1240 West Blvd, Los Angeles, CA 90019	Metro	10	55	440	495	8	
61	Ramon Garcia R.C.	1016 S. Fresno Street, Los Angeles, CA	Metro	14		144	144		0
62	Reseda R.C.	18411 Victory Blvd, Reseda, CA 91335	Valley	3	154	84	238	36	27
63	Rio de Los Angeles State Park	1900 N. San Fernando Rd, Los Angeles,	Metro	1	131	91	222	136	
64	Ritchie Valens R.C.	10736 Laurel Canyon Blvd, Pacoima, CA	Valley	7	108	424	532	71	73
65	Rose Hill R.C.	4530 Mercury Ave., Los Angeles, CA	Metro	14	34	107	141	9	11
66	Rosecrans R.C.	840 W. 149th St., Gardena, CA 90247	Pacific	15	76	67	143	23	108
67	Ross Snyder R.C.	1501 East 41st St., Los Angeles, CA	Pacific	9		61	61		0
68	Seoul International Park	3250 San Marino St., Los Angeles, CA	Pacific	10	12	520	532	49	
69	Sepulveda R.C.	8825 Kester Ave., Panorama City 91405	Valley	6	46	95	141	28	12
70	Shatto R.C.	3191 West 4th St, Los Angeles, CA 90020	Metro	13	560	70	630	255	179
71	Slauson R.C.	5306 S. Compton Ave., Los Angeles, CA	Pacific	9		118	118		0
72	South Park R.C.	345 East 51st St., Los Angeles, CA 90011	Pacific	9	85		85	1	
73	South Seas House	2301 West 24th St., Los Angeles CA 90018	Metro	10	12		12	6	
74	St. Andrews R.C.	8701 Saint Andrews Place, Los Angeles,	Pacific	8	46	208	254	35	
75	State Street R.C.	716 North State St., Los Angeles, CA	Metro	14	171	103	274	113	102
76	Stonehurst R.C.	9901 Dronfield St., Sun Valley, CA 91352	Valley	7	63	34	97		1
77	Sun Valley R.C.	8133 Vineland Ave., Sun Valley, CA	Valley	6	331	277	608	369	43
78	Sunland R.C.	8651 Foothill Blvd, Sunland, CA 91040	Valley	7	211	87	298	44	
79	Sylmar Park R.C.	13109 Borden Ave, Los Angeles, CA	Valley	7	58	635	693	6	179
80	Toberman R.C.	1725 Toberman St., Los Angeles, CA	Metro	1	20	8	28	30	8
81	Trinity R.C.	2415 Trinity St., Los Angeles, CA 90011	Pacific	9	43	65	108	10	
82	Valley Plaza	12240 Archwood St., North Hollywood,	Valley	2	22	26	48	77	156
83	Van Ness R.C.	5720 2nd Avenue, Los Angeles, CA	Pacific	8	111		111	2	75
84	Van Nuys R.C.	14301 Vanowen St., Van Nuys, CA 91405	Valley	6	183	287	470	40	15
85	Victory-Vineland R.C.	11117 Victory Blvd., North Hollywood,	Valley	2	74	211	285	80	290

**PROJECT PLAN
YOUTH SPORT PARTNERSHIP**



Attachment 3: Detail Recreation Centers

DOCUMENT NO.: LA28-005 Rev
FISCAL YEAR: 2024/2025

				Summer 2018			Fall 2018			
				Actual Enrollment (Baseline) Totals			Actual Enrollment (Baseline) Totals			
RECREATION CENTERS - Pre-qualified										
86	Vineyard R.C.	2942 Vineyard Ave, Los Angeles, CA	Pacific	10			0			0
87	Wabash R.C.	2765 Wabash Ave, Los Angeles, CA	Metro	14		178	178			0
88	Wilmington R.C.	325 N. Neptune Ave., Wilmington, CA	Pacific	15		32	32	18	21	39
89	Winnetka R.C.	8401 Winnetka Ave., Winnetka, CA	Valley	3	217	371	588	16	35	51
90	Yucca Park Community Center	6671 Yucca St., Los Angeles, CA 90028	Metro	13	155		155	135	27	162
Subtotal Recreation Centers - Pre-qualified					6,339	11,865	18,204	5,085	3,372	8,457

**PROJECT PLAN
YOUTH SPORT PARTNERSHIP**



Attachment 3: Detail Recreation Centers

DOCUMENT NO.: LA28-005 Rev
FISCAL YEAR: 2024/2025

				FY 2018/2019: BASELINE					
				Winter 2019 Actual Enrollment (Baseline) Totals			Spring 2019 Actual Enrollment (Baseline) Totals		
RECREATION CENTERS - Pre-qualified				Actual Enrollment (Baseline) - Classes	Actual Enrollment (Baseline) Sports Leagues	Actual (Baseline) Total Enrollment	Actual Enrollment (Baseline) - Classes	Actual Enrollment (Baseline) Sports Leagues	Actual (Baseline) Total Enrollment
Facility	Address	Region	CD						
1	109th Street R.C.	1464 E. 109th St., Los Angeles, CA 90059	Pacific	15	74	48	122	32	146
2	Algin Sutton R.C.	8800 S. Hoover St., Los Angeles, CA	Pacific	8	6	110	116	5	154
3	Alpine R.C.	817 Yale St., Los Angeles, CA 90012	Metro	1	131	167	298	186	276
4	Andres and Maria Cardenas R.C.	14740 Blythe St., Panorama City, CA	Valley	6	58		58	150	150
5	Baldwin Hills R.C.	5401 Highlight Pl., Los Angeles, CA 90016	Pacific	10	81	498	579	15	388
6	Banning R.C.	1331 Eubank Ave, Wilmington, CA 90744	Pacific	15	61	80	141	112	208
7	Bellevue R.C.	826 Lucile Ave., Los Angeles, CA 90026	Metro	13	41	204	245	65	288
8	Boyle Heights Sports Center	933 South Mott St., Los Angeles, CA	Metro	14	18	45	63		175
9	Cabrillo Beach Bath House	3800 Stephen M White Drive, San Pedro,	Pacific	15				10	10
10	Central R.C.	1357 East 22nd St., Los Angeles, CA	Pacific	9	18	58	76	32	162
11	Chevy Chase R.C.	4165 Chevy Chase Dr., Los Angeles, CA	Metro	13	21	126	147	31	60
12	Costello R.C.	3141 E. Olympic Bl., Los Angeles, CA	Metro	14	75	72	147	97	273
13	Cypress Park R.C.	2630 Pepper Ave., Los Angeles, CA	Metro	1	119	170	289	77	235
14	David M. Gonzales/Pacoima R.C.	10943 Herrick Ave., Pacoima, CA 91331	Valley	7	167	131	298	163	470
15	Delano R.C.	15100 Erwin St., Van Nuys, CA 91411	Valley	6	141	245	386	179	285
16	Denker R.C.	1550 West 35th Pl., Los Angeles, CA	Pacific	8	41	140	181	43	175
17	Downey R.C.	1772 North Spring St, Los Angeles, CA	Metro	1	11	68	79	61	270
18	E. Wilmington Greenbelt Community Ce	918 North Sanford Ave., Wilmington, CA 9	Pacific	15	8		8	8	8
19	Echo Park R.C.	1632 Bellevue Ave, Los Angeles, CA	Metro	13	329	294	623	414	701
20	El Sereno R.C.	4721 Klamath St., Los Angeles, CA 90032	Metro	14	15	246	261	9	487
21	Elysian Valley R.C.	1811 Ripple St., Los Angeles, CA 90039	Metro	13		58	58	59	206
22	Evergreen R.C.	2844 E. 2nd St, Los Angeles, CA 90033	Metro	14	62	202	264	38	335
23	Expo Center/Roy Anderson R.C.	3980 South Bill Robertson Lane, Los	Expo	9	51	920	971	199	901
24	Fernangeles R.C.	8851 Laurel Canyon Blvd, Sun Valley, CA	Valley	6	294	397	691	445	728
25	Fred Roberts R.C.	4700 S. Honduras St., Los Angeles, CA	Pacific	9	87	27	114	110	119
26	Gilbert Lindsay R.C.	429 E. 42nd Pl., Los Angeles, CA 90011	Pacific	9			0	1	1
27	Glassell Park R.C.	3650 Verdugo Rd., Los Angeles, CA	Metro	1	11	123	134	18	143
28	Granada Hills R.C.	16730 Chatsworth St., Granada Hills, CA	Valley	12	68	353	421	170	718
29	Green Meadows R.C.	431 E. 89th St., Los Angeles, CA 90003	Pacific	9		44	44		46
30	Harbor City R.C.	24901 Frampton Ave, Harbor City, CA	Pacific	15		72	72		182
31	Hazard Park R.C.	2230 Norfolk St, Los Angeles, CA 90033	Metro	14		123	123		189
32	Highland Park R.C.	6150 N. Piedmont Avenue, Los Angeles,	Metro	1	17	165	182	39	329
33	Hollenbeck Park R.C.	415 S. St. Louis St, Los Angeles, CA 90033	Metro	14	138		138	185	185
34	Hollywood R.C.	1122 Cole Ave., Los Angeles, CA 90038	Metro	13	24	9	33	40	80
35	Hoover R.C.	1010 W. 25th St., Los Angeles, CA 90007	Metro	1	89	75	164	130	130
36	Hubert Humphrey R.C.	12560 Filmore St., Pacoima, CA 91331	Valley	7	97	143	240	146	749
37	Jackie Tatum Harvard R.C.	1535 W. 62nd St., Los Angeles, CA 90047	Pacific	8	39	169	208	104	276
38	Jim Gilliam R.C.	4000 S. La Brea Avenue, Los Angeles, CA	Pacific	10		61	61	11	45
39	Lafayette MultiPurpose Community Cer	625 South Lafayette Park Place, Los Angel	Metro	10	64	22	86	58	80
40	Lake Street Park	227 North Lake St., Los Angeles, CA	Metro	13	88	141	229	107	175

**PROJECT PLAN
YOUTH SPORT PARTNERSHIP**



Attachment 3: Detail Recreation Centers

DOCUMENT NO.: LA28-005 Rev
FISCAL YEAR: 2024/2025

				FY 2018/2019: BASELINE						
				Winter 2019 Actual Enrollment (Baseline) Totals			Spring 2019 Actual Enrollment (Baseline) Totals			
RECREATION CENTERS - Pre-qualified										
41	Lanark R.C.	21816 Lanark St, Canoga Park, CA 91305	Valley	3	170	260	430	191	404	595
42	Leland R.C.	863 S. Herbert Ave, San Pedro, CA 90731	Pacific	15			0		52	52
43	Lemon Grove R.C.	4959 Lemon Grove Ave, Los Angeles, CA	Metro	13	121	34	155	112	84	196
44	Lincoln Heights R.C.	2303 Workman Street, Los Angeles, CA	Metro	1		72	72	2	121	123
45	Lincoln Heights Youth Center	2911 Altura Street, Los Angeles, CA 90031	Metro	1	323	72	395			0
46	Lincoln Park R.C.	3501 Valley Blvd, Los Angeles, CA 90031	Metro	1	71	61	132	73	183	256
47	Loren Miller R.C.	2717 Halldale Ave, Los Angeles, CA	Pacific	8	106		106	23	87	110
48	Macarthur Park R.C.	2230 W. 6th St., Los Angeles, CA 90057	Metro	1	26		26	18	7	25
49	Martin Luther King, Jr. R.C.	3916 S. Western Avenue, Los Angeles, CA	Pacific	8	78	46	124	63	73	136
50	Michelle and Barack Obama Sports	5001 Rodeo Rd, Los Angeles, CA 90016	Pacific	10		44	44		60	60
51	Mount Carmel R.C.	830 West 70th St., Los Angeles, CA	Pacific	8	108	38	146	107	19	126
52	Normandale R.C.	22400 S. Halldale Ave., Los Angeles, CA	Pacific	15		90	90		66	66
53	Normandie R.C.	1550 S. Normandie Avenue, Los Angeles,	Metro	1		73	73		274	274
54	North Hills Community Park	8756 N. Parthenia Pl, North Hills, CA	Valley	6		11	11		117	117
55	North Hollywood R.C.	11430 Chandler Blvd, North Hollywood,	Valley	2	83	162	245	92	123	215
56	North Weddington R.C.	10844 Acama St., Studio City, CA 91602	Valley	2	1	302	303	6	363	369
57	Panorama City R.C.	8600 Hazeltine Ave., Panorama City, CA	Valley	6	83	56	139	96	70	166
58	Pecan R.C.	127 South Pecan St., Los Angeles, CA	Metro	14	2	149	151		380	380
59	Poinsettia R.C.	7341 Willoughby Ave, Los Angeles, CA	Metro	5	84	56	140	69	61	130
60	Queen Anne R.C.	1240 West Blvd, Los Angeles, CA 90019	Metro	10	76	240	316	121	218	339
61	Ramon Garcia R.C.	1016 S. Fresno Street, Los Angeles, CA	Metro	14	24	176	200	13	271	284
62	Reseda R.C.	18411 Victory Blvd, Reseda, CA 91335	Valley	3	137		137	92	307	399
63	Rio de Los Angeles State Park	1900 N. San Fernando Rd, Los Angeles,	Metro	1	137		139	162	133	295
64	Ritchie Valens R.C.	10736 Laurel Canyon Blvd, Pacoima, CA	Valley	7	159	857	1,016	190	354	544
65	Rose Hill R.C.	4530 Mercury Ave., Los Angeles, CA	Metro	14	22	52	74	60	152	212
66	Rosecrans R.C.	840 W. 149th St., Gardena, CA 90247	Pacific	15	132	100	232	15	216	231
67	Ross Snyder R.C.	1501 East 41st St., Los Angeles, CA	Pacific	9		120	120		162	162
68	Seoul International Park	3250 San Marino St., Los Angeles, CA	Pacific	10	60	173	233	59	144	203
69	Sepulveda R.C.	8825 Kester Ave., Panorama City 91405	Valley	6	81	128	209	40	1	41
70	Shatto R.C.	3191 West 4th St, Los Angeles, CA 90020	Metro	13	136	161	297	175	165	340
71	Slauson R.C.	5306 S. Compton Ave., Los Angeles, CA	Pacific	9		53	53	32	53	85
72	South Park R.C.	345 East 51st St., Los Angeles, CA 90011	Pacific	9	209		209	251	18	269
73	South Seas House	2301 West 24th St., Los Angeles CA 90018	Metro	10	23		23	20		20
74	St. Andrews R.C.	8701 Saint Andrews Place, Los Angeles,	Pacific	8	146	211	357	175	194	369
75	State Street R.C.	716 North State St., Los Angeles, CA	Metro	14	85	266	351	134	195	329
76	Stonehurst R.C.	9901 Dronfield St., Sun Valley, CA 91352	Valley	7	158	3	161	84	6	90
77	Sun Valley R.C.	8133 Vineland Ave., Sun Valley, CA	Valley	6	346	382	728	402	493	895
78	Sunland R.C.	8651 Foothill Blvd, Sunland, CA 91040	Valley	7	175	35	210	266	116	382
79	Sylmar Park R.C.	13109 Borden Ave, Los Angeles, CA	Valley	7	8	330	338	36	991	1,027
80	Toberman R.C.	1725 Toberman St., Los Angeles, CA	Metro	1	23	88	111	73	59	132
81	Trinity R.C.	2415 Trinity St., Los Angeles, CA 90011	Pacific	9	14	32	46	36	13	49
82	Valley Plaza	12240 Archwood St., North Hollywood,	Valley	2	28	123	151	55	205	260
83	Van Ness R.C.	5720 2nd Avenue, Los Angeles, CA	Pacific	8	169	139	308	53	188	241
84	Van Nuys R.C.	14301 Vanowen St., Van Nuys, CA 91405	Valley	6	359	250	609	658	145	803
85	Victory-Vineland R.C.	11117 Victory Blvd., North Hollywood,	Valley	2	34	225	259	31	318	349

PROJECT PLAN
YOUTH SPORT PARTNERSHIP



Attachment 3: Detail Recreation Centers

DOCUMENT NO.: LA28-005 Rev
FISCAL YEAR: 2024/2025

				FY 2018/2019: BASELINE						
				Winter 2019 Actual Enrollment (Baseline) Totals			Spring 2019 Actual Enrollment (Baseline) Totals			
RECREATION CENTERS - Pre-qualified										
86	Vineyard R.C.	2942 Vineyard Ave, Los Angeles, CA	Pacific	10		30	30	2	2	
87	Wabash R.C.	2765 Wabash Ave, Los Angeles, CA	Metro	14	9	234	243	131	131	
88	Wilmington R.C.	325 N. Neptune Ave., Wilmington, CA	Pacific	15	16	115	131	5	167	
89	Winnetka R.C.	8401 Winnetka Ave., Winnetka, CA	Valley	3	125	250	375	86	241	
90	Yucca Park Community Center	6671 Yucca St., Los Angeles, CA 90028	Metro	13	157	11	168	155	24	
Subtotal Recreation Centers - Pre-qualified					6,848	12,118	18,966	7,882	15,223	23,105

**PROJECT PLAN
YOUTH SPORT PARTNERSHIP**



Attachment 3: Detail Recreation Centers

DOCUMENT NO.: LA28-005 Rev
FISCAL YEAR: 2024/2025

RECREATION CENTERS - Pre-qualified				FY 2018/2019 Actual Enrollment (Baseline) Totals			Summer 2024 (7 Estimated Enr			
				Actual Enrollment (Baseline) - Classes	Actual Enrollment (Baseline) Sports Leagues	Actual (Baseline) Total Enrollment	Estimated Total Enrollment	Estimated Enrollment - Classes	Estimated Enrollment - Sports Leagues	
Facility	Address	Region	CD							
1	109th Street R.C.	1464 E. 109th St., Los Angeles, CA 90059	Pacific	15	178	203	381	266	201	65
2	Algin Suttton R.C.	8800 S. Hoover St., Los Angeles, CA	Pacific	8	51	431	482	473	460	13
3	Alpine R.C.	817 Yale St., Los Angeles, CA 90012	Metro	1	642	478	1,120	223	58	165
4	Andres and Maria Cardenas R.C.	14740 Blythe St., Panorama City, CA	Valley	6	255	0	255	108	108	0
5	Baldwin Hills R.C.	5401 Highlight Pl., Los Angeles, CA 90016	Pacific	10	204	1,442	1,646	614	376	238
6	Banning R.C.	1331 Eubank Ave, Wilmington, CA 90744	Pacific	15	346	237	583	264	177	87
7	Bellevue R.C.	826 Lucile Ave., Los Angeles, CA 90026	Metro	13	222	577	799	530	84	446
8	Boyle Heights Sports Center	933 South Mott St., Los Angeles, CA	Metro	14	18	308	326	320	92	228
9	Cabrillo Beach Bath House	3800 Stephen M White Drive, San Pedro,	Pacific	15	10	48	58	0	0	0
10	Central R.C.	1357 East 22nd St., Los Angeles, CA	Pacific	9	115	375	490	149	68	81
11	Chevy Chase R.C.	4165 Chevy Chase Dr., Los Angeles, CA	Metro	13	73	207	280	561	460	101
12	Costello R.C.	3141 E. Olympic Bl., Los Angeles, CA	Metro	14	323	320	643	1864	1739	125
13	Cypress Park R.C.	2630 Pepper Ave., Los Angeles, CA	Metro	1	236	402	638	316	313	3
14	David M. Gonzales/Pacoima R.C.	10943 Herrick Ave., Pacoima, CA 91331	Valley	7	673	633	1,306	323	192	131
15	Delano R.C.	15100 Erwin St., Van Nuys, CA 91411	Valley	6	620	575	1,195	602	132	470
16	Denker R.C.	1550 West 35th Pl., Los Angeles, CA	Pacific	8	132	359	491	243	218	25
17	Downey R.C.	1772 North Spring St, Los Angeles, CA	Metro	1	102	345	447	670	526	144
18	E. Wilmington Greenbelt Community Ce	918 North Sanford Ave., Wilmington, CA 9	Pacific	15	16	0	16	70	4	66
19	Echo Park R.C.	1632 Bellevue Ave, Los Angeles, CA	Metro	13	1,485	915	2,400	809	293	516
20	El Sereno R.C.	4721 Klamath St., Los Angeles, CA 90032	Metro	14	43	1,108	1,151	141	103	38
21	Elysian Valley R.C.	1811 Ripple St., Los Angeles, CA 90039	Metro	13	88	285	373	50	0	50
22	Evergreen R.C.	2844 E. 2nd St, Los Angeles, CA 90033	Metro	14	120	956	1,076	802	691	111
23	Expo Center/Roy Anderson R.C.	3980 South Bill Robertson Lane, Los	Expo	9	427	2,479	2,906	1572	690	882
24	Fernangeles R.C.	8851 Laurel Canyon Blvd, Sun Valley, CA	Valley	6	1,341	1,174	2,515	557	235	322
25	Fred Roberts R.C.	4700 S. Honduras St., Los Angeles, CA	Pacific	9	282	73	355	224	147	77
26	Gilbert Lindsay R.C.	429 E. 42nd Pl., Los Angeles, CA 90011	Pacific	9	1	0	1	288	288	0
27	Glassell Park R.C.	3650 Verdugo Rd., Los Angeles, CA	Metro	1	97	374	471	173	96	77
28	Granada Hills R.C.	16730 Chatsworth St., Granada Hills, CA	Valley	12	536	1610	2146	470	70	400
29	Green Meadows R.C.	431 E. 89th St., Los Angeles, CA 90003	Pacific	9	0	119	119	657	608	49
30	Harbor City R.C.	24901 Frampton Ave, Harbor City, CA	Pacific	15	58	282	340	73	22	51
31	Hazard Park R.C.	2230 Norfolk St, Los Angeles, CA 90033	Metro	14	4	417	421	42	30	12
32	Highland Park R.C.	6150 N. Piedmont Avenue, Los Angeles,	Metro	1	108	613	721	266	126	140
33	Hollenbeck Park R.C.	415 S. St. Louis St, Los Angeles, CA 90033	Metro	14	456	0	456	207	156	51
34	Hollywood R.C.	1122 Cole Ave., Los Angeles, CA 90038	Metro	13	90	107	197	91	62	29
35	Hoover R.C.	1010 W. 25th St., Los Angeles, CA 90007	Metro	1	362	160	522	102	102	0
36	Hubert Humphrey R.C.	12560 Filmore St., Pacoima, CA 91331	Valley	7	469	1,194	1,663	551	129	422
37	Jackie Tatum Harvard R.C.	1535 W. 62nd St., Los Angeles, CA 90047	Pacific	8	264	590	854	685	655	30
38	Jim Gilliam R.C.	4000 S. La Brea Avenue, Los Angeles, CA	Pacific	10	27	106	133	265	238	27
39	Lafayette MultiPurpose Community Cer	625 South Lafayette Park Place, Los Angel	Metro	10	253	95	348	717	594	123
40	Lake Street Park	227 North Lake St., Los Angeles, CA	Metro	13	374	442	816	91	85	6

**PROJECT PLAN
YOUTH SPORT PARTNERSHIP**



Attachment 3: Detail Recreation Centers

DOCUMENT NO.: LA28-005 Rev
FISCAL YEAR: 2024/2025

RECREATION CENTERS - Pre-qualified					FY 2018/2019			Summer 2024 (7		
					Actual Enrollment (Baseline) Totals			Estimated Enr		
41	Lanark R.C.	21816 Lanark St, Canoga Park, CA 91305	Valley	3	574	1,025	1,599	217	175	42
42	Leland R.C.	863 S. Herbert Ave, San Pedro, CA 90731	Pacific	15	0	52	52	100	50	50
43	Lemon Grove R.C.	4959 Lemon Grove Ave, Los Angeles, CA	Metro	13	454	165	619	270	210	60
44	Lincoln Heights R.C.	2303 Workman Street, Los Angeles, CA	Metro	1	2	315	317	174	99	75
45	Lincoln Heights Youth Center	2911 Altura Street, Los Angeles, CA 90031	Metro	1	619	105	724	441	439	2
46	Lincoln Park R.C.	3501 Valley Blvd, Los Angeles, CA 90031	Metro	1	284	300	584	86	86	0
47	Loren Miller R.C.	2717 Halldale Ave, Los Angeles, CA	Pacific	8	218	161	379	279	228	51
48	Macarthur Park R.C.	2230 W. 6th St., Los Angeles, CA 90057	Metro	1	126	7	133	389	311	78
49	Martin Luther King, Jr. R.C.	3916 S. Western Avenue, Los Angeles, CA	Pacific	8	225	212	437	107	90	17
50	Michelle and Barack Obama Sports	5001 Rodeo Rd, Los Angeles, CA 90016	Pacific	10	6	191	197	370	370	0
51	Mount Carmel R.C.	830 West 70th St., Los Angeles, CA	Pacific	8	364	94	458	166	160	6
52	Normandale R.C.	22400 S. Halldale Ave., Los Angeles, CA	Pacific	15	0	243	243	114	113	1
53	Normandie R.C.	1550 S. Normandie Avenue, Los Angeles,	Metro	1	0	457	457	174	141	33
54	North Hills Community Park	8756 N. Parthenia Pl, North Hills, CA	Valley	6	0	196	196	0	0	0
55	North Hollywood R.C.	11430 Chandler Blvd, North Hollywood,	Valley	2	376	435	811	421	249	172
56	North Weddington R.C.	10844 Acama St., Studio City, CA 91602	Valley	2	25	787	812	90	15	75
57	Panorama City R.C.	8600 Hazeltine Ave., Panorama City, CA	Valley	6	353	249	602	180	40	140
58	Pecan R.C.	127 South Pecan St., Los Angeles, CA	Metro	14	2	806	808	834	525	309
59	Poinsettia R.C.	7341 Willoughby Ave, Los Angeles, CA	Metro	5	321	168	489	90	20	70
60	Queen Anne R.C.	1240 West Blvd, Los Angeles, CA 90019	Metro	10	260	898	1,158	331	21	310
61	Ramon Garcia R.C.	1016 S. Fresno Street, Los Angeles, CA	Metro	14	37	591	628	887	593	294
62	Reseda R.C.	18411 Victory Blvd, Reseda, CA 91335	Valley	3	419	418	837	255	147	108
63	Rio de Los Angeles State Park	1900 N. San Fernando Rd, Los Angeles,	Metro	1	566	226	792	450	313	137
64	Ritchie Valens R.C.	10736 Laurel Canyon Blvd, Pacoima, CA	Valley	7	528	1,708	2,236	461	97	364
65	Rose Hill R.C.	4530 Mercury Ave., Los Angeles, CA	Metro	14	125	322	447	736	502	234
66	Rosecrans R.C.	840 W. 149th St., Gardena, CA 90247	Pacific	15	246	491	737	227	226	1
67	Ross Snyder R.C.	1501 East 41st St., Los Angeles, CA	Pacific	9	0	343	343	546	373	173
68	Seoul International Park	3250 San Marino St., Los Angeles, CA	Pacific	10	180	837	1,017	533	144	389
69	Sepulveda R.C.	8825 Kester Ave., Panorama City 91405	Valley	6	195	236	431	66	39	27
70	Shatto R.C.	3191 West 4th St, Los Angeles, CA 90020	Metro	13	1,126	575	1,701	1007	763	244
71	Slauson R.C.	5306 S. Compton Ave., Los Angeles, CA	Pacific	9	32	224	256	235	170	65
72	South Park R.C.	345 East 51st St., Los Angeles, CA 90011	Pacific	9	546	18	564	388	387	1
73	South Seas House	2301 West 24th St., Los Angeles CA 90018	Metro	10	61	0	61	7	6	1
74	St. Andrews R.C.	8701 Saint Andrews Place, Los Angeles,	Pacific	8	402	613	1,015	350	350	0
75	State Street R.C.	716 North State St., Los Angeles, CA	Metro	14	503	666	1,169	1426	1282	144
76	Stonehurst R.C.	9901 Dronfield St., Sun Valley, CA 91352	Valley	7	305	44	349	120	51	69
77	Sun Valley R.C.	8133 Vineland Ave., Sun Valley, CA	Valley	6	1,448	1,195	2,643	530	243	287
78	Sunland R.C.	8651 Foothill Blvd, Sunland, CA 91040	Valley	7	696	238	934	250	200	50
79	Sylmar Park R.C.	13109 Borden Ave, Los Angeles, CA	Valley	7	108	2,135	2,243	435	186	249
80	Toberman R.C.	1725 Toberman St., Los Angeles, CA	Metro	1	146	163	309	43	18	25
81	Trinity R.C.	2415 Trinity St., Los Angeles, CA 90011	Pacific	9	103	110	213	442	233	209
82	Valley Plaza	12240 Archwood St., North Hollywood,	Valley	2	182	510	692	745	453	292
83	Van Ness R.C.	5720 2nd Avenue, Los Angeles, CA	Pacific	8	335	402	737	110	27	83
84	Van Nuys R.C.	14301 Vanowen St., Van Nuys, CA 91405	Valley	6	1,240	697	1,937	354	55	299
85	Victory-Vineland R.C.	11117 Victory Blvd., North Hollywood,	Valley	2	219	1,044	1,263	332	77	255

**PROJECT PLAN
YOUTH SPORT PARTNERSHIP**



Attachment 3: Detail Recreation Centers

DOCUMENT NO.: LA28-005 Rev
FISCAL YEAR: 2024/2025

RECREATION CENTERS - Pre-qualified				FY 2018/2019			
				Actual Enrollment (Baseline) Totals			
86	Vineyard R.C.	2942 Vineyard Ave, Los Angeles, CA	Pacific	10	2	30	32
87	Wabash R.C.	2765 Wabash Ave, Los Angeles, CA	Metro	14	9	543	552
88	Wilmington R.C.	325 N. Neptune Ave., Wilmington, CA	Pacific	15	39	335	374
89	Winnetka R.C.	8401 Winnetka Ave., Winnetka, CA	Valley	3	444	897	1341
90	Yucca Park Community Center	6671 Yucca St., Los Angeles, CA 90028	Metro	13	602	62	664
Subtotal Recreation Centers - Pre-qualified					26,154	42,578	68,732

Summer 2024 (7		
Estimated Enr		
270	205	65
215	63	152
115	41	74
350	100	250
302	302	0
33,449	21,616	11,833

**PROJECT PLAN
YOUTH SPORT PARTNERSHIP**



Attachment 3: Detail Recreation Centers

DOCUMENT NO.: LA28-005 Rev
FISCAL YEAR: 2024/2025

							Fall 2024 (10/1 - 11/30/24) Estimated Enrollment Totals			
RECREATION CENTERS - Pre-qualified							Estimated Total Enrollment	Estimated Enrollment - Classes	Estimated Enrollment - Sports Leagues	
Facility	Address	Region	CD	Estimated \$ Classes \$80	Estimated \$ Sports Leagues \$ 180	Estimated Total Classes + Sports Leagues				
1	109th Street R.C.	1464 E. 109th St., Los Angeles, CA 90059	Pacific	15	\$ 16,080	\$ 11,700	\$ 27,780	239	131	108
2	Algin Sutton R.C.	8800 S. Hoover St., Los Angeles, CA	Pacific	8	\$ 36,800	\$ 2,340	\$ 39,140	344	245	99
3	Alpine R.C.	817 Yale St., Los Angeles, CA 90012	Metro	1	\$ 4,640	\$ 29,700	\$ 34,340	367	194	173
4	Andres and Maria Cardenas R.C.	14740 Blythe St., Panorama City, CA	Valley	6	\$ 8,640	\$ -	\$ 8,640	124	124	0
5	Baldwin Hills R.C.	5401 Highlight Pl., Los Angeles, CA 90016	Pacific	10	\$ 30,080	\$ 42,840	\$ 72,920	359	171	188
6	Banning R.C.	1331 Eubank Ave, Wilmington, CA 90744	Pacific	15	\$ 14,160	\$ 15,660	\$ 29,820	168	51	117
7	Bellevue R.C.	826 Lucile Ave., Los Angeles, CA 90026	Metro	13	\$ 6,720	\$ 80,280	\$ 87,000	143	47	96
8	Boyle Heights Sports Center	933 South Mott St., Los Angeles, CA	Metro	14	\$ 7,360	\$ 41,040	\$ 48,400	493	271	222
9	Cabrillo Beach Bath House	3800 Stephen M White Drive, San Pedro, CA	Pacific	15	\$ -	\$ -	\$ -	24	24	0
10	Central R.C.	1357 East 22nd St., Los Angeles, CA	Pacific	9	\$ 5,440	\$ 14,580	\$ 20,020	69	7	62
11	Chevy Chase R.C.	4165 Chevy Chase Dr., Los Angeles, CA	Metro	13	\$ 36,800	\$ 18,180	\$ 54,980	486	374	112
12	Costello R.C.	3141 E. Olympic Bl., Los Angeles, CA	Metro	14	\$ 139,120	\$ 22,500	\$ 161,620	3278	2937	341
13	Cypress Park R.C.	2630 Pepper Ave., Los Angeles, CA	Metro	1	\$ 25,040	\$ 540	\$ 25,580	378	259	119
14	David M. Gonzales/Pacoima R.C.	10943 Herrick Ave., Pacoima, CA 91331	Valley	7	\$ 15,360	\$ 23,580	\$ 38,940	472	310	162
15	Delano R.C.	15100 Erwin St., Van Nuys, CA 91411	Valley	6	\$ 10,560	\$ 84,600	\$ 95,160	755	192	563
16	Denker R.C.	1550 West 35th Pl., Los Angeles, CA	Pacific	8	\$ 17,440	\$ 4,500	\$ 21,940	107	56	51
17	Downey R.C.	1772 North Spring St, Los Angeles, CA	Metro	1	\$ 42,080	\$ 25,920	\$ 68,000	653	427	226
18	E. Wilmington Greenbelt Community Center	918 North Sanford Ave., Wilmington, CA 90744	Pacific	15	\$ 320	\$ 11,880	\$ 12,200	83	38	45
19	Echo Park R.C.	1632 Bellevue Ave, Los Angeles, CA	Metro	13	\$ 23,440	\$ 92,880	\$ 116,320	563	219	344
20	El Sereno R.C.	4721 Klamath St., Los Angeles, CA 90032	Metro	14	\$ 8,240	\$ 6,840	\$ 15,080	405	158	247
21	Elysian Valley R.C.	1811 Ripple St., Los Angeles, CA 90039	Metro	13	\$ -	\$ 9,000	\$ 9,000	120	10	110
22	Evergreen R.C.	2844 E. 2nd St, Los Angeles, CA 90033	Metro	14	\$ 55,280	\$ 19,980	\$ 75,260	1030	570	460
23	Expo Center/Roy Anderson R.C.	3980 South Bill Robertson Lane, Los Angeles, CA	Expo	9	\$ 55,200	\$ 158,760	\$ 213,960	1425	1422	3
24	Fernangeles R.C.	8851 Laurel Canyon Blvd, Sun Valley, CA	Valley	6	\$ 18,800	\$ 57,960	\$ 76,760	599	296	303
25	Fred Roberts R.C.	4700 S. Honduras St., Los Angeles, CA	Pacific	9	\$ 11,760	\$ 13,860	\$ 25,620	82	3	79
26	Gilbert Lindsay R.C.	429 E. 42nd Pl., Los Angeles, CA 90011	Pacific	9	\$ 23,040	\$ -	\$ 23,040	140	113	27
27	Glassell Park R.C.	3650 Verdugo Rd., Los Angeles, CA	Metro	1	\$ 7,680	\$ 13,860	\$ 21,540	154	6	148
28	Granada Hills R.C.	16730 Chatsworth St., Granada Hills, CA	Valley	12	\$ 5,600	\$ 72,000	\$ 77,600	470	70	400
29	Green Meadows R.C.	431 E. 89th St., Los Angeles, CA 90003	Pacific	9	\$ 48,640	\$ 8,820	\$ 57,460	658	238	420
30	Harbor City R.C.	24901 Frampton Ave, Harbor City, CA	Pacific	15	\$ 1,760	\$ 9,180	\$ 10,940	91	7	84
31	Hazard Park R.C.	2230 Norfolk St, Los Angeles, CA 90033	Metro	14	\$ 2,400	\$ 2,160	\$ 4,560	231	126	105
32	Highland Park R.C.	6150 N. Piedmont Avenue, Los Angeles, CA	Metro	1	\$ 10,080	\$ 25,200	\$ 35,280	409	106	303
33	Hollenbeck Park R.C.	415 S. St. Louis St, Los Angeles, CA 90033	Metro	14	\$ 12,480	\$ 9,180	\$ 21,660	313	279	34
34	Hollywood R.C.	1122 Cole Ave., Los Angeles, CA 90038	Metro	13	\$ 4,960	\$ 5,220	\$ 10,180	103	20	83
35	Hoover R.C.	1010 W. 25th St., Los Angeles, CA 90007	Metro	1	\$ 8,160	\$ -	\$ 8,160	214	88	126
36	Hubert Humphrey R.C.	12560 Filmore St., Pacoima, CA 91331	Valley	7	\$ 10,320	\$ 75,960	\$ 86,280	552	162	390
37	Jackie Tatum Harvard R.C.	1535 W. 62nd St., Los Angeles, CA 90047	Pacific	8	\$ 52,400	\$ 5,400	\$ 57,800	530	305	225
38	Jim Gilliam R.C.	4000 S. La Brea Avenue, Los Angeles, CA	Pacific	10	\$ 19,040	\$ 4,860	\$ 23,900	99	70	29
39	Lafayette MultiPurpose Community Center	625 South Lafayette Park Place, Los Angeles, CA	Metro	10	\$ 47,520	\$ 22,140	\$ 69,660	717	484	233
40	Lake Street Park	227 North Lake St., Los Angeles, CA	Metro	13	\$ 6,800	\$ 1,080	\$ 7,880	98	98	0

**PROJECT PLAN
YOUTH SPORT PARTNERSHIP**



Attachment 3: Detail Recreation Centers

DOCUMENT NO.: LA28-005 Rev
FISCAL YEAR: 2024/2025

				10/1/24 - 9/30/24			Fall 2024 (10/1 - 9/30/24)			
				Enrollment Totals			Estimated Enrollment			
RECREATION CENTERS - Pre-qualified										
41	Lanark R.C.	21816 Lanark St, Canoga Park, CA 91305	Valley	3	\$ 14,000	\$ 7,560	\$ 21,560	459	53	406
42	Leland R.C.	863 S. Herbert Ave, San Pedro, CA 90731	Pacific	15	\$ 4,000	\$ 9,000	\$ 13,000	100	50	50
43	Lemon Grove R.C.	4959 Lemon Grove Ave, Los Angeles, CA	Metro	13	\$ 16,800	\$ 10,800	\$ 27,600	245	180	65
44	Lincoln Heights R.C.	2303 Workman Street, Los Angeles, CA	Metro	1	\$ 7,920	\$ 13,500	\$ 21,420	406	344	62
45	Lincoln Heights Youth Center	2911 Altura Street, Los Angeles, CA 90031	Metro	1	\$ 35,120	\$ 360	\$ 35,480	464	464	0
46	Lincoln Park R.C.	3501 Valley Blvd, Los Angeles, CA 90031	Metro	1	\$ 6,880	\$ -	\$ 6,880	101	79	22
47	Loren Miller R.C.	2717 Halldale Ave, Los Angeles, CA	Pacific	8	\$ 18,240	\$ 9,180	\$ 27,420	152	62	90
48	Macarthur Park R.C.	2230 W. 6th St., Los Angeles, CA 90057	Metro	1	\$ 24,880	\$ 14,040	\$ 38,920	422	316	106
49	Martin Luther King, Jr. R.C.	3916 S. Western Avenue, Los Angeles, CA	Pacific	8	\$ 7,200	\$ 3,060	\$ 10,260	105	19	86
50	Michelle and Barack Obama Sports	5001 Rodeo Rd, Los Angeles, CA 90016	Pacific	10	\$ 29,600	\$ -	\$ 29,600	605	458	147
51	Mount Carmel R.C.	830 West 70th St., Los Angeles, CA	Pacific	8	\$ 12,800	\$ 1,080	\$ 13,880	278	167	111
52	Normandale R.C.	22400 S. Halldale Ave., Los Angeles, CA	Pacific	15	\$ 9,040	\$ 180	\$ 9,220	112	47	65
53	Normandie R.C.	1550 S. Normandie Avenue, Los Angeles, CA	Metro	1	\$ 11,280	\$ 5,940	\$ 17,220	379	104	275
54	North Hills Community Park	8756 N. Parthenia Pl, North Hills, CA	Valley	6	\$ -	\$ -	\$ -	0	0	0
55	North Hollywood R.C.	11430 Chandler Blvd, North Hollywood, CA	Valley	2	\$ 19,920	\$ 30,960	\$ 50,880	402	280	122
56	North Weddington R.C.	10844 Acama St., Studio City, CA 91602	Valley	2	\$ 1,200	\$ 13,500	\$ 14,700	65	15	50
57	Panorama City R.C.	8600 Hazeltine Ave., Panorama City, CA	Valley	6	\$ 3,200	\$ 25,200	\$ 28,400	200	70	130
58	Pecan R.C.	127 South Pecan St., Los Angeles, CA	Metro	14	\$ 42,000	\$ 55,620	\$ 97,620	437	116	321
59	Poinsettia R.C.	7341 Willoughby Ave, Los Angeles, CA	Metro	5	\$ 1,600	\$ 12,600	\$ 14,200	125	35	90
60	Queen Anne R.C.	1240 West Blvd, Los Angeles, CA 90019	Metro	10	\$ 1,680	\$ 55,800	\$ 57,480	496	92	404
61	Ramon Garcia R.C.	1016 S. Fresno Street, Los Angeles, CA	Metro	14	\$ 47,440	\$ 52,920	\$ 100,360	1384	943	441
62	Reseda R.C.	18411 Victory Blvd, Reseda, CA 91335	Valley	3	\$ 11,760	\$ 19,440	\$ 31,200	258	86	172
63	Rio de Los Angeles State Park	1900 N. San Fernando Rd, Los Angeles, CA	Metro	1	\$ 25,040	\$ 24,660	\$ 49,700	508	361	147
64	Ritchie Valens R.C.	10736 Laurel Canyon Blvd, Pacoima, CA	Valley	7	\$ 7,760	\$ 65,520	\$ 73,280	512	126	386
65	Rose Hill R.C.	4530 Mercury Ave., Los Angeles, CA	Metro	14	\$ 40,160	\$ 42,120	\$ 82,280	868	650	218
66	Rosecrans R.C.	840 W. 149th St., Gardena, CA 90247	Pacific	15	\$ 18,080	\$ 180	\$ 18,260	181	9	172
67	Ross Snyder R.C.	1501 East 41st St., Los Angeles, CA	Pacific	9	\$ 29,840	\$ 31,140	\$ 60,980	613	354	259
68	Seoul International Park	3250 San Marino St., Los Angeles, CA	Pacific	10	\$ 11,520	\$ 70,020	\$ 81,540	455	162	293
69	Sepulveda R.C.	8825 Kester Ave., Panorama City 91405	Valley	6	\$ 3,120	\$ 4,860	\$ 7,980	147	66	81
70	Shatto R.C.	3191 West 4th St, Los Angeles, CA 90020	Metro	13	\$ 61,040	\$ 43,920	\$ 104,960	787	589	198
71	Slauson R.C.	5306 S. Compton Ave., Los Angeles, CA	Pacific	9	\$ 13,600	\$ 11,700	\$ 25,300	278	14	264
72	South Park R.C.	345 East 51st St., Los Angeles, CA 90011	Pacific	9	\$ 30,960	\$ 180	\$ 31,140	72	15	57
73	South Seas House	2301 West 24th St., Los Angeles CA 90018	Metro	10	\$ 480	\$ 180	\$ 660	48	48	0
74	St. Andrews R.C.	8701 Saint Andrews Place, Los Angeles, CA	Pacific	8	\$ 28,000	\$ -	\$ 28,000	147	89	58
75	State Street R.C.	716 North State St., Los Angeles, CA	Metro	14	\$ 102,560	\$ 25,920	\$ 128,480	1073	866	207
76	Stonehurst R.C.	9901 Dronfield St., Sun Valley, CA 91352	Valley	7	\$ 4,080	\$ 12,420	\$ 16,500	132	85	47
77	Sun Valley R.C.	8133 Vineland Ave., Sun Valley, CA	Valley	6	\$ 19,440	\$ 51,660	\$ 71,100	603	234	369
78	Sunland R.C.	8651 Foothill Blvd, Sunland, CA 91040	Valley	7	\$ 16,000	\$ 9,000	\$ 25,000	60	60	0
79	Sylmar Park R.C.	13109 Borden Ave, Los Angeles, CA	Valley	7	\$ 14,880	\$ 44,820	\$ 59,700	698	195	503
80	Toberman R.C.	1725 Toberman St., Los Angeles, CA	Metro	1	\$ 1,440	\$ 4,500	\$ 5,940	312	237	75
81	Trinity R.C.	2415 Trinity St., Los Angeles, CA 90011	Pacific	9	\$ 18,640	\$ 37,620	\$ 56,260	206	17	189
82	Valley Plaza	12240 Archwood St., North Hollywood, CA	Valley	2	\$ 36,240	\$ 52,560	\$ 88,800	503	347	156
83	Van Ness R.C.	5720 2nd Avenue, Los Angeles, CA	Pacific	8	\$ 2,160	\$ 14,940	\$ 17,100	240	54	186
84	Van Nuys R.C.	14301 Vanowen St., Van Nuys, CA 91405	Valley	6	\$ 4,400	\$ 53,820	\$ 58,220	412	71	341
85	Victory-Vineland R.C.	11117 Victory Blvd., North Hollywood, CA	Valley	2	\$ 6,160	\$ 45,900	\$ 52,060	278	17	261

**PROJECT PLAN
YOUTH SPORT PARTNERSHIP**



Attachment 3: Detail Recreation Centers

DOCUMENT NO.: LA28-005 Rev
FISCAL YEAR: 2024/2025

							Fall 2024 (10/1 - 9/30/24)			
							Enrollment Totals			
RECREATION CENTERS - Pre-qualified							Estimated Enrollments			
86	Vineyard R.C.	2942 Vineyard Ave, Los Angeles, CA	Pacific	10	\$ 16,400	\$ 11,700	\$ 28,100	115	103	12
87	Wabash R.C.	2765 Wabash Ave, Los Angeles, CA	Metro	14	\$ 5,040	\$ 27,360	\$ 32,400	492	284	208
88	Wilmington R.C.	325 N. Neptune Ave., Wilmington, CA	Pacific	15	\$ 3,280	\$ 13,320	\$ 16,600	83	39	44
89	Winnetka R.C.	8401 Winnetka Ave., Winnetka, CA	Valley	3	\$ 8,000	\$ 45,000	\$ 53,000	350	100	250
90	Yucca Park Community Center	6671 Yucca St., Los Angeles, CA 90028	Metro	13	\$ 24,160	\$ -	\$ 24,160	218	185	33
Subtotal Recreation Centers - Pre-qualified					\$ 1,729,280	\$ 2,129,940	\$ 3,859,220	35,131	20,065	15,066

**PROJECT PLAN
YOUTH SPORT PARTNERSHIP**



Attachment 3: Detail Recreation Centers

DOCUMENT NO.: LA28-005 Rev
FISCAL YEAR: 2024/2025

							FY 2024/2025 PROJ			
							Winter 2025 (1/24 - 12/31/24)			
							Enrollment Totals			
RECREATION CENTERS - Pre-qualified										
Facility	Address	Region	CD	Estimated \$ Classes	Estimated \$ Sports Leagues	Estimated Total Classes + Sports Leagues	Estimated Total Enrollment	Estimated Enrollment - Classes	Estimated Enrollment - Sports Leagues	
				\$80	\$ 180					
1	109th Street R.C.	1464 E. 109th St., Los Angeles, CA 90059	Pacific	15	\$ 10,480	\$ 19,440	\$ 29,920	297	139	158
2	Algin Sutton R.C.	8800 S. Hoover St., Los Angeles, CA	Pacific	8	\$ 19,600	\$ 17,820	\$ 37,420	395	253	142
3	Alpine R.C.	817 Yale St., Los Angeles, CA 90012	Metro	1	\$ 15,520	\$ 31,140	\$ 46,660	286	140	146
4	Andres and Maria Cardenas R.C.	14740 Blythe St., Panorama City, CA	Valley	6	\$ 9,920	\$ -	\$ 9,920	119	119	0
5	Baldwin Hills R.C.	5401 Highlight Pl., Los Angeles, CA 90016	Pacific	10	\$ 13,680	\$ 33,840	\$ 47,520	349	148	201
6	Banning R.C.	1331 Eubank Ave, Wilmington, CA 90744	Pacific	15	\$ 4,080	\$ 21,060	\$ 25,140	71	70	1
7	Bellevue R.C.	826 Lucile Ave., Los Angeles, CA 90026	Metro	13	\$ 3,760	\$ 17,280	\$ 21,040	280	34	246
8	Boyle Heights Sports Center	933 South Mott St., Los Angeles, CA	Metro	14	\$ 21,680	\$ 39,960	\$ 61,640	440	193	247
9	Cabrillo Beach Bath House	3800 Stephen M White Drive, San Pedro, CA	Pacific	15	\$ 1,920	\$ -	\$ 1,920	150	150	0
10	Central R.C.	1357 East 22nd St., Los Angeles, CA	Pacific	9	\$ 560	\$ 11,160	\$ 11,720	96	11	85
11	Chevy Chase R.C.	4165 Chevy Chase Dr., Los Angeles, CA	Metro	13	\$ 29,920	\$ 20,160	\$ 50,080	387	273	114
12	Costello R.C.	3141 E. Olympic Bl., Los Angeles, CA	Metro	14	\$ 234,960	\$ 61,380	\$ 296,340	1797	1344	453
13	Cypress Park R.C.	2630 Pepper Ave., Los Angeles, CA	Metro	1	\$ 20,720	\$ 21,420	\$ 42,140	441	296	145
14	David M. Gonzales/Pacoima R.C.	10943 Herrick Ave., Pacoima, CA 91331	Valley	7	\$ 24,800	\$ 29,160	\$ 53,960	421	251	170
15	Delano R.C.	15100 Erwin St., Van Nuys, CA 91411	Valley	6	\$ 15,360	\$ 101,340	\$ 116,700	894	79	815
16	Denker R.C.	1550 West 35th Pl., Los Angeles, CA	Pacific	8	\$ 4,480	\$ 9,180	\$ 13,660	104	42	62
17	Downey R.C.	1772 North Spring St, Los Angeles, CA	Metro	1	\$ 34,160	\$ 40,680	\$ 74,840	520	263	257
18	E. Wilmington Greenbelt Community Center	918 North Sanford Ave., Wilmington, CA 90744	Pacific	15	\$ 3,040	\$ 8,100	\$ 11,140	137	46	91
19	Echo Park R.C.	1632 Bellevue Ave, Los Angeles, CA	Metro	13	\$ 17,520	\$ 61,920	\$ 79,440	425	171	254
20	El Sereno R.C.	4721 Klamath St., Los Angeles, CA 90032	Metro	14	\$ 12,640	\$ 44,460	\$ 57,100	613	317	296
21	Elysian Valley R.C.	1811 Ripple St., Los Angeles, CA 90039	Metro	13	\$ 800	\$ 19,800	\$ 20,600	110	10	100
22	Evergreen R.C.	2844 E. 2nd St, Los Angeles, CA 90033	Metro	14	\$ 45,600	\$ 82,800	\$ 128,400	1027	718	309
23	Expo Center/Roy Anderson R.C.	3980 South Bill Robertson Lane, Los Angeles, CA	Expo	9	\$ 113,760	\$ 540	\$ 114,300	1014	198	816
24	Fernangeles R.C.	8851 Laurel Canyon Blvd, Sun Valley, CA	Valley	6	\$ 23,680	\$ 54,540	\$ 78,220	635	339	296
25	Fred Roberts R.C.	4700 S. Honduras St., Los Angeles, CA	Pacific	9	\$ 240	\$ 14,220	\$ 14,460	124	21	103
26	Gilbert Lindsay R.C.	429 E. 42nd Pl., Los Angeles, CA 90011	Pacific	9	\$ 9,040	\$ 4,860	\$ 13,900	113	71	42
27	Glassell Park R.C.	3650 Verdugo Rd., Los Angeles, CA	Metro	1	\$ 480	\$ 26,640	\$ 27,120	167	24	143
28	Granada Hills R.C.	16730 Chatsworth St., Granada Hills, CA	Valley	12	\$ 5,600	\$ 72,000	\$ 77,600	470	70	400
29	Green Meadows R.C.	431 E. 89th St., Los Angeles, CA 90003	Pacific	9	\$ 19,040	\$ 75,600	\$ 94,640	820	158	662
30	Harbor City R.C.	24901 Frampton Ave, Harbor City, CA	Pacific	15	\$ 560	\$ 15,120	\$ 15,680	158	21	137
31	Hazard Park R.C.	2230 Norfolk St, Los Angeles, CA 90033	Metro	14	\$ 10,080	\$ 18,900	\$ 28,980	313	118	195
32	Highland Park R.C.	6150 N. Piedmont Avenue, Los Angeles, CA	Metro	1	\$ 8,480	\$ 54,540	\$ 63,020	618	352	266
33	Hollenbeck Park R.C.	415 S. St. Louis St, Los Angeles, CA 90033	Metro	14	\$ 22,320	\$ 6,120	\$ 28,440	398	341	57
34	Hollywood R.C.	1122 Cole Ave., Los Angeles, CA 90038	Metro	13	\$ 1,600	\$ 14,940	\$ 16,540	108	65	43
35	Hoover R.C.	1010 W. 25th St., Los Angeles, CA 90007	Metro	1	\$ 7,040	\$ 22,680	\$ 29,720	205	159	46
36	Hubert Humphrey R.C.	12560 Filmore St., Pacoima, CA 91331	Valley	7	\$ 12,960	\$ 70,200	\$ 83,160	384	130	254
37	Jackie Tatum Harvard R.C.	1535 W. 62nd St., Los Angeles, CA 90047	Pacific	8	\$ 24,400	\$ 40,500	\$ 64,900	345	211	134
38	Jim Gilliam R.C.	4000 S. La Brea Avenue, Los Angeles, CA	Pacific	10	\$ 5,600	\$ 5,220	\$ 10,820	54	9	45
39	Lafayette MultiPurpose Community Center	625 South Lafayette Park Place, Los Angeles, CA	Metro	10	\$ 38,720	\$ 41,940	\$ 80,660	961	788	173
40	Lake Street Park	227 North Lake St., Los Angeles, CA	Metro	13	\$ 7,840	\$ -	\$ 7,840	68	65	3

**PROJECT PLAN
YOUTH SPORT PARTNERSHIP**



Attachment 3: Detail Recreation Centers

DOCUMENT NO.: LA28-005 Rev
FISCAL YEAR: 2024/2025

										FY 2024/2025 PROJ		
										Winter 2025 (1/		
										Estimated Enr		
										24 - 12/31/24)		
										Enrollment Totals		
RECREATION CENTERS - Pre-qualified												
41	Lanark R.C.	21816 Lanark St, Canoga Park, CA 91305	Valley	3	\$ 4,240	\$ 73,080	\$ 77,320	367	142	225		
42	Leland R.C.	863 S. Herbert Ave, San Pedro, CA 90731	Pacific	15	\$ 4,000	\$ 9,000	\$ 13,000	100	50	50		
43	Lemon Grove R.C.	4959 Lemon Grove Ave, Los Angeles, CA	Metro	13	\$ 14,400	\$ 11,700	\$ 26,100	247	204	43		
44	Lincoln Heights R.C.	2303 Workman Street, Los Angeles, CA	Metro	1	\$ 27,520	\$ 11,160	\$ 38,680	230	175	55		
45	Lincoln Heights Youth Center	2911 Altura Street, Los Angeles, CA 90031	Metro	1	\$ 37,120	\$ -	\$ 37,120	501	390	111		
46	Lincoln Park R.C.	3501 Valley Blvd, Los Angeles, CA 90031	Metro	1	\$ 6,320	\$ 3,960	\$ 10,280	144	90	54		
47	Loren Miller R.C.	2717 Halldale Ave, Los Angeles, CA	Pacific	8	\$ 4,960	\$ 16,200	\$ 21,160	158	83	75		
48	Macarthur Park R.C.	2230 W. 6th St., Los Angeles, CA 90057	Metro	1	\$ 25,280	\$ 19,080	\$ 44,360	486	352	134		
49	Martin Luther King, Jr. R.C.	3916 S. Western Avenue, Los Angeles, CA	Pacific	8	\$ 1,520	\$ 15,480	\$ 17,000	50	23	27		
50	Michelle and Barack Obama Sports	5001 Rodeo Rd, Los Angeles, CA 90016	Pacific	10	\$ 36,640	\$ 26,460	\$ 63,100	414	91	323		
51	Mount Carmel R.C.	830 West 70th St., Los Angeles, CA	Pacific	8	\$ 13,360	\$ 19,980	\$ 33,340	520	406	114		
52	Normandale R.C.	22400 S. Halldale Ave., Los Angeles, CA	Pacific	15	\$ 3,760	\$ 11,700	\$ 15,460	90	19	71		
53	Normandie R.C.	1550 S. Normandie Avenue, Los Angeles,	Metro	1	\$ 8,320	\$ 49,500	\$ 57,820	391	140	251		
54	North Hills Community Park	8756 N. Parthenia Pl, North Hills, CA	Valley	6	\$ -	\$ -	\$ -	0	0	0		
55	North Hollywood R.C.	11430 Chandler Blvd, North Hollywood,	Valley	2	\$ 22,400	\$ 21,960	\$ 44,360	359	187	172		
56	North Weddington R.C.	10844 Acama St., Studio City, CA 91602	Valley	2	\$ 1,200	\$ 9,000	\$ 10,200	180	30	150		
57	Panorama City R.C.	8600 Hazeltine Ave., Panorama City, CA	Valley	6	\$ 5,600	\$ 23,400	\$ 29,000	190	70	120		
58	Pecan R.C.	127 South Pecan St., Los Angeles, CA	Metro	14	\$ 9,280	\$ 57,780	\$ 67,060	776	494	282		
59	Poinsettia R.C.	7341 Willoughby Ave, Los Angeles, CA	Metro	5	\$ 2,800	\$ 16,200	\$ 19,000	110	50	60		
60	Queen Anne R.C.	1240 West Blvd, Los Angeles, CA 90019	Metro	10	\$ 7,360	\$ 72,720	\$ 80,080	348	84	264		
61	Ramon Garcia R.C.	1016 S. Fresno Street, Los Angeles, CA	Metro	14	\$ 75,440	\$ 79,380	\$ 154,820	1226	877	349		
62	Reseda R.C.	18411 Victory Blvd, Reseda, CA 91335	Valley	3	\$ 6,880	\$ 30,960	\$ 37,840	176	130	46		
63	Rio de Los Angeles State Park	1900 N. San Fernando Rd, Los Angeles,	Metro	1	\$ 28,880	\$ 26,460	\$ 55,340	536	372	164		
64	Ritchie Valens R.C.	10736 Laurel Canyon Blvd, Pacoima, CA	Valley	7	\$ 10,080	\$ 69,480	\$ 79,560	368	91	277		
65	Rose Hill R.C.	4530 Mercury Ave., Los Angeles, CA	Metro	14	\$ 52,000	\$ 39,240	\$ 91,240	1045	726	319		
66	Rosecrans R.C.	840 W. 149th St., Gardena, CA 90247	Pacific	15	\$ 720	\$ 30,960	\$ 31,680	305	150	155		
67	Ross Snyder R.C.	1501 East 41st St., Los Angeles, CA	Pacific	9	\$ 28,320	\$ 46,620	\$ 74,940	551	366	185		
68	Seoul International Park	3250 San Marino St., Los Angeles, CA	Pacific	10	\$ 12,960	\$ 52,740	\$ 65,700	273	75	198		
69	Sepulveda R.C.	8825 Kester Ave., Panorama City 91405	Valley	6	\$ 5,280	\$ 14,580	\$ 19,860	167	113	54		
70	Shatto R.C.	3191 West 4th St, Los Angeles, CA 90020	Metro	13	\$ 47,120	\$ 35,640	\$ 82,760	782	540	242		
71	Slauson R.C.	5306 S. Compton Ave., Los Angeles, CA	Pacific	9	\$ 1,120	\$ 47,520	\$ 48,640	74	3	71		
72	South Park R.C.	345 East 51st St., Los Angeles, CA 90011	Pacific	9	\$ 1,200	\$ 10,260	\$ 11,460	58	24	34		
73	South Seas House	2301 West 24th St., Los Angeles CA 90018	Metro	10	\$ 3,840	\$ -	\$ 3,840	47	47	0		
74	St. Andrews R.C.	8701 Saint Andrews Place, Los Angeles,	Pacific	8	\$ 7,120	\$ 10,440	\$ 17,560	230	101	129		
75	State Street R.C.	716 North State St., Los Angeles, CA	Metro	14	\$ 69,280	\$ 37,260	\$ 106,540	1006	827	179		
76	Stonehurst R.C.	9901 Dronfield St., Sun Valley, CA 91352	Valley	7	\$ 6,800	\$ 8,460	\$ 15,260	172	82	90		
77	Sun Valley R.C.	8133 Vineland Ave., Sun Valley, CA	Valley	6	\$ 18,720	\$ 66,420	\$ 85,140	546	271	275		
78	Sunland R.C.	8651 Foothill Blvd, Sunland, CA 91040	Valley	7	\$ 4,800	\$ -	\$ 4,800	225	175	50		
79	Sylmar Park R.C.	13109 Borden Ave, Los Angeles, CA	Valley	7	\$ 15,600	\$ 90,540	\$ 106,140	854	455	399		
80	Toberman R.C.	1725 Toberman St., Los Angeles, CA	Metro	1	\$ 18,960	\$ 13,500	\$ 32,460	134	22	112		
81	Trinity R.C.	2415 Trinity St., Los Angeles, CA 90011	Pacific	9	\$ 1,360	\$ 34,020	\$ 35,380	218	68	150		
82	Valley Plaza	12240 Archwood St., North Hollywood,	Valley	2	\$ 27,760	\$ 28,080	\$ 55,840	618	390	228		
83	Van Ness R.C.	5720 2nd Avenue, Los Angeles, CA	Pacific	8	\$ 4,320	\$ 33,480	\$ 37,800	212	23	189		
84	Van Nuys R.C.	14301 Vanowen St., Van Nuys, CA 91405	Valley	6	\$ 5,680	\$ 61,380	\$ 67,060	407	77	330		
85	Victory-Vineland R.C.	11117 Victory Blvd., North Hollywood,	Valley	2	\$ 1,360	\$ 46,980	\$ 48,340	367	93	274		

**PROJECT PLAN
YOUTH SPORT PARTNERSHIP**



Attachment 3: Detail Recreation Centers

DOCUMENT NO.: LA28-005 Rev
FISCAL YEAR: 2024/2025

				FY 2024/2025 PROJ						
				7/24 - 12/31/24)			Winter 2025 (1/			
				ollment Totals			Estimated Enr			
RECREATION CENTERS - Pre-qualified										
86	Vineyard R.C.	2942 Vineyard Ave, Los Angeles, CA	Pacific	10	\$ 8,240	\$ 2,160	\$ 10,400	171	110	61
87	Wabash R.C.	2765 Wabash Ave, Los Angeles, CA	Metro	14	\$ 22,720	\$ 37,440	\$ 60,160	442	228	214
88	Wilmington R.C.	325 N. Neptune Ave., Wilmington, CA	Pacific	15	\$ 3,120	\$ 7,920	\$ 11,040	148	55	93
89	Winnetka R.C.	8401 Winnetka Ave., Winnetka, CA	Valley	3	\$ 8,000	\$ 45,000	\$ 53,000	450	300	150
90	Yucca Park Community Center	6671 Yucca St., Los Angeles, CA 90028	Metro	13	\$ 14,800	\$ 5,940	\$ 20,740	266	227	39
Subtotal Recreation Centers - Pre-qualified					\$ 1,605,200	\$ 2,711,880	\$ 4,317,080	34,049	18,305	15,744

**PROJECT PLAN
YOUTH SPORT PARTNERSHIP**



Attachment 3: Detail Recreation Centers

DOCUMENT NO.: LA28-005 Rev
FISCAL YEAR: 2024/2025

PROJECT PLAN (ESTIMATE)

1/25 - 3/31/25
Enrollment Totals

Spring 2025 (4/
Estimated Enr

RECREATION CENTERS - Pre-qualified

Facility	Address	Region	CD	Estimated \$ Classes \$80	Estimated \$ Sports Leagues \$ 180	Estimated Total Classes + Sports Leagues	Estimated Total Enrollment	Estimated Enrollment - Classes	Estimated Enrollment - Sports Leagues	
1	109th Street R.C.	1464 E. 109th St., Los Angeles, CA 90059	Pacific	15	\$ 11,120	\$ 28,440	\$ 39,560	410	238	172
2	Algin Sutton R.C.	8800 S. Hoover St., Los Angeles, CA	Pacific	8	\$ 20,240	\$ 25,560	\$ 45,800	368	196	172
3	Alpine R.C.	817 Yale St., Los Angeles, CA 90012	Metro	1	\$ 11,200	\$ 26,280	\$ 37,480	346	170	176
4	Andres and Maria Cardenas R.C.	14740 Blythe St., Panorama City, CA	Valley	6	\$ 9,520	\$ -	\$ 9,520	118	118	0
5	Baldwin Hills R.C.	5401 Highlight Pl., Los Angeles, CA 90016	Pacific	10	\$ 11,840	\$ 36,180	\$ 48,020	338	120	218
6	Banning R.C.	1331 Eubank Ave, Wilmington, CA 90744	Pacific	15	\$ 5,600	\$ 180	\$ 5,780	262	96	166
7	Bellevue R.C.	826 Lucile Ave., Los Angeles, CA 90026	Metro	13	\$ 2,720	\$ 44,280	\$ 47,000	285	27	258
8	Boyle Heights Sports Center	933 South Mott St., Los Angeles, CA	Metro	14	\$ 15,440	\$ 44,460	\$ 59,900	427	27	400
9	Cabrillo Beach Bath House	3800 Stephen M White Drive, San Pedro,	Pacific	15	\$ 12,000	\$ -	\$ 12,000	132	117	15
10	Central R.C.	1357 East 22nd St., Los Angeles, CA	Pacific	9	\$ 880	\$ 15,300	\$ 16,180	133	30	103
11	Chevy Chase R.C.	4165 Chevy Chase Dr., Los Angeles, CA	Metro	13	\$ 21,840	\$ 20,520	\$ 42,360	671	570	101
12	Costello R.C.	3141 E. Olympic Bl., Los Angeles, CA	Metro	14	\$ 107,520	\$ 81,540	\$ 189,060	2488	1687	801
13	Cypress Park R.C.	2630 Pepper Ave., Los Angeles, CA	Metro	1	\$ 23,680	\$ 26,100	\$ 49,780	516	276	240
14	David M. Gonzales/Pacoima R.C.	10943 Herrick Ave., Pacoima, CA 91331	Valley	7	\$ 20,080	\$ 30,600	\$ 50,680	945	357	588
15	Delano R.C.	15100 Erwin St., Van Nuys, CA 91411	Valley	6	\$ 6,320	\$ 146,700	\$ 153,020	1167	48	1119
16	Denker R.C.	1550 West 35th Pl., Los Angeles, CA	Pacific	8	\$ 3,360	\$ 11,160	\$ 14,520	140	60	80
17	Downey R.C.	1772 North Spring St, Los Angeles, CA	Metro	1	\$ 21,040	\$ 46,260	\$ 67,300	622	401	221
18	E. Wilmington Greenbelt Community Ce	918 North Sanford Ave., Wilmington, CA 9	Pacific	15	\$ 3,680	\$ 16,380	\$ 20,060	61	34	27
19	Echo Park R.C.	1632 Bellevue Ave, Los Angeles, CA	Metro	13	\$ 13,680	\$ 45,720	\$ 59,400	647	350	297
20	El Sereno R.C.	4721 Klamath St., Los Angeles, CA 90032	Metro	14	\$ 25,360	\$ 53,280	\$ 78,640	1323	478	845
21	Elysian Valley R.C.	1811 Ripple St., Los Angeles, CA 90039	Metro	13	\$ 800	\$ 18,000	\$ 18,800	160	10	150
22	Evergreen R.C.	2844 E. 2nd St, Los Angeles, CA 90033	Metro	14	\$ 57,440	\$ 55,620	\$ 113,060	1435	920	515
23	Expo Center/Roy Anderson R.C.	3980 South Bill Robertson Lane, Los	Expo	9	\$ 15,840	\$ 146,880	\$ 162,720	2231	1015	1216
24	Fernangeles R.C.	8851 Laurel Canyon Blvd, Sun Valley, CA	Valley	6	\$ 27,120	\$ 53,280	\$ 80,400	964	312	652
25	Fred Roberts R.C.	4700 S. Honduras St., Los Angeles, CA	Pacific	9	\$ 1,680	\$ 18,540	\$ 20,220	101	0	101
26	Gilbert Lindsay R.C.	429 E. 42nd Pl., Los Angeles, CA 90011	Pacific	9	\$ 5,680	\$ 7,560	\$ 13,240	166	44	122
27	Glassell Park R.C.	3650 Verdugo Rd., Los Angeles, CA	Metro	1	\$ 1,920	\$ 25,740	\$ 27,660	238	84	154
28	Granada Hills R.C.	16730 Chatsworth St., Granada Hills, CA	Valley	12	\$ 5,600	\$ 72,000	\$ 77,600	570	70	500
29	Green Meadows R.C.	431 E. 89th St., Los Angeles, CA 90003	Pacific	9	\$ 12,640	\$ 119,160	\$ 131,800	605	99	506
30	Harbor City R.C.	24901 Frampton Ave, Harbor City, CA	Pacific	15	\$ 1,680	\$ 24,660	\$ 26,340	251	66	185
31	Hazard Park R.C.	2230 Norfolk St, Los Angeles, CA 90033	Metro	14	\$ 9,440	\$ 35,100	\$ 44,540	396	191	205
32	Highland Park R.C.	6150 N. Piedmont Avenue, Los Angeles,	Metro	1	\$ 28,160	\$ 47,880	\$ 76,040	666	134	532
33	Hollenbeck Park R.C.	415 S. St. Louis St, Los Angeles, CA 90033	Metro	14	\$ 27,280	\$ 10,260	\$ 37,540	413	349	64
34	Hollywood R.C.	1122 Cole Ave., Los Angeles, CA 90038	Metro	13	\$ 5,200	\$ 7,740	\$ 12,940	133	98	35
35	Hoover R.C.	1010 W. 25th St., Los Angeles, CA 90007	Metro	1	\$ 12,720	\$ 8,280	\$ 21,000	396	196	200
36	Hubert Humphrey R.C.	12560 Filmore St., Pacoima, CA 91331	Valley	7	\$ 10,400	\$ 45,720	\$ 56,120	648	137	511
37	Jackie Tatum Harvard R.C.	1535 W. 62nd St., Los Angeles, CA 90047	Pacific	8	\$ 16,880	\$ 24,120	\$ 41,000	392	128	264
38	Jim Gilliam R.C.	4000 S. La Brea Avenue, Los Angeles, CA	Pacific	10	\$ 720	\$ 8,100	\$ 8,820	77	45	32
39	Lafayette MultiPurpose Community Cer	625 South Lafayette Park Place, Los Angel	Metro	10	\$ 63,040	\$ 31,140	\$ 94,180	1621	1230	391
40	Lake Street Park	227 North Lake St., Los Angeles, CA	Metro	13	\$ 5,200	\$ 540	\$ 5,740	101	101	0

**PROJECT PLAN
YOUTH SPORT PARTNERSHIP**



Attachment 3: Detail Recreation Centers

DOCUMENT NO.: LA28-005 Rev
FISCAL YEAR: 2024/2025

											PROJECT PLAN (ESTIMATE)					
											1/25 - 3/31/25			Spring 2025 (4/25 - 6/30/25)		
											Enrollment Totals			Estimated Enrollment		
RECREATION CENTERS - Pre-qualified																
41	Lanark R.C.	21816 Lanark St, Canoga Park, CA 91305	Valley	3	\$	11,360	\$	40,500	\$	51,860	498	246	252			
42	Leland R.C.	863 S. Herbert Ave, San Pedro, CA 90731	Pacific	15	\$	4,000	\$	9,000	\$	13,000	100	50	50			
43	Lemon Grove R.C.	4959 Lemon Grove Ave, Los Angeles, CA	Metro	13	\$	16,320	\$	7,740	\$	24,060	329	218	111			
44	Lincoln Heights R.C.	2303 Workman Street, Los Angeles, CA	Metro	1	\$	14,000	\$	9,900	\$	23,900	321	275	46			
45	Lincoln Heights Youth Center	2911 Altura Street, Los Angeles, CA 90031	Metro	1	\$	31,200	\$	19,980	\$	51,180	584	478	106			
46	Lincoln Park R.C.	3501 Valley Blvd, Los Angeles, CA 90031	Metro	1	\$	7,200	\$	9,720	\$	16,920	245	114	131			
47	Loren Miller R.C.	2717 Halldale Ave, Los Angeles, CA	Pacific	8	\$	6,640	\$	13,500	\$	20,140	228	109	119			
48	Macarthur Park R.C.	2230 W. 6th St., Los Angeles, CA 90057	Metro	1	\$	28,160	\$	24,120	\$	52,280	690	530	160			
49	Martin Luther King, Jr. R.C.	3916 S. Western Avenue, Los Angeles, CA	Pacific	8	\$	1,840	\$	4,860	\$	6,700	94	18	76			
50	Michelle and Barack Obama Sports	5001 Rodeo Rd, Los Angeles, CA 90016	Pacific	10	\$	7,280	\$	58,140	\$	65,420	489	230	259			
51	Mount Carmel R.C.	830 West 70th St., Los Angeles, CA	Pacific	8	\$	32,480	\$	20,520	\$	53,000	552	394	158			
52	Normandale R.C.	22400 S. Halldale Ave., Los Angeles, CA	Pacific	15	\$	1,520	\$	12,780	\$	14,300	124	20	104			
53	Normandie R.C.	1550 S. Normandie Avenue, Los Angeles, CA	Metro	1	\$	11,200	\$	45,180	\$	56,380	862	154	708			
54	North Hills Community Park	8756 N. Parthenia Pl, North Hills, CA	Valley	6	\$	-	\$	-	\$	-	0	0	0			
55	North Hollywood R.C.	11430 Chandler Blvd, North Hollywood, CA	Valley	2	\$	14,960	\$	30,960	\$	45,920	525	255	270			
56	North Weddington R.C.	10844 Acama St., Studio City, CA 91602	Valley	2	\$	2,400	\$	27,000	\$	29,400	65	15	50			
57	Panorama City R.C.	8600 Hazeltine Ave., Panorama City, CA	Valley	6	\$	5,600	\$	21,600	\$	27,200	230	70	160			
58	Pecan R.C.	127 South Pecan St., Los Angeles, CA	Metro	14	\$	39,520	\$	50,760	\$	90,280	942	518	424			
59	Poinsettia R.C.	7341 Willoughby Ave, Los Angeles, CA	Metro	5	\$	4,000	\$	10,800	\$	14,800	80	50	30			
60	Queen Anne R.C.	1240 West Blvd, Los Angeles, CA 90019	Metro	10	\$	6,720	\$	47,520	\$	54,240	442	79	363			
61	Ramon Garcia R.C.	1016 S. Fresno Street, Los Angeles, CA	Metro	14	\$	70,160	\$	62,820	\$	132,980	1368	834	534			
62	Reseda R.C.	18411 Victory Blvd, Reseda, CA 91335	Valley	3	\$	10,400	\$	8,280	\$	18,680	499	221	278			
63	Rio de Los Angeles State Park	1900 N. San Fernando Rd, Los Angeles, CA	Metro	1	\$	29,760	\$	29,520	\$	59,280	628	447	181			
64	Ritchie Valens R.C.	10736 Laurel Canyon Blvd, Pacoima, CA	Valley	7	\$	7,280	\$	49,860	\$	57,140	736	149	587			
65	Rose Hill R.C.	4530 Mercury Ave., Los Angeles, CA	Metro	14	\$	58,080	\$	57,420	\$	115,500	706	390	316			
66	Rosecrans R.C.	840 W. 149th St., Gardena, CA 90247	Pacific	15	\$	12,000	\$	27,900	\$	39,900	407	123	284			
67	Ross Snyder R.C.	1501 East 41st St., Los Angeles, CA	Pacific	9	\$	29,280	\$	33,300	\$	62,580	915	476	439			
68	Seoul International Park	3250 San Marino St., Los Angeles, CA	Pacific	10	\$	6,000	\$	35,640	\$	41,640	436	154	282			
69	Sepulveda R.C.	8825 Kester Ave., Panorama City 91405	Valley	6	\$	9,040	\$	9,720	\$	18,760	393	252	141			
70	Shatto R.C.	3191 West 4th St, Los Angeles, CA 90020	Metro	13	\$	43,200	\$	43,560	\$	86,760	848	516	332			
71	Slauson R.C.	5306 S. Compton Ave., Los Angeles, CA	Pacific	9	\$	240	\$	12,780	\$	13,020	113	0	113			
72	South Park R.C.	345 East 51st St., Los Angeles, CA 90011	Pacific	9	\$	1,920	\$	6,120	\$	8,040	398	293	105			
73	South Seas House	2301 West 24th St., Los Angeles CA 90018	Metro	10	\$	3,760	\$	-	\$	3,760	105	103	2			
74	St. Andrews R.C.	8701 Saint Andrews Place, Los Angeles, CA	Pacific	8	\$	8,080	\$	23,220	\$	31,300	341	132	209			
75	State Street R.C.	716 North State St., Los Angeles, CA	Metro	14	\$	66,160	\$	32,220	\$	98,380	991	742	249			
76	Stonehurst R.C.	9901 Dronfield St., Sun Valley, CA 91352	Valley	7	\$	6,560	\$	16,200	\$	22,760	190	27	163			
77	Sun Valley R.C.	8133 Vineland Ave., Sun Valley, CA	Valley	6	\$	21,680	\$	49,500	\$	71,180	744	319	425			
78	Sunland R.C.	8651 Foothill Blvd, Sunland, CA 91040	Valley	7	\$	14,000	\$	9,000	\$	23,000	375	275	100			
79	Sylmar Park R.C.	13109 Borden Ave, Los Angeles, CA	Valley	7	\$	36,400	\$	71,820	\$	108,220	832	81	751			
80	Toberman R.C.	1725 Toberman St., Los Angeles, CA	Metro	1	\$	1,760	\$	20,160	\$	21,920	254	120	134			
81	Trinity R.C.	2415 Trinity St., Los Angeles, CA 90011	Pacific	9	\$	5,440	\$	27,000	\$	32,440	366	216	150			
82	Valley Plaza	12240 Archwood St., North Hollywood, CA	Valley	2	\$	31,200	\$	41,040	\$	72,240	891	550	341			
83	Van Ness R.C.	5720 2nd Avenue, Los Angeles, CA	Pacific	8	\$	1,840	\$	34,020	\$	35,860	311	76	235			
84	Van Nuys R.C.	14301 Vanowen St., Van Nuys, CA 91405	Valley	6	\$	6,160	\$	59,400	\$	65,560	537	145	392			
85	Victory-Vineland R.C.	11117 Victory Blvd., North Hollywood, CA	Valley	2	\$	7,440	\$	49,320	\$	56,760	414	91	323			

**PROJECT PLAN
YOUTH SPORT PARTNERSHIP**



Attachment 3: Detail Recreation Centers

DOCUMENT NO.: LA28-005 Rev
FISCAL YEAR: 2024/2025

										PROJECT PLAN (ESTIMATE)			
										1/25 - 3/31/25)			
										Enrollment Totals			
										Spring 2025 (4/25 - 6/30/25)			
										Estimated Enrollment			
RECREATION CENTERS - Pre-qualified													
86	Vineyard R.C.	2942 Vineyard Ave, Los Angeles, CA	Pacific	10	\$ 8,800	\$ 10,980	\$ 19,780				211	211	0
87	Wabash R.C.	2765 Wabash Ave, Los Angeles, CA	Metro	14	\$ 18,240	\$ 38,520	\$ 56,760				536	314	222
88	Wilmington R.C.	325 N. Neptune Ave., Wilmington, CA	Pacific	15	\$ 4,400	\$ 16,740	\$ 21,140				247	11	236
89	Winnetka R.C.	8401 Winnetka Ave., Winnetka, CA	Valley	3	\$ 24,000	\$ 27,000	\$ 51,000				300	100	200
90	Yucca Park Community Center	6671 Yucca St., Los Angeles, CA 90028	Metro	13	\$ 18,160	\$ 7,020	\$ 25,180				374	351	23
Subtotal Recreation Centers - Pre-qualified					\$ 1,464,400	\$ 2,833,920	\$ 4,298,320				45,829	22,171	23,658

**PROJECT PLAN
YOUTH SPORT PARTNERSHIP**



Attachment 3: Detail Recreation Centers

DOCUMENT NO.: LA28-005 Rev
FISCAL YEAR: 2024/2025

							1/25 - 6/30/25)			
							Enrollment Totals			
RECREATION CENTERS - Pre-qualified							FY 2024/2025 (7			
							Estimated Enr			
Facility	Address	Region	CD	Estimated \$ Classes \$80	Estimated \$ Sports Leagues \$ 180	Estimated Total Classes + Sports Leagues	Estimated Total Enrollment	Estimated Enrollment - Classes	Estimated Enrollment - Sports Leagues	
1	109th Street R.C.	1464 E. 109th St., Los Angeles, CA 90059	Pacific	15	\$ 19,040	\$ 30,960	\$ 50,000	1212	709	503
2	Algin Sutton R.C.	8800 S. Hoover St., Los Angeles, CA	Pacific	8	\$ 15,680	\$ 30,960	\$ 46,640	1580	1154	426
3	Alpine R.C.	817 Yale St., Los Angeles, CA 90012	Metro	1	\$ 13,600	\$ 31,680	\$ 45,280	1222	562	660
4	Andres and Maria Cardenas R.C.	14740 Blythe St., Panorama City, CA	Valley	6	\$ 9,440	\$ -	\$ 9,440	469	469	0
5	Baldwin Hills R.C.	5401 Highlight Pl., Los Angeles, CA 90016	Pacific	10	\$ 9,600	\$ 39,240	\$ 48,840	1660	815	845
6	Banning R.C.	1331 Eubank Ave, Wilmington, CA 90744	Pacific	15	\$ 7,680	\$ 29,880	\$ 37,560	765	394	371
7	Bellevue R.C.	826 Lucile Ave., Los Angeles, CA 90026	Metro	13	\$ 2,160	\$ 46,440	\$ 48,600	1238	192	1046
8	Boyle Heights Sports Center	933 South Mott St., Los Angeles, CA	Metro	14	\$ 2,160	\$ 72,000	\$ 74,160	1680	583	1097
9	Cabrillo Beach Bath House	3800 Stephen M White Drive, San Pedro,	Pacific	15	\$ 9,360	\$ 2,700	\$ 12,060	306	291	15
10	Central R.C.	1357 East 22nd St., Los Angeles, CA	Pacific	9	\$ 2,400	\$ 18,540	\$ 20,940	447	116	331
11	Chevy Chase R.C.	4165 Chevy Chase Dr., Los Angeles, CA	Metro	13	\$ 45,600	\$ 18,180	\$ 63,780	2105	1677	428
12	Costello R.C.	3141 E. Olympic Bl., Los Angeles, CA	Metro	14	\$ 134,960	\$ 144,180	\$ 279,140	9427	7707	1720
13	Cypress Park R.C.	2630 Pepper Ave., Los Angeles, CA	Metro	1	\$ 22,080	\$ 43,200	\$ 65,280	1651	1144	507
14	David M. Gonzales/Pacoima R.C.	10943 Herrick Ave., Pacoima, CA 91331	Valley	7	\$ 28,560	\$ 105,840	\$ 134,400	2161	1110	1051
15	Delano R.C.	15100 Erwin St., Van Nuys, CA 91411	Valley	6	\$ 3,840	\$ 201,420	\$ 205,260	3418	451	2967
16	Denker R.C.	1550 West 35th Pl., Los Angeles, CA	Pacific	8	\$ 4,800	\$ 14,400	\$ 19,200	594	376	218
17	Downey R.C.	1772 North Spring St, Los Angeles, CA	Metro	1	\$ 32,080	\$ 39,780	\$ 71,860	2465	1617	848
18	E. Wilmington Greenbelt Community Ce	918 North Sanford Ave., Wilmington, CA 9	Pacific	15	\$ 2,720	\$ 4,860	\$ 7,580	351	122	229
19	Echo Park R.C.	1632 Bellevue Ave, Los Angeles, CA	Metro	13	\$ 28,000	\$ 53,460	\$ 81,460	2444	1033	1411
20	El Sereno R.C.	4721 Klamath St., Los Angeles, CA 90032	Metro	14	\$ 38,240	\$ 152,100	\$ 190,340	2482	1056	1426
21	Elysian Valley R.C.	1811 Ripple St., Los Angeles, CA 90039	Metro	13	\$ 800	\$ 27,000	\$ 27,800	440	30	410
22	Evergreen R.C.	2844 E. 2nd St, Los Angeles, CA 90033	Metro	14	\$ 73,600	\$ 92,700	\$ 166,300	4294	2899	1395
23	Expo Center/Roy Anderson R.C.	3980 South Bill Robertson Lane, Los	Expo	9	\$ 81,200	\$ 218,880	\$ 300,080	6242	3325	2917
24	Fernangeles R.C.	8851 Laurel Canyon Blvd, Sun Valley, CA	Valley	6	\$ 24,960	\$ 117,360	\$ 142,320	2755	1182	1573
25	Fred Roberts R.C.	4700 S. Honduras St., Los Angeles, CA	Pacific	9	\$ -	\$ 18,180	\$ 18,180	531	171	360
26	Gilbert Lindsay R.C.	429 E. 42nd Pl., Los Angeles, CA 90011	Pacific	9	\$ 3,520	\$ 21,960	\$ 25,480	707	516	191
27	Glassell Park R.C.	3650 Verdugo Rd., Los Angeles, CA	Metro	1	\$ 6,720	\$ 27,720	\$ 34,440	732	210	522
28	Granada Hills R.C.	16730 Chatsworth St., Granada Hills, CA	Valley	12	\$ 5,600	\$ 90,000	\$ 95,600	1980	280	1700
29	Green Meadows R.C.	431 E. 89th St., Los Angeles, CA 90003	Pacific	9	\$ 7,920	\$ 91,080	\$ 99,000	2740	1103	1637
30	Harbor City R.C.	24901 Frampton Ave, Harbor City, CA	Pacific	15	\$ 5,280	\$ 33,300	\$ 38,580	573	116	457
31	Hazard Park R.C.	2230 Norfolk St, Los Angeles, CA 90033	Metro	14	\$ 15,280	\$ 36,900	\$ 52,180	982	465	517
32	Highland Park R.C.	6150 N. Piedmont Avenue, Los Angeles,	Metro	1	\$ 10,720	\$ 95,760	\$ 106,480	1959	718	1241
33	Hollenbeck Park R.C.	415 S. St. Louis St, Los Angeles, CA 90033	Metro	14	\$ 27,920	\$ 11,520	\$ 39,440	1331	1125	206
34	Hollywood R.C.	1122 Cole Ave., Los Angeles, CA 90038	Metro	13	\$ 7,840	\$ 6,300	\$ 14,140	435	245	190
35	Hoover R.C.	1010 W. 25th St., Los Angeles, CA 90007	Metro	1	\$ 15,680	\$ 36,000	\$ 51,680	917	545	372
36	Hubert Humphrey R.C.	12560 Filmore St., Pacoima, CA 91331	Valley	7	\$ 10,960	\$ 91,980	\$ 102,940	2135	558	1577
37	Jackie Tatum Harvard R.C.	1535 W. 62nd St., Los Angeles, CA 90047	Pacific	8	\$ 10,240	\$ 47,520	\$ 57,760	1952	1299	653
38	Jim Gilliam R.C.	4000 S. La Brea Avenue, Los Angeles, CA	Pacific	10	\$ 3,600	\$ 5,760	\$ 9,360	495	362	133
39	Lafayette MultiPurpose Community Cer	625 South Lafayette Park Place, Los Angel	Metro	10	\$ 98,400	\$ 70,380	\$ 168,780	4016	3096	920
40	Lake Street Park	227 North Lake St., Los Angeles, CA	Metro	13	\$ 8,080	\$ -	\$ 8,080	358	349	9

**PROJECT PLAN
YOUTH SPORT PARTNERSHIP**



Attachment 3: Detail Recreation Centers

DOCUMENT NO.: LA28-005 Rev
FISCAL YEAR: 2024/2025

				1/25 - 6/30/25)			FY 2024/2025 (7			
				Enrollment Totals			Estimated Enr			
RECREATION CENTERS - Pre-qualified										
41	Lanark R.C.	21816 Lanark St, Canoga Park, CA 91305	Valley	3	\$ 19,680	\$ 45,360	\$ 65,040	1541	616	925
42	Leland R.C.	863 S. Herbert Ave, San Pedro, CA 90731	Pacific	15	\$ 4,000	\$ 9,000	\$ 13,000	400	200	200
43	Lemon Grove R.C.	4959 Lemon Grove Ave, Los Angeles, CA	Metro	13	\$ 17,440	\$ 19,980	\$ 37,420	1091	812	279
44	Lincoln Heights R.C.	2303 Workman Street, Los Angeles, CA	Metro	1	\$ 22,000	\$ 8,280	\$ 30,280	1131	893	238
45	Lincoln Heights Youth Center	2911 Altura Street, Los Angeles, CA 90031	Metro	1	\$ 38,240	\$ 19,080	\$ 57,320	1990	1771	219
46	Lincoln Park R.C.	3501 Valley Blvd, Los Angeles, CA 90031	Metro	1	\$ 9,120	\$ 23,580	\$ 32,700	576	369	207
47	Loren Miller R.C.	2717 Halldale Ave, Los Angeles, CA	Pacific	8	\$ 8,720	\$ 21,420	\$ 30,140	817	482	335
48	Macarthur Park R.C.	2230 W. 6th St., Los Angeles, CA 90057	Metro	1	\$ 42,400	\$ 28,800	\$ 71,200	1987	1509	478
49	Martin Luther King, Jr. R.C.	3916 S. Western Avenue, Los Angeles, CA	Pacific	8	\$ 1,440	\$ 13,680	\$ 15,120	356	150	206
50	Michelle and Barack Obama Sports	5001 Rodeo Rd, Los Angeles, CA 90016	Pacific	10	\$ 18,400	\$ 46,620	\$ 65,020	1878	1149	729
51	Mount Carmel R.C.	830 West 70th St., Los Angeles, CA	Pacific	8	\$ 31,520	\$ 28,440	\$ 59,960	1516	1127	389
52	Normandale R.C.	22400 S. Halldale Ave., Los Angeles, CA	Pacific	15	\$ 1,600	\$ 18,720	\$ 20,320	440	199	241
53	Normandie R.C.	1550 S. Normandie Avenue, Los Angeles,	Metro	1	\$ 12,320	\$ 127,440	\$ 139,760	1806	539	1267
54	North Hills Community Park	8756 N. Parthenia Pl, North Hills, CA	Valley	6	\$ -	\$ -	\$ -	0	0	0
55	North Hollywood R.C.	11430 Chandler Blvd, North Hollywood,	Valley	2	\$ 20,400	\$ 48,600	\$ 69,000	1707	971	736
56	North Weddington R.C.	10844 Acama St., Studio City, CA 91602	Valley	2	\$ 1,200	\$ 9,000	\$ 10,200	400	75	325
57	Panorama City R.C.	8600 Hazeltine Ave., Panorama City, CA	Valley	6	\$ 5,600	\$ 28,800	\$ 34,400	800	250	550
58	Pecan R.C.	127 South Pecan St., Los Angeles, CA	Metro	14	\$ 41,440	\$ 76,320	\$ 117,760	2989	1653	1336
59	Poinsettia R.C.	7341 Willoughby Ave, Los Angeles, CA	Metro	5	\$ 4,000	\$ 5,400	\$ 9,400	405	155	250
60	Queen Anne R.C.	1240 West Blvd, Los Angeles, CA 90019	Metro	10	\$ 6,320	\$ 65,340	\$ 71,660	1617	276	1341
61	Ramon Garcia R.C.	1016 S. Fresno Street, Los Angeles, CA	Metro	14	\$ 66,720	\$ 96,120	\$ 162,840	4865	3247	1618
62	Reseda R.C.	18411 Victory Blvd, Reseda, CA 91335	Valley	3	\$ 17,680	\$ 50,040	\$ 67,720	1188	584	604
63	Rio de Los Angeles State Park	1900 N. San Fernando Rd, Los Angeles,	Metro	1	\$ 35,760	\$ 32,580	\$ 68,340	2122	1493	629
64	Ritchie Valens R.C.	10736 Laurel Canyon Blvd, Pacoima, CA	Valley	7	\$ 11,920	\$ 105,660	\$ 117,580	2077	463	1614
65	Rose Hill R.C.	4530 Mercury Ave., Los Angeles, CA	Metro	14	\$ 31,200	\$ 56,880	\$ 88,080	3355	2268	1087
66	Rosecrans R.C.	840 W. 149th St., Gardena, CA 90247	Pacific	15	\$ 9,840	\$ 51,120	\$ 60,960	1120	508	612
67	Ross Snyder R.C.	1501 East 41st St., Los Angeles, CA	Pacific	9	\$ 38,080	\$ 79,020	\$ 117,100	2625	1569	1056
68	Seoul International Park	3250 San Marino St., Los Angeles, CA	Pacific	10	\$ 12,320	\$ 50,760	\$ 63,080	1697	535	1162
69	Sepulveda R.C.	8825 Kester Ave., Panorama City 91405	Valley	6	\$ 20,160	\$ 25,380	\$ 45,540	773	470	303
70	Shatto R.C.	3191 West 4th St, Los Angeles, CA 90020	Metro	13	\$ 41,280	\$ 59,760	\$ 101,040	3424	2408	1016
71	Slauson R.C.	5306 S. Compton Ave., Los Angeles, CA	Pacific	9	\$ -	\$ 20,340	\$ 20,340	700	187	513
72	South Park R.C.	345 East 51st St., Los Angeles, CA 90011	Pacific	9	\$ 23,440	\$ 18,900	\$ 42,340	916	719	197
73	South Seas House	2301 West 24th St., Los Angeles CA 90018	Metro	10	\$ 8,240	\$ 360	\$ 8,600	207	204	3
74	St. Andrews R.C.	8701 Saint Andrews Place, Los Angeles,	Pacific	8	\$ 10,560	\$ 37,620	\$ 48,180	1068	672	396
75	State Street R.C.	716 North State St., Los Angeles, CA	Metro	14	\$ 59,360	\$ 44,820	\$ 104,180	4496	3717	779
76	Stonehurst R.C.	9901 Dronfield St., Sun Valley, CA 91352	Valley	7	\$ 2,160	\$ 29,340	\$ 31,500	614	245	369
77	Sun Valley R.C.	8133 Vineland Ave., Sun Valley, CA	Valley	6	\$ 25,520	\$ 76,500	\$ 102,020	2423	1067	1356
78	Sunland R.C.	8651 Foothill Blvd, Sunland, CA 91040	Valley	7	\$ 22,000	\$ 18,000	\$ 40,000	910	710	200
79	Sylmar Park R.C.	13109 Borden Ave, Los Angeles, CA	Valley	7	\$ 6,480	\$ 135,180	\$ 141,660	2819	917	1902
80	Toberman R.C.	1725 Toberman St., Los Angeles, CA	Metro	1	\$ 9,600	\$ 24,120	\$ 33,720	743	397	346
81	Trinity R.C.	2415 Trinity St., Los Angeles, CA 90011	Pacific	9	\$ 17,280	\$ 27,000	\$ 44,280	1232	534	698
82	Valley Plaza	12240 Archwood St., North Hollywood,	Valley	2	\$ 44,000	\$ 61,380	\$ 105,380	2757	1740	1017
83	Van Ness R.C.	5720 2nd Avenue, Los Angeles, CA	Pacific	8	\$ 6,080	\$ 42,300	\$ 48,380	873	180	693
84	Van Nuys R.C.	14301 Vanowen St., Van Nuys, CA 91405	Valley	6	\$ 11,600	\$ 70,560	\$ 82,160	1710	348	1362
85	Victory-Vineland R.C.	11117 Victory Blvd., North Hollywood,	Valley	2	\$ 7,280	\$ 58,140	\$ 65,420	1391	278	1113

**PROJECT PLAN
YOUTH SPORT PARTNERSHIP**



Attachment 3: Detail Recreation Centers

DOCUMENT NO.: LA28-005 Rev
FISCAL YEAR: 2024/2025

				1/25 - 6/30/25)			FY 2024/2025 (7			
				ollment Totals			Estimated Enr			
RECREATION CENTERS - Pre-qualified										
86	Vineyard R.C.	2942 Vineyard Ave, Los Angeles, CA	Pacific	10	\$ 16,880	\$ -	\$ 16,880	767	629	138
87	Wabash R.C.	2765 Wabash Ave, Los Angeles, CA	Metro	14	\$ 25,120	\$ 39,960	\$ 65,080	1685	889	796
88	Wilmington R.C.	325 N. Neptune Ave., Wilmington, CA	Pacific	15	\$ 880	\$ 42,480	\$ 43,360	593	146	447
89	Winnetka R.C.	8401 Winnetka Ave., Winnetka, CA	Valley	3	\$ 8,000	\$ 36,000	\$ 44,000	1450	600	850
90	Yucca Park Community Center	6671 Yucca St., Los Angeles, CA 90028	Metro	13	\$ 28,080	\$ 4,140	\$ 32,220	1160	1065	95
Subtotal Recreation Centers - Pre-qualified					\$ 1,773,680	\$ 4,258,440	\$ 6,032,120	148,458	82,157	66,301

**PROJECT PLAN
YOUTH SPORT PARTNERSHIP**



Attachment 3: Detail Recreation Centers

DOCUMENT NO.: LA28-005 Rev
FISCAL YEAR: 2024/2025

1/24 - 6/30/25)

ollment Totals

RECREATION CENTERS - Pre-qualified

Facility	Address	Region	CD	Estimated \$ Classes \$80	Estimated \$ Sports Leagues \$ 180	Estimated Total Classes + Sports Leagues
1	109th Street R.C.	1464 E. 109th St., Los Angeles, CA 90059	Pacific	15	\$ 56,720	\$ 90,540 \$ 147,260
2	Algin Sutton R.C.	8800 S. Hoover St., Los Angeles, CA	Pacific	8	\$ 92,320	\$ 76,680 \$ 169,000
3	Alpine R.C.	817 Yale St., Los Angeles, CA 90012	Metro	1	\$ 44,960	\$ 118,800 \$ 163,760
4	Andres and Maria Cardenas R.C.	14740 Blythe St., Panorama City, CA	Valley	6	\$ 37,520	\$ - \$ 37,520
5	Baldwin Hills R.C.	5401 Highlight Pl., Los Angeles, CA 90016	Pacific	10	\$ 65,200	\$ 152,100 \$ 217,300
6	Banning R.C.	1331 Eubank Ave, Wilmington, CA 90744	Pacific	15	\$ 31,520	\$ 66,780 \$ 98,300
7	Bellevue R.C.	826 Lucile Ave., Los Angeles, CA 90026	Metro	13	\$ 15,360	\$ 188,280 \$ 203,640
8	Boyle Heights Sports Center	933 South Mott St., Los Angeles, CA	Metro	14	\$ 46,640	\$ 197,460 \$ 244,100
9	Cabrillo Beach Bath House	3800 Stephen M White Drive, San Pedro,	Pacific	15	\$ 23,280	\$ 2,700 \$ 25,980
10	Central R.C.	1357 East 22nd St., Los Angeles, CA	Pacific	9	\$ 9,280	\$ 59,580 \$ 68,860
11	Chevy Chase R.C.	4165 Chevy Chase Dr., Los Angeles, CA	Metro	13	\$ 134,160	\$ 77,040 \$ 211,200
12	Costello R.C.	3141 E. Olympic Bl., Los Angeles, CA	Metro	14	\$ 616,560	\$ 309,600 \$ 926,160
13	Cypress Park R.C.	2630 Pepper Ave., Los Angeles, CA	Metro	1	\$ 91,520	\$ 91,260 \$ 182,780
14	David M. Gonzales/Pacoima R.C.	10943 Herrick Ave., Pacoima, CA 91331	Valley	7	\$ 88,800	\$ 189,180 \$ 277,980
15	Delano R.C.	15100 Erwin St., Van Nuys, CA 91411	Valley	6	\$ 36,080	\$ 534,060 \$ 570,140
16	Denker R.C.	1550 West 35th Pl., Los Angeles, CA	Pacific	8	\$ 30,080	\$ 39,240 \$ 69,320
17	Downey R.C.	1772 North Spring St, Los Angeles, CA	Metro	1	\$ 129,360	\$ 152,640 \$ 282,000
18	E. Wilmington Greenbelt Community Ce	918 North Sanford Ave., Wilmington, CA 9	Pacific	15	\$ 9,760	\$ 41,220 \$ 50,980
19	Echo Park R.C.	1632 Bellevue Ave, Los Angeles, CA	Metro	13	\$ 82,640	\$ 253,980 \$ 336,620
20	El Sereno R.C.	4721 Klamath St., Los Angeles, CA 90032	Metro	14	\$ 84,480	\$ 256,680 \$ 341,160
21	Elysian Valley R.C.	1811 Ripple St., Los Angeles, CA 90039	Metro	13	\$ 2,400	\$ 73,800 \$ 76,200
22	Evergreen R.C.	2844 E. 2nd St, Los Angeles, CA 90033	Metro	14	\$ 231,920	\$ 251,100 \$ 483,020
23	Expo Center/Roy Anderson R.C.	3980 South Bill Robertson Lane, Los	Expo	9	\$ 266,000	\$ 525,060 \$ 791,060
24	Fernangeles R.C.	8851 Laurel Canyon Blvd, Sun Valley, CA	Valley	6	\$ 94,560	\$ 283,140 \$ 377,700
25	Fred Roberts R.C.	4700 S. Honduras St., Los Angeles, CA	Pacific	9	\$ 13,680	\$ 64,800 \$ 78,480
26	Gilbert Lindsay R.C.	429 E. 42nd Pl., Los Angeles, CA 90011	Pacific	9	\$ 41,280	\$ 34,380 \$ 75,660
27	Glassell Park R.C.	3650 Verdugo Rd., Los Angeles, CA	Metro	1	\$ 16,800	\$ 93,960 \$ 110,760
28	Granada Hills R.C.	16730 Chatsworth St., Granada Hills, CA	Valley	12	\$ 22,400	\$ 306,000 \$ 328,400
29	Green Meadows R.C.	431 E. 89th St., Los Angeles, CA 90003	Pacific	9	\$ 88,240	\$ 294,660 \$ 382,900
30	Harbor City R.C.	24901 Frampton Ave, Harbor City, CA	Pacific	15	\$ 9,280	\$ 82,260 \$ 91,540
31	Hazard Park R.C.	2230 Norfolk St, Los Angeles, CA 90033	Metro	14	\$ 37,200	\$ 93,060 \$ 130,260
32	Highland Park R.C.	6150 N. Piedmont Avenue, Los Angeles,	Metro	1	\$ 57,440	\$ 223,380 \$ 280,820
33	Hollenbeck Park R.C.	415 S. St. Louis St, Los Angeles, CA 90033	Metro	14	\$ 90,000	\$ 37,080 \$ 127,080
34	Hollywood R.C.	1122 Cole Ave., Los Angeles, CA 90038	Metro	13	\$ 19,600	\$ 34,200 \$ 53,800
35	Hoover R.C.	1010 W. 25th St., Los Angeles, CA 90007	Metro	1	\$ 43,600	\$ 66,960 \$ 110,560
36	Hubert Humphrey R.C.	12560 Filmore St., Pacoima, CA 91331	Valley	7	\$ 44,640	\$ 283,860 \$ 328,500
37	Jackie Tatum Harvard R.C.	1535 W. 62nd St., Los Angeles, CA 90047	Pacific	8	\$ 103,920	\$ 117,540 \$ 221,460
38	Jim Gilliam R.C.	4000 S. La Brea Avenue, Los Angeles, CA	Pacific	10	\$ 28,960	\$ 23,940 \$ 52,900
39	Lafayette MultiPurpose Community Cer	625 South Lafayette Park Place, Los Angel	Metro	10	\$ 247,680	\$ 165,600 \$ 413,280
40	Lake Street Park	227 North Lake St., Los Angeles, CA	Metro	13	\$ 27,920	\$ 1,620 \$ 29,540

**PROJECT PLAN
YOUTH SPORT PARTNERSHIP**



Attachment 3: Detail Recreation Centers

DOCUMENT NO.: LA28-005 Rev
FISCAL YEAR: 2024/2025

				1/24 - 6/30/25)			
				Enrollment Totals			
RECREATION CENTERS - Pre-qualified							
41	Lanark R.C.	21816 Lanark St, Canoga Park, CA 91305	Valley	3	\$ 49,280	\$ 166,500	\$ 215,780
42	Leland R.C.	863 S. Herbert Ave, San Pedro, CA 90731	Pacific	15	\$ 16,000	\$ 36,000	\$ 52,000
43	Lemon Grove R.C.	4959 Lemon Grove Ave, Los Angeles, CA	Metro	13	\$ 64,960	\$ 50,220	\$ 115,180
44	Lincoln Heights R.C.	2303 Workman Street, Los Angeles, CA	Metro	1	\$ 71,440	\$ 42,840	\$ 114,280
45	Lincoln Heights Youth Center	2911 Altura Street, Los Angeles, CA 90031	Metro	1	\$ 141,680	\$ 39,420	\$ 181,100
46	Lincoln Park R.C.	3501 Valley Blvd, Los Angeles, CA 90031	Metro	1	\$ 29,520	\$ 37,260	\$ 66,780
47	Loren Miller R.C.	2717 Halldale Ave, Los Angeles, CA	Pacific	8	\$ 38,560	\$ 60,300	\$ 98,860
48	Macarthur Park R.C.	2230 W. 6th St., Los Angeles, CA 90057	Metro	1	\$ 120,720	\$ 86,040	\$ 206,760
49	Martin Luther King, Jr. R.C.	3916 S. Western Avenue, Los Angeles, CA	Pacific	8	\$ 12,000	\$ 37,080	\$ 49,080
50	Michelle and Barack Obama Sports	5001 Rodeo Rd, Los Angeles, CA 90016	Pacific	10	\$ 91,920	\$ 131,220	\$ 223,140
51	Mount Carmel R.C.	830 West 70th St., Los Angeles, CA	Pacific	8	\$ 90,160	\$ 70,020	\$ 160,180
52	Normandale R.C.	22400 S. Halldale Ave., Los Angeles, CA	Pacific	15	\$ 15,920	\$ 43,380	\$ 59,300
53	Normandie R.C.	1550 S. Normandie Avenue, Los Angeles,	Metro	1	\$ 43,120	\$ 228,060	\$ 271,180
54	North Hills Community Park	8756 N. Parthenia Pl, North Hills, CA	Valley	6	\$ -	\$ -	\$ -
55	North Hollywood R.C.	11430 Chandler Blvd, North Hollywood,	Valley	2	\$ 77,680	\$ 132,480	\$ 210,160
56	North Weddington R.C.	10844 Acama St., Studio City, CA 91602	Valley	2	\$ 6,000	\$ 58,500	\$ 64,500
57	Panorama City R.C.	8600 Hazeltine Ave., Panorama City, CA	Valley	6	\$ 20,000	\$ 99,000	\$ 119,000
58	Pecan R.C.	127 South Pecan St., Los Angeles, CA	Metro	14	\$ 132,240	\$ 240,480	\$ 372,720
59	Poinsettia R.C.	7341 Willoughby Ave, Los Angeles, CA	Metro	5	\$ 12,400	\$ 45,000	\$ 57,400
60	Queen Anne R.C.	1240 West Blvd, Los Angeles, CA 90019	Metro	10	\$ 22,080	\$ 241,380	\$ 263,460
61	Ramon Garcia R.C.	1016 S. Fresno Street, Los Angeles, CA	Metro	14	\$ 259,760	\$ 291,240	\$ 551,000
62	Reseda R.C.	18411 Victory Blvd, Reseda, CA 91335	Valley	3	\$ 46,720	\$ 108,720	\$ 155,440
63	Rio de Los Angeles State Park	1900 N. San Fernando Rd, Los Angeles,	Metro	1	\$ 119,440	\$ 113,220	\$ 232,660
64	Ritchie Valens R.C.	10736 Laurel Canyon Blvd, Pacoima, CA	Valley	7	\$ 37,040	\$ 290,520	\$ 327,560
65	Rose Hill R.C.	4530 Mercury Ave., Los Angeles, CA	Metro	14	\$ 181,440	\$ 195,660	\$ 377,100
66	Rosecrans R.C.	840 W. 149th St., Gardena, CA 90247	Pacific	15	\$ 40,640	\$ 110,160	\$ 150,800
67	Ross Snyder R.C.	1501 East 41st St., Los Angeles, CA	Pacific	9	\$ 125,520	\$ 190,080	\$ 315,600
68	Seoul International Park	3250 San Marino St., Los Angeles, CA	Pacific	10	\$ 42,800	\$ 209,160	\$ 251,960
69	Sepulveda R.C.	8825 Kester Ave., Panorama City 91405	Valley	6	\$ 37,600	\$ 54,540	\$ 92,140
70	Shatto R.C.	3191 West 4th St, Los Angeles, CA 90020	Metro	13	\$ 192,640	\$ 182,880	\$ 375,520
71	Slauson R.C.	5306 S. Compton Ave., Los Angeles, CA	Pacific	9	\$ 14,960	\$ 92,340	\$ 107,300
72	South Park R.C.	345 East 51st St., Los Angeles, CA 90011	Pacific	9	\$ 57,520	\$ 35,460	\$ 92,980
73	South Seas House	2301 West 24th St., Los Angeles CA 90018	Metro	10	\$ 16,320	\$ 540	\$ 16,860
74	St. Andrews R.C.	8701 Saint Andrews Place, Los Angeles,	Pacific	8	\$ 53,760	\$ 71,280	\$ 125,040
75	State Street R.C.	716 North State St., Los Angeles, CA	Metro	14	\$ 297,360	\$ 140,220	\$ 437,580
76	Stonehurst R.C.	9901 Dronfield St., Sun Valley, CA 91352	Valley	7	\$ 19,600	\$ 66,420	\$ 86,020
77	Sun Valley R.C.	8133 Vineland Ave., Sun Valley, CA	Valley	6	\$ 85,360	\$ 244,080	\$ 329,440
78	Sunland R.C.	8651 Foothill Blvd, Sunland, CA 91040	Valley	7	\$ 56,800	\$ 36,000	\$ 92,800
79	Sylmar Park R.C.	13109 Borden Ave, Los Angeles, CA	Valley	7	\$ 73,360	\$ 342,360	\$ 415,720
80	Toberman R.C.	1725 Toberman St., Los Angeles, CA	Metro	1	\$ 31,760	\$ 62,280	\$ 94,040
81	Trinity R.C.	2415 Trinity St., Los Angeles, CA 90011	Pacific	9	\$ 42,720	\$ 125,640	\$ 168,360
82	Valley Plaza	12240 Archwood St., North Hollywood,	Valley	2	\$ 139,200	\$ 183,060	\$ 322,260
83	Van Ness R.C.	5720 2nd Avenue, Los Angeles, CA	Pacific	8	\$ 14,400	\$ 124,740	\$ 139,140
84	Van Nuys R.C.	14301 Vanowen St., Van Nuys, CA 91405	Valley	6	\$ 27,840	\$ 245,160	\$ 273,000
85	Victory-Vineland R.C.	11117 Victory Blvd., North Hollywood,	Valley	2	\$ 22,240	\$ 200,340	\$ 222,580

**PROJECT PLAN
YOUTH SPORT PARTNERSHIP**



Attachment 3: Detail Recreation Centers

DOCUMENT NO.: LA28-005 Rev
FISCAL YEAR: 2024/2025

/1/24 - 6/30/25)
ollment Totals

RECREATION CENTERS - Pre-qualified							
86	Vineyard R.C.	2942 Vineyard Ave, Los Angeles, CA	Pacific	10	\$ 50,320	\$ 24,840	\$ 75,160
87	Wabash R.C.	2765 Wabash Ave, Los Angeles, CA	Metro	14	\$ 71,120	\$ 143,280	\$ 214,400
88	Wilmington R.C.	325 N. Neptune Ave., Wilmington, CA	Pacific	15	\$ 11,680	\$ 80,460	\$ 92,140
89	Winnetka R.C.	8401 Winnetka Ave., Winnetka, CA	Valley	3	\$ 48,000	\$ 153,000	\$ 201,000
90	Yucca Park Community Center	6671 Yucca St., Los Angeles, CA 90028	Metro	13	\$ 85,200	\$ 17,100	\$ 102,300
Subtotal Recreation Centers - Pre-qualified					\$ 6,572,560	\$ 11,934,180	\$ 18,506,740

**PROJECT PLAN
YOUTH SPORT PARTNERSHIP**



Attachment 3: Detail Recreation Centers

DOCUMENT NO.: LA28-005 Rev
FISCAL YEAR: 2024/2025

RECREATION CENTERS - Non Pre-qualified (w/ self certification)				Summer 2018			Fall 2018		
				Actual Enrollment (Baseline) Totals			Actual Enrollment (Baseline) Totals		
Facility	Address	Region	CD	Actual Enrollment (Baseline) - Classes	Actual Enrollment (Baseline) Sports Leagues	Actual (Baseline) Total Enrollment	Actual Enrollment (Baseline) - Classes	Actual Enrollment (Baseline) Sports Leagues	Actual (Baseline) Total Enrollment
1	Balboa Sports Complex	17015 Burbank Blvd., Encino, CA 91316	Valley	6	149	630	779	112	112
2	Barrington R.C.	333 S. Barrington Ave., Los Angeles, CA	Valley	11	78	249	327	9	9
3	Bogdanovich R.C.	1920 Cumbre Drive, San Pedro, CA 90732	Pacific	15			0	229	229
4	Branford R.C.	13306 Branford St., Arleta, CA 91331	Valley	6		431	431	69	69
5	Carlin G. Smith R.C.	511 West Ave 46, Los Angeles, CA 90065	Metro	1	19		19	35	35
6	Chatsworth Park South	22360 Devonshire St., Chatsworth, CA	Valley	12	9		9	21	21
7	Cheviot Hills R.C.	2551 Motor Ave., Los Angeles, CA 90064	Valley	5		1275	1275	150	150
8	Crestwood Hills R.C.	1000 Hanley Ave., Los Angeles, CA 90049	Valley	11			0		0
9	Culver Slauson R.C.	5072 S. Slauson Ave., Culver City, CA	Pacific	11		20	20	7	7
10	Eagle Rock R.C.	1100 Eagle Vista Dr., Los Angeles, CA	Metro	14	43	341	384	5	5
11	Encino Community Center	4935 Balboa Blvd, Encino, CA 91316	Valley	5	90		90		0
12	Lakeview Terrace R.C.	11075 Foothill Blvd, Lakeview Terrace,	Valley	7	93	117	210	111	126
13	Mar Vista R.C.	11430 Woodbine Ave., Los Angeles, CA	Valley	11	58	509	567		0
14	Mason Park R.C.	10500 Mason Ave, Chatsworth, CA 91311	Valley	12	125	233	358		25
15	Montecito Heights R.C.	4545 Homer St., Los Angeles, CA 90031	Metro	1	71	110	181	101	101
16	Northridge R.C.	18300 Lemarsh St., Northridge, CA 91324	Valley	12	154	335	489	1	1
17	Oakwood R.C.	767 California Ave, Venice, CA 90291	Valley	11	17	70	87	35	35
18	Palisades R.C.	851 Alma Real Dr., Pacific Palisades, CA	Valley	11	37	493	530	18	18
19	Palms R.C.	2950 Overland Ave., Los Angeles, CA	Valley	5	14	64	78	5	5
20	Pan Pacific Park R.C.	7600 Beverly Blvd., Los Angeles, CA	Metro	4	45	290	335	92	149
21	Peck Park Community Center	560 North Western Ave., San Pedro, CA	Pacific	15	4	153	157	22	22
22	Penmar R.C.	1341 Lake St, Los Angeles, CA 90291	Valley	11	10	363	373	43	67
23	Ramona Hall	4580 N. Figueroa St., Los Angeles, CA	Metro	1	164	0	164	174	174
24	Robertson R.C.	1641 Preuss Rd., Los Angeles, CA 90035	Pacific	5			0		0
25	Rustic Canyon R.C.	601 Latimer Rd., Santa Monica, CA 90402	Valley	11	5		5	9	9
26	Shadow Ranch R.C.	22633 Vanowen St, West Hills, CA 91307	Valley	12	137		137	50	50
27	Silver Lake R.C.	1850 West Silver Lake Dr., Los Angeles,	Metro	13	103	193	296	32	32
28	Stoner R.C.	1835 Stoner Ave., Los Angeles, CA 90025	Valley	11	96	87	183	76	76
29	Studio City R.C.	12621 Rye St., Studio City, CA 91604	Valley	2	25	375	400	136	162
30	Tarzana R.C.	5655 Vanalden Ave., Tarzana, CA 91356	Valley	3	26	374	400	19	19
31	Van Nuys Sherman Oaks R.C.	14201 Huston St., Sherman Oaks, CA	Valley	2	100	331	431	119	491
32	Westchester R.C.	7000 W. Manchester Ave., Los Angeles,	Pacific	11		279	279	120	120
33	Westwood R.C.	1350 S. Sepulveda Blvd, Los Angeles, CA	Valley	5	289	399	688	16	16
34	Woodland Hills R.C.	5858 Shoup Ave., Woodland Hills, CA	Valley	3	374	468	842	7	7
35	Yosemite R.C.	1840 Yosemite Dr., Los Angeles, CA	Metro	14	33	333	366	64	296
Subtotal Recreation Centers - Non Pre-qualified (with self certification)				2,368	8,522	10,890	1,394	1,244	2,638
Total Recreation Centers				8,707	20,387	29,094	6,479	4,616	11,095

**PROJECT PLAN
YOUTH SPORT PARTNERSHIP**



Attachment 3: Detail Recreation Centers

DOCUMENT NO.: LA28-005 Rev
FISCAL YEAR: 2024/2025

				FY 2018/2019: BASELINE						
				Winter 2019			Spring 2019			
RECREATION CENTERS - Non Pre-qualified (w/ self certification)				Actual Enrollment (Baseline) Totals			Actual Enrollment (Baseline) Totals			
Facility	Address	Region	CD	Actual Enrollment (Baseline) - Classes	Actual Enrollment (Baseline) Sports Leagues	Actual (Baseline) Total Enrollment	Actual Enrollment (Baseline) - Classes	Actual Enrollment (Baseline) Sports Leagues	Actual (Baseline) Total Enrollment	
1	Balboa Sports Complex	17015 Burbank Blvd., Encino, CA 91316	Valley	6	143	411	554	188	282	470
2	Barrington R.C.	333 S. Barrington Ave., Los Angeles, CA	Valley	11	42	357	399	25	248	273
3	Bogdanovich R.C.	1920 Cumbre Drive, San Pedro, CA 90732	Pacific	15		442	442		225	225
4	Branford R.C.	13306 Branford St., Arleta, CA 91331	Valley	6	8	194	202	2	302	304
5	Carlin G. Smith R.C.	511 West Ave 46, Los Angeles, CA 90065	Metro	1	42		42	24		24
6	Chatsworth Park South	22360 Devonshire St., Chatsworth, CA	Valley	12	24	5	29	32	6	38
7	Cheviot Hills R.C.	2551 Motor Ave., Los Angeles, CA 90064	Valley	5	104	1712	1816	213		213
8	Crestwood Hills R.C.	1000 Hanley Ave., Los Angeles, CA 90049	Valley	11			0			0
9	Culver Slauson R.C.	5072 S. Slauson Ave., Culver City, CA	Pacific	11			0			0
10	Eagle Rock R.C.	1100 Eagle Vista Dr., Los Angeles, CA	Metro	14	50	155	205	93	243	336
11	Encino Community Center	4935 Balboa Blvd, Encino, CA 91316	Valley	5	72		72	132		132
12	Lakeview Terrace R.C.	11075 Foothill Blvd, Lakeview Terrace,	Valley	7	105	107	212	160	88	248
13	Mar Vista R.C.	11430 Woodbine Ave., Los Angeles, CA	Valley	11	107	399	506	53	665	718
14	Mason Park R.C.	10500 Mason Ave, Chatsworth, CA 91311	Valley	12	137	668	805	228	8	236
15	Montecito Heights R.C.	4545 Homer St., Los Angeles, CA 90031	Metro	1	93	115	208	124	289	413
16	Northridge R.C.	18300 Lemarsh St., Northridge, CA 91324	Valley	12	47	450	497	74	807	881
17	Oakwood R.C.	767 California Ave, Venice, CA 90291	Valley	11	15	76	91		53	53
18	Palisades R.C.	851 Alma Real Dr., Pacific Palisades, CA	Valley	11	43	1181	1224	118	181	299
19	Palms R.C.	2950 Overland Ave., Los Angeles, CA	Valley	5	10	196	206	8		8
20	Pan Pacific Park R.C.	7600 Beverly Blvd., Los Angeles, CA	Metro	4	109	399	508	122	287	409
21	Peck Park Community Center	560 North Western Ave., San Pedro, CA	Pacific	15	14	150	164	15	186	201
22	Penmar R.C.	1341 Lake St, Los Angeles, CA 90291	Valley	11	43	209	252	14	229	243
23	Ramona Hall	4580 N. Figueroa St., Los Angeles, CA	Metro	1	128	0	128	150	0	150
24	Robertson R.C.	1641 Preuss Rd., Los Angeles, CA 90035	Pacific	5			0			0
25	Rustic Canyon R.C.	601 Latimer Rd., Santa Monica, CA 90402	Valley	11	9		9	16		16
26	Shadow Ranch R.C.	22633 Vanowen St, West Hills, CA 91307	Valley	12	114		114	107		107
27	Silver Lake R.C.	1850 West Silver Lake Dr., Los Angeles,	Metro	13	43	647	690	77	102	179
28	Stoner R.C.	1835 Stoner Ave., Los Angeles, CA 90025	Valley	11	88	98	186	25	69	94
29	Studio City R.C.	12621 Rye St., Studio City, CA 91604	Valley	2	128	463	591	44	297	341
30	Tarzana R.C.	5655 Vanalden Ave., Tarzana, CA 91356	Valley	3	31	173	204	27	236	263
31	Van Nuys Sherman Oaks R.C.	14201 Huston St., Sherman Oaks, CA	Valley	2	167	360	527	20	420	440
32	Westchester R.C.	7000 W. Manchester Ave., Los Angeles,	Pacific	11		357	357		86	86
33	Westwood R.C.	1350 S. Sepulveda Blvd, Los Angeles, CA	Valley	5	296	260	556	347	274	621
34	Woodland Hills R.C.	5858 Shoup Ave., Woodland Hills, CA	Valley	3	190	1001	1191	202	358	560
35	Yosemite R.C.	1840 Yosemite Dr., Los Angeles, CA	Metro	14	61	350	411	59	324	383
Subtotal Recreation Centers - Non Pre-qualified (with self certification)				2,463	10,935	13,398	2,699	6,265	8,964	
Total Recreation Centers				9,311	23,053	32,364	10,581	21,488	32,069	

**PROJECT PLAN
YOUTH SPORT PARTNERSHIP**



Attachment 3: Detail Recreation Centers

DOCUMENT NO.: LA28-005 Rev
FISCAL YEAR: 2024/2025

RECREATION CENTERS - Non Pre-qualified (w/ self certification)				FY 2018/2019			
				Actual Enrollment (Baseline) Totals			
Facility	Address	Region	CD	Actual Enrollment (Baseline) - Classes	Actual Enrollment (Baseline) Sports Leagues	Actual (Baseline) Total Enrollment	
1	Balboa Sports Complex	17015 Burbank Blvd., Encino, CA 91316	Valley	6	592	1323	1915
2	Barrington R.C.	333 S. Barrington Ave., Los Angeles, CA	Valley	11	154	854	1008
3	Bogdanovich R.C.	1920 Cumbre Drive, San Pedro, CA 90732	Pacific	15	0	896	896
4	Branford R.C.	13306 Branford St., Arleta, CA 91331	Valley	6	79	927	1006
5	Carlin G. Smith R.C.	511 West Ave 46, Los Angeles, CA 90065	Metro	1	120	0	120
6	Chatsworth Park South	22360 Devonshire St., Chatsworth, CA	Valley	12	86	11	97
7	Cheviot Hills R.C.	2551 Motor Ave., Los Angeles, CA 90064	Valley	5	467	2987	3454
8	Crestwood Hills R.C.	1000 Hanley Ave., Los Angeles, CA 90049	Valley	11	0	0	0
9	Culver Slauson R.C.	5072 S. Slauson Ave., Culver City, CA	Pacific	11	7	20	27
10	Eagle Rock R.C.	1100 Eagle Vista Dr., Los Angeles, CA	Metro	14	191	739	930
11	Encino Community Center	4935 Balboa Blvd, Encino, CA 91316	Valley	5	294	0	294
12	Lakeview Terrace R.C.	11075 Foothill Blvd, Lakeview Terrace, CA	Valley	7	469	327	796
13	Mar Vista R.C.	11430 Woodbine Ave., Los Angeles, CA	Valley	11	218	1573	1791
14	Mason Park R.C.	10500 Mason Ave, Chatsworth, CA 91311	Valley	12	490	934	1424
15	Montecito Heights R.C.	4545 Homer St., Los Angeles, CA 90031	Metro	1	288	615	903
16	Northridge R.C.	18300 Lemarsh St., Northridge, CA 91324	Valley	12	275	1593	1868
17	Oakwood R.C.	767 California Ave, Venice, CA 90291	Valley	11	32	234	266
18	Palisades R.C.	851 Alma Real Dr., Pacific Palisades, CA	Valley	11	216	1855	2071
19	Palms R.C.	2950 Overland Ave., Los Angeles, CA	Valley	5	37	260	297
20	Pan Pacific Park R.C.	7600 Beverly Blvd., Los Angeles, CA	Metro	4	368	1033	1401
21	Peck Park Community Center	560 North Western Ave., San Pedro, CA	Pacific	15	55	489	544
22	Penmar R.C.	1341 Lake St, Los Angeles, CA 90291	Valley	11	110	825	935
23	Ramona Hall	4580 N. Figueroa St., Los Angeles, CA	Metro	1	616	0	616
24	Robertson R.C.	1641 Preuss Rd., Los Angeles, CA 90035	Pacific	5	0	0	0
25	Rustic Canyon R.C.	601 Latimer Rd., Santa Monica, CA 90402	Valley	11	39	0	39
26	Shadow Ranch R.C.	22633 Vanowen St, West Hills, CA 91307	Valley	12	408	0	408
27	Silver Lake R.C.	1850 West Silver Lake Dr., Los Angeles, CA	Metro	13	255	942	1197
28	Stoner R.C.	1835 Stoner Ave., Los Angeles, CA 90025	Valley	11	285	254	539
29	Studio City R.C.	12621 Rye St., Studio City, CA 91604	Valley	2	333	1161	1494
30	Tarzana R.C.	5655 Vanalden Ave., Tarzana, CA 91356	Valley	3	103	783	886
31	Van Nuys Sherman Oaks R.C.	14201 Huston St., Sherman Oaks, CA	Valley	2	406	1483	1889
32	Westchester R.C.	7000 W. Manchester Ave., Los Angeles, CA	Pacific	11	0	842	842
33	Westwood R.C.	1350 S. Sepulveda Blvd, Los Angeles, CA	Valley	5	948	933	1881
34	Woodland Hills R.C.	5858 Shoup Ave., Woodland Hills, CA	Valley	3	766	1834	2600
35	Yosemite R.C.	1840 Yosemite Dr., Los Angeles, CA	Metro	14	217	1239	1456
Subtotal Recreation Centers - Non Pre-qualified (with self certification)					8,924	26,966	35,890
Total Recreation Centers					35,078	69,544	104,622

Summer 2024 (7/1/24 - 6/30/25)		
Estimated Enrollment		
Estimated Total Enrollment	Estimated Enrollment - Classes	Estimated Enrollment - Sports Leagues
157	29	128
66	16	50
0	0	0
117	30	87
5	5	0
5	5	0
255	0	255
0	0	0
5	0	5
77	9	68
18	18	0
42	19	23
113	11	102
72	25	47
36	14	22
98	31	67
19	5	14
106	7	99
18	5	13
67	9	58
36	5	31
78	5	73
0	0	0
0	0	0
5	5	0
27	27	0
60	21	39
36	19	17
80	5	75
80	5	75
86	20	66
56	0	56
94	47	47
169	75	94
73	6	67
2,156	478	1,678
35,605	22,094	13,511

**PROJECT PLAN
YOUTH SPORT PARTNERSHIP**



Attachment 3: Detail Recreation Centers

DOCUMENT NO.: LA28-005 Rev
FISCAL YEAR: 2024/2025

				1/24 - 9/30/24			Fall 2024 (10/1 - 12/31/24)			
RECREATION CENTERS - Non Pre-qualified (w/ self certification)				Enrollment Totals			Estimated Enrollment			
Facility	Address	Region	CD	Estimated \$ Classes \$80	Estimated \$ Sports Leagues \$ 180	Estimated Total Classes + Sports Leagues	Estimated Total Enrollment	Estimated Enrollment - Classes	Estimated Enrollment - Sports Leagues	
1	Balboa Sports Complex	17015 Burbank Blvd., Encino, CA 91316	Valley	6	\$ 2,320	\$ 23,040	\$ 25,360.00	22	22	0
2	Barrington R.C.	333 S. Barrington Ave., Los Angeles, CA	Valley	11	\$ 1,280	\$ 9,000	\$ 10,280.00	2	2	0
3	Bogdanovich R.C.	1920 Cumbre Drive, San Pedro, CA 90732	Pacific	15	\$ -	\$ -	\$ -	46	0	46
4	Branford R.C.	13306 Branford St., Arleta, CA 91331	Valley	6	\$ 2,400	\$ 15,660	\$ 18,060.00	14	14	0
5	Carlin G. Smith R.C.	511 West Ave 46, Los Angeles, CA 90065	Metro	1	\$ 400	\$ -	\$ 400.00	7	7	0
6	Chatsworth Park South	22360 Devonshire St., Chatsworth, CA	Valley	12	\$ 400	\$ -	\$ 400.00	4	4	0
7	Cheviot Hills R.C.	2551 Motor Ave., Los Angeles, CA 90064	Valley	5	\$ -	\$ 45,900	\$ 45,900.00	30	30	0
8	Crestwood Hills R.C.	1000 Hanley Ave., Los Angeles, CA 90049	Valley	11	\$ -	\$ -	\$ -	0	0	0
9	Culver Slauson R.C.	5072 S. Slauson Ave., Culver City, CA	Pacific	11	\$ -	\$ 900	\$ 900.00	1	1	0
10	Eagle Rock R.C.	1100 Eagle Vista Dr., Los Angeles, CA	Metro	14	\$ 720	\$ 12,240	\$ 12,960.00	1	1	0
11	Encino Community Center	4935 Balboa Blvd, Encino, CA 91316	Valley	5	\$ 1,440	\$ -	\$ 1,440.00	0	0	0
12	Lakeview Terrace R.C.	11075 Foothill Blvd, Lakeview Terrace, CA	Valley	7	\$ 1,520	\$ 4,140	\$ 5,660.00	25	22	3
13	Mar Vista R.C.	11430 Woodbine Ave., Los Angeles, CA	Valley	11	\$ 880	\$ 18,360	\$ 19,240.00	0	0	0
14	Mason Park R.C.	10500 Mason Ave, Chatsworth, CA 91311	Valley	12	\$ 2,000	\$ 8,460	\$ 10,460.00	5	0	5
15	Montecito Heights R.C.	4545 Homer St., Los Angeles, CA 90031	Metro	1	\$ 1,120	\$ 3,960	\$ 5,080.00	20	0	20
16	Northridge R.C.	18300 Lemarsh St., Northridge, CA 91324	Valley	12	\$ 2,480	\$ 12,060	\$ 14,540.00	0	0	0
17	Oakwood R.C.	767 California Ave, Venice, CA 90291	Valley	11	\$ 400	\$ 2,520	\$ 2,920.00	7	0	7
18	Palisades R.C.	851 Alma Real Dr., Pacific Palisades, CA	Valley	11	\$ 560	\$ 17,820	\$ 18,380.00	4	4	0
19	Palms R.C.	2950 Overland Ave., Los Angeles, CA	Valley	5	\$ 400	\$ 2,340	\$ 2,740.00	1	1	0
20	Pan Pacific Park R.C.	7600 Beverly Blvd., Los Angeles, CA	Metro	4	\$ 720	\$ 10,440	\$ 11,160.00	30	18	11
21	Peck Park Community Center	560 North Western Ave., San Pedro, CA	Pacific	15	\$ 400	\$ 5,580	\$ 5,980.00	4	4	0
22	Penmar R.C.	1341 Lake St, Los Angeles, CA 90291	Valley	11	\$ 400	\$ 13,140	\$ 13,540.00	13	9	5
23	Ramona Hall	4580 N. Figueroa St., Los Angeles, CA	Metro	1	\$ -	\$ -	\$ -	40	40	0
24	Robertson R.C.	1641 Preuss Rd., Los Angeles, CA 90035	Pacific	5	\$ -	\$ -	\$ -	0	0	0
25	Rustic Canyon R.C.	601 Latimer Rd., Santa Monica, CA 90402	Valley	11	\$ 400	\$ -	\$ 400.00	2	2	0
26	Shadow Ranch R.C.	22633 Vanowen St, West Hills, CA 91307	Valley	12	\$ 2,160	\$ -	\$ 2,160.00	10	10	0
27	Silver Lake R.C.	1850 West Silver Lake Dr., Los Angeles, CA	Metro	13	\$ 1,680	\$ 7,020	\$ 8,700.00	6	6	0
28	Stoner R.C.	1835 Stoner Ave., Los Angeles, CA 90025	Valley	11	\$ 1,520	\$ 3,060	\$ 4,580.00	15	15	0
29	Studio City R.C.	12621 Rye St., Studio City, CA 91604	Valley	2	\$ 400	\$ 13,500	\$ 13,900.00	32	27	5
30	Tarzana R.C.	5655 Vanalden Ave., Tarzana, CA 91356	Valley	3	\$ 400	\$ 13,500	\$ 13,900.00	4	4	0
31	Van Nuys Sherman Oaks R.C.	14201 Huston St., Sherman Oaks, CA	Valley	2	\$ 1,600	\$ 11,880	\$ 13,480.00	98	24	74
32	Westchester R.C.	7000 W. Manchester Ave., Los Angeles, CA	Pacific	11	\$ -	\$ 10,080	\$ 10,080.00	24	0	24
33	Westwood R.C.	1350 S. Sepulveda Blvd, Los Angeles, CA	Valley	5	\$ 3,760	\$ 8,460	\$ 12,220.00	94	47	47
34	Woodland Hills R.C.	5858 Shoup Ave., Woodland Hills, CA	Valley	3	\$ 6,000	\$ 16,920	\$ 22,920.00	1	0	1
35	Yosemite R.C.	1840 Yosemite Dr., Los Angeles, CA	Metro	14	\$ 480	\$ 12,060	\$ 12,540.00	59	13	46
Subtotal Recreation Centers - Non Pre-qualified (with self certification)					\$ 38,240	\$ 302,040	\$ 340,280	624	328	296
Total Recreation Centers					\$ 1,767,520	\$ 2,431,980	\$ 4,199,500	35,755	20,393	15,362

**PROJECT PLAN
YOUTH SPORT PARTNERSHIP**



Attachment 3: Detail Recreation Centers

DOCUMENT NO.: LA28-005 Rev
FISCAL YEAR: 2024/2025

				FY 2024/2025 PROJ			Winter 2025 (1/24 - 12/31/24)			
RECREATION CENTERS - Non Pre-qualified (w/ self certification)				Enrollment Totals			Estimated Enr			
Facility	Address	Region	CD	Estimated \$ Classes \$80	Estimated \$ Sports Leagues \$ 180	Estimated Total Classes + Sports Leagues	Estimated Total Enrollment	Estimated Enrollment - Classes	Estimated Enrollment - Sports Leagues	
1	Balboa Sports Complex	17015 Burbank Blvd., Encino, CA 91316	Valley	6	\$ 1,792	\$ -	\$ 1,792.00	111	29	82
2	Barrington R.C.	333 S. Barrington Ave., Los Angeles, CA	Valley	11	\$ 144	\$ -	\$ 144.00	80	8	71
3	Bogdanovich R.C.	1920 Cumbre Drive, San Pedro, CA 90732	Pacific	15	\$ -	\$ 8,244	\$ 8,244.00	88	0	88
4	Branford R.C.	13306 Branford St., Arleta, CA 91331	Valley	6	\$ 1,104	\$ -	\$ 1,104.00	40	2	39
5	Carlin G. Smith R.C.	511 West Ave 46, Los Angeles, CA 90065	Metro	1	\$ 560	\$ -	\$ 560.00	8	8	0
6	Chatsworth Park South	22360 Devonshire St., Chatsworth, CA	Valley	12	\$ 336	\$ -	\$ 336.00	6	5	1
7	Cheviot Hills R.C.	2551 Motor Ave., Los Angeles, CA 90064	Valley	5	\$ 2,400	\$ -	\$ 2,400.00	363	21	342
8	Crestwood Hills R.C.	1000 Hanley Ave., Los Angeles, CA 90049	Valley	11	\$ -	\$ -	\$ -	0	0	0
9	Culver Slauson R.C.	5072 S. Slauson Ave., Culver City, CA	Pacific	11	\$ 112	\$ -	\$ 112.00	0	0	0
10	Eagle Rock R.C.	1100 Eagle Vista Dr., Los Angeles, CA	Metro	14	\$ 80	\$ -	\$ 80.00	41	10	31
11	Encino Community Center	4935 Balboa Blvd, Encino, CA 91316	Valley	5	\$ -	\$ -	\$ -	14	14	0
12	Lakeview Terrace R.C.	11075 Foothill Blvd, Lakeview Terrace, CA	Valley	7	\$ 1,776	\$ 540	\$ 2,316.00	42	21	21
13	Mar Vista R.C.	11430 Woodbine Ave., Los Angeles, CA	Valley	11	\$ -	\$ -	\$ -	101	21	80
14	Mason Park R.C.	10500 Mason Ave, Chatsworth, CA 91311	Valley	12	\$ -	\$ 900	\$ 900.00	161	27	134
15	Montecito Heights R.C.	4545 Homer St., Los Angeles, CA 90031	Metro	1	\$ -	\$ 3,636	\$ 3,636.00	42	19	23
16	Northridge R.C.	18300 Lemarsh St., Northridge, CA 91324	Valley	12	\$ -	\$ 36	\$ 36.00	99	9	90
17	Oakwood R.C.	767 California Ave, Venice, CA 90291	Valley	11	\$ -	\$ 1,260	\$ 1,260.00	18	3	15
18	Palisades R.C.	851 Alma Real Dr., Pacific Palisades, CA	Valley	11	\$ 288	\$ -	\$ 288.00	245	9	236
19	Palms R.C.	2950 Overland Ave., Los Angeles, CA	Valley	5	\$ 80	\$ -	\$ 80.00	41	2	39
20	Pan Pacific Park R.C.	7600 Beverly Blvd., Los Angeles, CA	Metro	4	\$ 1,472	\$ 2,052	\$ 3,524.00	102	22	80
21	Peck Park Community Center	560 North Western Ave., San Pedro, CA	Pacific	15	\$ 352	\$ -	\$ 352.00	33	3	30
22	Penmar R.C.	1341 Lake St, Los Angeles, CA 90291	Valley	11	\$ 688	\$ 864	\$ 1,552.00	50	9	42
23	Ramona Hall	4580 N. Figueroa St., Los Angeles, CA	Metro	1	\$ 3,200	\$ -	\$ 3,200.00	37	37	0
24	Robertson R.C.	1641 Preuss Rd., Los Angeles, CA 90035	Pacific	5	\$ -	\$ -	\$ -	0	0	0
25	Rustic Canyon R.C.	601 Latimer Rd., Santa Monica, CA 90402	Valley	11	\$ 144	\$ -	\$ 144.00	2	2	0
26	Shadow Ranch R.C.	22633 Vanowen St, West Hills, CA 91307	Valley	12	\$ 800	\$ -	\$ 800.00	23	23	0
27	Silver Lake R.C.	1850 West Silver Lake Dr., Los Angeles, CA	Metro	13	\$ 512	\$ -	\$ 512.00	138	9	129
28	Stoner R.C.	1835 Stoner Ave., Los Angeles, CA 90025	Valley	11	\$ 1,216	\$ -	\$ 1,216.00	37	18	20
29	Studio City R.C.	12621 Rye St., Studio City, CA 91604	Valley	2	\$ 2,176	\$ 936	\$ 3,112.00	118	26	93
30	Tarzana R.C.	5655 Vanalden Ave., Tarzana, CA 91356	Valley	3	\$ 304	\$ -	\$ 304.00	41	6	35
31	Van Nuys Sherman Oaks R.C.	14201 Huston St., Sherman Oaks, CA	Valley	2	\$ 1,904	\$ 13,392	\$ 15,296.00	105	33	72
32	Westchester R.C.	7000 W. Manchester Ave., Los Angeles, CA	Pacific	11	\$ -	\$ 4,320	\$ 4,320.00	71	0	71
33	Westwood R.C.	1350 S. Sepulveda Blvd, Los Angeles, CA	Valley	5	\$ 3,760	\$ 8,460	\$ 12,220.00	94	47	47
34	Woodland Hills R.C.	5858 Shoup Ave., Woodland Hills, CA	Valley	3	\$ -	\$ 252	\$ 252.00	238	38	200
35	Yosemite R.C.	1840 Yosemite Dr., Los Angeles, CA	Metro	14	\$ 1,024	\$ 8,352	\$ 9,376.00	82	12	70
Subtotal Recreation Centers - Non Pre-qualified (with self certification)					\$ 26,224	\$ 53,244	\$ 79,468	2,674	492	2,182
Total Recreation Centers					\$ 1,631,424	\$ 2,765,124	\$ 4,396,548	36,723	18,797	17,926

**PROJECT PLAN
YOUTH SPORT PARTNERSHIP**



Attachment 3: Detail Recreation Centers

DOCUMENT NO.: LA28-005 Rev
FISCAL YEAR: 2024/2025

PROJECT PLAN (ESTIMATE)

1/25 - 3/31/25)

Spring 2025 (4/

RECREATION CENTERS - Non Pre-qualified (w/ self certification)				Enrollment Totals			Spring 2025 (4/		
Facility	Address	Region	CD	Estimated \$ Classes \$80	Estimated \$ Sports Leagues 180	Estimated Total Classes + Sports Leagues	Estimated Total Enrollment	Estimated Enrollment - Classes	Estimated Enrollment - Sports Leagues
1 Balboa Sports Complex	17015 Burbank Blvd., Encino, CA 91316	Valley	6	\$ 2,288	\$ 14,796	\$ 17,084.00	94	38	56
2 Barrington R.C.	333 S. Barrington Ave., Los Angeles, CA	Valley	11	\$ 672	\$ 12,852	\$ 13,524.00	55	5	50
3 Bogdanovich R.C.	1920 Cumbre Drive, San Pedro, CA 90732	Pacific	15	\$ -	\$ 15,912	\$ 15,912.00	45	0	45
4 Branford R.C.	13306 Branford St., Arleta, CA 91331	Valley	6	\$ 128	\$ 6,984	\$ 7,112.00	61	0	60
5 Carlin G. Smith R.C.	511 West Ave 46, Los Angeles, CA 90065	Metro	1	\$ 672	\$ -	\$ 672.00	5	5	0
6 Chatsworth Park South	22360 Devonshire St., Chatsworth, CA	Valley	12	\$ 384	\$ 180	\$ 564.00	8	6	1
7 Cheviot Hills R.C.	2551 Motor Ave., Los Angeles, CA 90064	Valley	5	\$ 1,664	\$ 61,632	\$ 63,296.00	43	43	0
8 Crestwood Hills R.C.	1000 Hanley Ave., Los Angeles, CA 90049	Valley	11	\$ -	\$ -	\$ -	0	0	0
9 Culver Slauson R.C.	5072 S. Slauson Ave., Culver City, CA	Pacific	11	\$ -	\$ -	\$ -	0	0	0
10 Eagle Rock R.C.	1100 Eagle Vista Dr., Los Angeles, CA	Metro	14	\$ 800	\$ 5,580	\$ 6,380.00	67	19	49
11 Encino Community Center	4935 Balboa Blvd, Encino, CA 91316	Valley	5	\$ 1,152	\$ -	\$ 1,152.00	26	26	0
12 Lakeview Terrace R.C.	11075 Foothill Blvd, Lakeview Terrace,	Valley	7	\$ 1,680	\$ 3,852	\$ 5,532.00	50	32	18
13 Mar Vista R.C.	11430 Woodbine Ave., Los Angeles, CA	Valley	11	\$ 1,712	\$ 14,364	\$ 16,076.00	144	11	133
14 Mason Park R.C.	10500 Mason Ave, Chatsworth, CA 91311	Valley	12	\$ 2,192	\$ 24,048	\$ 26,240.00	47	46	2
15 Montecito Heights R.C.	4545 Homer St., Los Angeles, CA 90031	Metro	1	\$ 1,488	\$ 4,140	\$ 5,628.00	83	25	58
16 Northridge R.C.	18300 Lemarsh St., Northridge, CA 91324	Valley	12	\$ 752	\$ 16,200	\$ 16,952.00	176	15	161
17 Oakwood R.C.	767 California Ave, Venice, CA 90291	Valley	11	\$ 240	\$ 2,736	\$ 2,976.00	11	0	11
18 Palisades R.C.	851 Alma Real Dr., Pacific Palisades, CA	Valley	11	\$ 688	\$ 42,516	\$ 43,204.00	60	24	36
19 Palms R.C.	2950 Overland Ave., Los Angeles, CA	Valley	5	\$ 160	\$ 7,056	\$ 7,216.00	2	2	0
20 Pan Pacific Park R.C.	7600 Beverly Blvd., Los Angeles, CA	Metro	4	\$ 1,744	\$ 14,364	\$ 16,108.00	82	24	57
21 Peck Park Community Center	560 North Western Ave., San Pedro, CA	Pacific	15	\$ 224	\$ 5,400	\$ 5,624.00	40	3	37
22 Penmar R.C.	1341 Lake St, Los Angeles, CA 90291	Valley	11	\$ 688	\$ 7,524	\$ 8,212.00	49	3	46
23 Ramona Hall	4580 N. Figueroa St., Los Angeles, CA	Metro	1	\$ 2,960	\$ -	\$ 2,960.00	22	22	0
24 Robertson R.C.	1641 Preuss Rd., Los Angeles, CA 90035	Pacific	5	\$ -	\$ -	\$ -	0	0	0
25 Rustic Canyon R.C.	601 Latimer Rd., Santa Monica, CA 90402	Valley	11	\$ 144	\$ -	\$ 144.00	3	3	0
26 Shadow Ranch R.C.	22633 Vanowen St, West Hills, CA 91307	Valley	12	\$ 1,824	\$ -	\$ 1,824.00	21	21	0
27 Silver Lake R.C.	1850 West Silver Lake Dr., Los Angeles,	Metro	13	\$ 688	\$ 23,292	\$ 23,980.00	36	15	20
28 Stoner R.C.	1835 Stoner Ave., Los Angeles, CA 90025	Valley	11	\$ 1,408	\$ 3,528	\$ 4,936.00	19	5	14
29 Studio City R.C.	12621 Rye St., Studio City, CA 91604	Valley	2	\$ 2,048	\$ 16,668	\$ 18,716.00	68	9	59
30 Tarzana R.C.	5655 Vanalden Ave., Tarzana, CA 91356	Valley	3	\$ 496	\$ 6,228	\$ 6,724.00	53	5	47
31 Van Nuys Sherman Oaks R.C.	14201 Huston St., Sherman Oaks, CA	Valley	2	\$ 2,672	\$ 12,960	\$ 15,632.00	88	4	84
32 Westchester R.C.	7000 W. Manchester Ave., Los Angeles,	Pacific	11	\$ -	\$ 12,852	\$ 12,852.00	17	0	17
33 Westwood R.C.	1350 S. Sepulveda Blvd, Los Angeles, CA	Valley	5	\$ 3,760	\$ 8,460	\$ 12,220.00	94	47	47
34 Woodland Hills R.C.	5858 Shoup Ave., Woodland Hills, CA	Valley	3	\$ 3,040	\$ 36,036	\$ 39,076.00	112	40	72
35 Yosemite R.C.	1840 Yosemite Dr., Los Angeles, CA	Metro	14	\$ 976	\$ 12,600	\$ 13,576.00	77	12	65
Subtotal Recreation Centers - Non Pre-qualified (with self certification)				\$ 39,344	\$ 392,760	\$ 432,104	1,755	509	1,245
Total Recreation Centers				\$ 1,503,744	\$ 3,226,680	\$ 4,730,424	47,584	22,680	24,903

**PROJECT PLAN
YOUTH SPORT PARTNERSHIP**



Attachment 3: Detail Recreation Centers

DOCUMENT NO.: LA28-005 Rev
FISCAL YEAR: 2024/2025

				1/25 - 6/30/25			FY 2024/2025 (7)			
RECREATION CENTERS - Non Pre-qualified (w/ self certification)				Enrollment Totals			Estimated Enr			
Facility	Address	Region	CD	Estimated \$ Classes \$80	Estimated \$ Sports Leagues 180	Estimated Total Classes + Sports Leagues	Estimated Total Enrollment	Estimated Enrollment - Classes	Estimated Enrollment - Sports Leagues	
1	Balboa Sports Complex	17015 Burbank Blvd., Encino, CA 91316	Valley	6	\$ 3,008	\$ 10,152	\$ 13,160.00	384	118	267
2	Barrington R.C.	333 S. Barrington Ave., Los Angeles, CA	Valley	11	\$ 400	\$ 8,928	\$ 9,328.00	202	31	171
3	Bogdanovich R.C.	1920 Cumbre Drive, San Pedro, CA 90732	Pacific	15	\$ -	\$ 8,100	\$ 8,100.00	179	0	179
4	Branford R.C.	13306 Branford St., Arleta, CA 91331	Valley	6	\$ 32	\$ 10,872	\$ 10,904.00	232	46	186
5	Carlin G. Smith R.C.	511 West Ave 46, Los Angeles, CA 90065	Metro	1	\$ 384	\$ -	\$ 384.00	25	25	0
6	Chatsworth Park South	22360 Devonshire St., Chatsworth, CA	Valley	12	\$ 512	\$ 216	\$ 728.00	23	20	2
7	Cheviot Hills R.C.	2551 Motor Ave., Los Angeles, CA 90064	Valley	5	\$ 3,408	\$ -	\$ 3,408.00	691	93	597
8	Crestwood Hills R.C.	1000 Hanley Ave., Los Angeles, CA 90049	Valley	11	\$ -	\$ -	\$ -	0	0	0
9	Culver Slauson R.C.	5072 S. Slauson Ave., Culver City, CA	Pacific	11	\$ -	\$ -	\$ -	6	1	5
10	Eagle Rock R.C.	1100 Eagle Vista Dr., Los Angeles, CA	Metro	14	\$ 1,488	\$ 8,748	\$ 10,236.00	186	39	148
11	Encino Community Center	4935 Balboa Blvd, Encino, CA 91316	Valley	5	\$ 2,112	\$ -	\$ 2,112.00	59	59	0
12	Lakeview Terrace R.C.	11075 Foothill Blvd, Lakeview Terrace,	Valley	7	\$ 2,560	\$ 3,168	\$ 5,728.00	159	94	65
13	Mar Vista R.C.	11430 Woodbine Ave., Los Angeles, CA	Valley	11	\$ 848	\$ 23,940	\$ 24,788.00	358	43	315
14	Mason Park R.C.	10500 Mason Ave, Chatsworth, CA 91311	Valley	12	\$ 3,648	\$ 288	\$ 3,936.00	285	98	187
15	Montecito Heights R.C.	4545 Homer St., Los Angeles, CA 90031	Metro	1	\$ 1,984	\$ 10,404	\$ 12,388.00	180	57	123
16	Northridge R.C.	18300 Lemarsh St., Northridge, CA 91324	Valley	12	\$ 1,184	\$ 29,052	\$ 30,236.00	374	55	319
17	Oakwood R.C.	767 California Ave, Venice, CA 90291	Valley	11	\$ -	\$ 1,908	\$ 1,908.00	55	8	47
18	Palisades R.C.	851 Alma Real Dr., Pacific Palisades, CA	Valley	11	\$ 1,888	\$ 6,516	\$ 8,404.00	414	43	371
19	Palms R.C.	2950 Overland Ave., Los Angeles, CA	Valley	5	\$ 128	\$ -	\$ 128.00	62	10	52
20	Pan Pacific Park R.C.	7600 Beverly Blvd., Los Angeles, CA	Metro	4	\$ 1,952	\$ 10,332	\$ 12,284.00	280	74	207
21	Peck Park Community Center	560 North Western Ave., San Pedro, CA	Pacific	15	\$ 240	\$ 6,696	\$ 6,936.00	113	15	98
22	Penmar R.C.	1341 Lake St, Los Angeles, CA 90291	Valley	11	\$ 224	\$ 8,244	\$ 8,468.00	190	25	165
23	Ramona Hall	4580 N. Figueroa St., Los Angeles, CA	Metro	1	\$ 1,760	\$ -	\$ 1,760.00	99	99	0
24	Robertson R.C.	1641 Preuss Rd., Los Angeles, CA 90035	Pacific	5	\$ -	\$ -	\$ -	0	0	0
25	Rustic Canyon R.C.	601 Latimer Rd., Santa Monica, CA 90402	Valley	11	\$ 256	\$ -	\$ 256.00	12	12	0
26	Shadow Ranch R.C.	22633 Vanowen St, West Hills, CA 91307	Valley	12	\$ 1,712	\$ -	\$ 1,712.00	81	81	0
27	Silver Lake R.C.	1850 West Silver Lake Dr., Los Angeles,	Metro	13	\$ 1,232	\$ 3,672	\$ 4,904.00	240	51	189
28	Stoner R.C.	1835 Stoner Ave., Los Angeles, CA 90025	Valley	11	\$ 400	\$ 2,484	\$ 2,884.00	107	57	50
29	Studio City R.C.	12621 Rye St., Studio City, CA 91604	Valley	2	\$ 704	\$ 10,692	\$ 11,396.00	299	67	232
30	Tarzana R.C.	5655 Vanalden Ave., Tarzana, CA 91356	Valley	3	\$ 432	\$ 8,496	\$ 8,928.00	177	20	157
31	Van Nuys Sherman Oaks R.C.	14201 Huston St., Sherman Oaks, CA	Valley	2	\$ 320	\$ 15,120	\$ 15,440.00	378	81	296
32	Westchester R.C.	7000 W. Manchester Ave., Los Angeles,	Pacific	11	\$ -	\$ 3,096	\$ 3,096.00	169	0	169
33	Westwood R.C.	1350 S. Sepulveda Blvd, Los Angeles, CA	Valley	5	\$ 3,760	\$ 8,460	\$ 12,220.00	376	188	188
34	Woodland Hills R.C.	5858 Shoup Ave., Woodland Hills, CA	Valley	3	\$ 3,232	\$ 12,888	\$ 16,120.00	521	153	367
35	Yosemite R.C.	1840 Yosemite Dr., Los Angeles, CA	Metro	14	\$ 944	\$ 11,664	\$ 12,608.00	291	43	248
Subtotal Recreation Centers - Non Pre-qualified (with self certification)					\$ 40,752	\$ 224,136	\$ 264,888	7,208	1,807	5,401
Total Recreation Centers					\$ 1,814,432	\$ 4,482,576	\$ 6,297,008	155,666	83,964	71,702

**PROJECT PLAN
YOUTH SPORT PARTNERSHIP**



Attachment 3: Detail Recreation Centers

DOCUMENT NO.: LA28-005 Rev
FISCAL YEAR: 2024/2025

				1/24 - 6/30/25			
RECREATION CENTERS - Non Pre-qualified (w/ self certification)				Enrollment Totals			
Facility	Address	Region	CD	Estimated \$ Classes \$80	Estimated \$ Sports Leagues \$ 180	Estimated Total Classes + Sports Leagues	
1	Balboa Sports Complex	17015 Burbank Blvd., Encino, CA 91316	Valley	6	\$ 9,408	\$ 47,988	\$ 57,396
2	Barrington R.C.	333 S. Barrington Ave., Los Angeles, CA	Valley	11	\$ 2,496	\$ 30,780	\$ 33,276
3	Bogdanovich R.C.	1920 Cumbre Drive, San Pedro, CA 90732	Pacific	15	\$ -	\$ 32,256	\$ 32,256
4	Branford R.C.	13306 Branford St., Arleta, CA 91331	Valley	6	\$ 3,664	\$ 33,516	\$ 37,180
5	Carlin G. Smith R.C.	511 West Ave 46, Los Angeles, CA 90065	Metro	1	\$ 2,016	\$ -	\$ 2,016
6	Chatsworth Park South	22360 Devonshire St., Chatsworth, CA	Valley	12	\$ 1,632	\$ 396	\$ 2,028
7	Cheviot Hills R.C.	2551 Motor Ave., Los Angeles, CA 90064	Valley	5	\$ 7,472	\$ 107,532	\$ 115,004
8	Crestwood Hills R.C.	1000 Hanley Ave., Los Angeles, CA 90049	Valley	11	\$ -	\$ -	\$ -
9	Culver Slauson R.C.	5072 S. Slauson Ave., Culver City, CA	Pacific	11	\$ 112	\$ 900	\$ 1,012
10	Eagle Rock R.C.	1100 Eagle Vista Dr., Los Angeles, CA	Metro	14	\$ 3,088	\$ 26,568	\$ 29,656
11	Encino Community Center	4935 Balboa Blvd, Encino, CA 91316	Valley	5	\$ 4,704	\$ -	\$ 4,704
12	Lakeview Terrace R.C.	11075 Foothill Blvd, Lakeview Terrace,	Valley	7	\$ 7,536	\$ 11,700	\$ 19,236
13	Mar Vista R.C.	11430 Woodbine Ave., Los Angeles, CA	Valley	11	\$ 3,440	\$ 56,664	\$ 60,104
14	Mason Park R.C.	10500 Mason Ave, Chatsworth, CA 91311	Valley	12	\$ 7,840	\$ 33,696	\$ 41,536
15	Montecito Heights R.C.	4545 Homer St., Los Angeles, CA 90031	Metro	1	\$ 4,592	\$ 22,140	\$ 26,732
16	Northridge R.C.	18300 Lemarsh St., Northridge, CA 91324	Valley	12	\$ 4,416	\$ 57,348	\$ 61,764
17	Oakwood R.C.	767 California Ave, Venice, CA 90291	Valley	11	\$ 640	\$ 8,424	\$ 9,064
18	Palisades R.C.	851 Alma Real Dr., Pacific Palisades, CA	Valley	11	\$ 3,424	\$ 66,852	\$ 70,276
19	Palms R.C.	2950 Overland Ave., Los Angeles, CA	Valley	5	\$ 768	\$ 9,396	\$ 10,164
20	Pan Pacific Park R.C.	7600 Beverly Blvd., Los Angeles, CA	Metro	4	\$ 5,888	\$ 37,188	\$ 43,076
21	Peck Park Community Center	560 North Western Ave., San Pedro, CA	Pacific	15	\$ 1,216	\$ 17,676	\$ 18,892
22	Penmar R.C.	1341 Lake St, Los Angeles, CA 90291	Valley	11	\$ 2,000	\$ 29,772	\$ 31,772
23	Ramona Hall	4580 N. Figueroa St., Los Angeles, CA	Metro	1	\$ 7,920	\$ -	\$ 7,920
24	Robertson R.C.	1641 Preuss Rd., Los Angeles, CA 90035	Pacific	5	\$ -	\$ -	\$ -
25	Rustic Canyon R.C.	601 Latimer Rd., Santa Monica, CA 90402	Valley	11	\$ 944	\$ -	\$ 944
26	Shadow Ranch R.C.	22633 Vanowen St, West Hills, CA 91307	Valley	12	\$ 6,496	\$ -	\$ 6,496
27	Silver Lake R.C.	1850 West Silver Lake Dr., Los Angeles,	Metro	13	\$ 4,112	\$ 33,984	\$ 38,096
28	Stoner R.C.	1835 Stoner Ave., Los Angeles, CA 90025	Valley	11	\$ 4,544	\$ 9,072	\$ 13,616
29	Studio City R.C.	12621 Rye St., Studio City, CA 91604	Valley	2	\$ 5,328	\$ 41,796	\$ 47,124
30	Tarzana R.C.	5655 Vanalden Ave., Tarzana, CA 91356	Valley	3	\$ 1,632	\$ 28,224	\$ 29,856
31	Van Nuys Sherman Oaks R.C.	14201 Huston St., Sherman Oaks, CA	Valley	2	\$ 6,496	\$ 53,352	\$ 59,848
32	Westchester R.C.	7000 W. Manchester Ave., Los Angeles,	Pacific	11	\$ -	\$ 30,348	\$ 30,348
33	Westwood R.C.	1350 S. Sepulveda Blvd, Los Angeles, CA	Valley	5	\$ 15,040	\$ 33,840	\$ 48,880
34	Woodland Hills R.C.	5858 Shoup Ave., Woodland Hills, CA	Valley	3	\$ 12,272	\$ 66,096	\$ 78,368
35	Yosemite R.C.	1840 Yosemite Dr., Los Angeles, CA	Metro	14	\$ 3,424	\$ 44,676	\$ 48,100
Subtotal Recreation Centers - Non Pre-qualified (with self certification)				\$ 144,560	\$ 972,180	\$ 1,116,740	
Total Recreation Centers				\$ 6,717,120	\$ 12,906,360	\$ 19,623,480	

**PROJECT PLAN
YOUTH SPORT PARTNERSHIP**



Attachment 4: Rec Centers Activity

DOCUMENT NO.:
FISCAL YEAR:

LA28-005 Rev
2024/2025

RECREATION CENTERS - Pre Qualified		CLASSES															Subtotal	
		CLASSES																
		Badminton	Boxing	Cheer	Dance	Dodgeball	Fitness/Exercise	Frisbee Sports	Golf	Gymnastics	Kickball	Lacrosse	Martial Arts	Rugby	Skating and Skateboarding	Tennis		Track & Field
1	109th Street R.C.	-	-	8	46	-	485	-	-	-	-	-	-	-	-	-	-	539
2	Algin Sutton R.C.	-	40	1	74	80	160	-	22	-	39	-	83	-	11	-	47	557
3	Alpine R.C.	29	-	-	-	-	99	-	-	-	-	-	123	-	-	-	-	251
4	Andres and Maria Cardenas R.C.	-	-	49	193	-	-	-	-	89	-	-	138	-	-	-	-	469
5	Baldwin Hills R.C.	-	-	50	107	-	-	-	-	116	-	-	215	-	-	-	35	523
6	Banning R.C.	-	-	49	62	-	175	-	-	-	-	-	65	-	-	-	2	353
7	Bellevue R.C.	-	-	-	58	1	76	-	-	-	-	-	-	-	-	-	-	135
8	Boyle Heights Sports Center	-	-	-	24	-	78	-	-	-	-	-	-	-	-	-	-	102
9	Cabrillo Beach Bath House	-	42	-	24	-	133	-	-	-	-	-	-	-	-	-	-	199
10	Central R.C.	-	8	4	8	-	-	76	-	13	-	-	-	-	-	-	6	115
11	Chevy Chase R.C.	7	-	36	102	47	76	57	-	-	-	-	102	-	43	-	-	470
12	Costello R.C.	-	-	98	75	30	476	-	-	212	22	-	511	182	-	-	102	1,708
13	Cypress Park R.C.	-	-	89	89	-	-	49	-	-	-	-	-	-	-	-	8	235
14	David M. Gonzales/Pacoima R.C.	-	584	77	64	-	138	-	-	81	-	-	30	-	-	-	-	974
15	Delano R.C.	-	84	-	71	-	69	-	-	-	-	-	-	-	-	-	17	241
16	Denker R.C.	-	-	-	-	-	101	-	-	-	-	-	-	-	-	-	4	105
17	Downey R.C.	-	-	-	17	75	88	-	-	-	75	-	-	-	-	-	-	255
18	E. Wilmington Greenbelt Community Center	-	-	-	-	-	39	-	-	-	-	-	-	-	-	-	-	39
19	Echo Park R.C.	-	-	-	227	-	34	57	-	214	2	-	41	-	81	107	14	777
20	El Sereno R.C.	-	-	-	-	1	-	50	-	115	-	-	65	-	82	-	-	313
21	Elysian Valley R.C.	-	-	-	-	-	7	-	-	22	-	-	-	-	-	-	-	29
22	Evergreen R.C.	52	51	45	78	72	325	-	-	-	42	-	-	-	-	-	-	665
23	Expo Center/Roy Anderson R.C.	-	-	-	55	-	26	-	-	-	-	-	779	-	-	-	-	860
24	Fernangeles R.C.	-	-	16	205	-	41	51	-	-	-	-	-	-	-	-	-	313
25	Fred Roberts R.C.	-	-	-	-	-	93	-	-	-	-	-	-	-	-	-	-	93
26	Gilbert Lindsay R.C.	-	24	-	63	-	124	-	-	-	-	-	18	-	-	-	-	229
27	Glassell Park R.C.	-	-	-	-	-	-	60	-	27	-	-	-	-	-	-	-	87
28	Granada Hills R.C.	-	-	-	49	-	-	-	-	12	-	-	29	-	-	79	30	199
29	Green Meadows R.C.	-	-	210	205	-	-	84	-	-	-	-	-	-	-	-	-	499

**PROJECT PLAN
YOUTH SPORT PARTNERSHIP**



Attachment 4: Rec Centers Activity

DOCUMENT NO.:
FISCAL YEAR:

LA28-005 Rev
2024/2025

RECREATION CENTERS - Pre Qualified		CLASSES															Subtotal
		CLASSES															
		Badminton	Boxing	Cheer	Dance	Dodgeball	Fitness/Exercise	Frisbee Sports	Golf	Gymnastics	Kickball	Lacrosse	Martial Arts	Rugby	Skating and Skateboarding	Tennis	
30	Harbor City R.C.	-	-	-	-	-	-	-	-	-	-	-	-	49	-	7	56
31	Hazard Park R.C.	-	-	-	-	92	101	76	-	-	46	-	-	-	-	41	356
32	Highland Park R.C.	4	-	-	64	26	78	10	-	-	27	15	70	-	29	-	323
33	Hollenbeck Park R.C.	48	-	56	203	30	235	19	-	212	10	-	140	-	-	-	953
34	Hollywood R.C.	-	22	-	42	6	-	34	-	-	5	-	-	-	-	-	109
35	Hoover R.C.	-	119	24	127	-	32	-	-	59	-	-	69	-	-	26	456
36	Hubert Humphrey R.C.	-	-	58	128	-	15	43	-	59	-	-	-	-	-	4	307
37	Jackie Tatum Harvard R.C.	-	-	-	5	95	70	-	-	-	41	-	-	-	327	-	538
38	Jim Gilliam R.C.	-	-	-	26	-	43	45	-	-	-	-	64	-	-	23	201
39	Lafayette MultiPurpose Community Center	-	-	121	387	190	571	-	-	26	349	-	21	-	-	-	1,665
40	Lake Street Park	-	-	-	-	20	107	54	-	-	-	-	-	33	11	-	225
41	Lanark R.C.	-	-	29	11	-	52	24	-	-	-	-	44	-	-	-	160
42	Leland R.C.	-	-	-	54	-	-	-	-	-	8	-	-	-	-	-	62
43	Lemon Grove R.C.	-	-	-	108	-	29	44	-	23	-	-	329	-	-	-	533
44	Lincoln Heights R.C.	-	-	35	24	34	171	33	-	-	33	-	-	-	59	6	395
45	Lincoln Heights Youth Center	-	1,292	6	-	-	62	-	-	18	-	296	36	-	-	-	1,710
46	Lincoln Park R.C.	-	4	18	100	7	26	68	-	-	-	-	80	-	4	8	315
47	Loren Miller R.C.	-	22	94	22	-	5	22	-	-	-	-	-	-	34	6	205
48	Macarthur Park R.C.	-	-	-	37	16	276	-	25	36	41	-	-	-	-	-	431
49	Martin Luther King, Jr. R.C.	-	-	-	46	-	-	-	-	-	-	-	-	-	-	-	46
50	Michelle and Barack Obama Sports Complex	-	116	27	6	-	465	62	-	-	-	35	-	-	11	-	722
51	Mount Carmel R.C.	-	265	188	-	-	46	-	-	-	-	-	-	-	-	3	502
52	Normandale R.C.	-	-	-	-	-	-	-	-	-	-	-	-	-	15	15	30
53	Normandie R.C.	-	-	-	-	-	-	-	-	-	-	-	-	-	-	-	-
54	North Hills Community Park	-	-	-	-	-	-	-	-	-	-	-	-	-	-	-	-
55	North Hollywood R.C.	-	-	-	-	-	27	-	-	35	-	-	96	-	96	-	254
56	North Weddington R.C.	-	-	-	-	-	-	-	-	-	-	-	-	-	-	-	-
57	Panorama City R.C.	-	-	-	142	-	24	-	-	-	-	-	-	-	-	-	166
58	Pecan R.C.	-	16	58	202	82	142	44	-	8	62	-	-	-	17	-	631

**PROJECT PLAN
YOUTH SPORT PARTNERSHIP**



Attachment 4: Rec Centers Activity

DOCUMENT NO.:
FISCAL YEAR:

LA28-005 Rev
2024/2025

RECREATION CENTERS - Pre Qualified		CLASSES															
		CLASSES															
		Badminton	Boxing	Cheer	Dance	Dodgeball	Fitness/Exercise	Frisbee Sports	Golf	Gymnastics	Kickball	Lacrosse	Martial Arts	Rugby	Skating and Skateboarding	Tennis	Track & Field
59	Poinsettia R.C.	-	-	-	8	-	11	-	-	-	-	71	-	-	-	-	90
60	Queen Anne R.C.	-	-	6	29	-	6	-	-	-	-	-	-	-	38	-	79
61	Ramon Garcia R.C.	61	24	33	47	93	321	14	-	10	126	-	48	-	-	-	777
62	Reseda R.C.	-	-	-	96	-	4	-	-	106	-	45	-	-	1	61	313
63	Rio de Los Angeles State Park	-	94	-	38	-	281	-	-	227	-	-	-	-	-	7	647
64	Ritchie Valens R.C.	-	-	-	-	-	2	31	-	59	-	20	-	-	-	-	112
65	Rose Hill R.C.	-	26	-	-	49	38	74	-	-	-	44	-	-	57	-	288
66	Rosecrans R.C.	-	19	9	-	-	55	33	6	-	-	-	-	-	-	-	122
67	Ross Snyder R.C.	-	-	81	53	76	135	-	-	124	-	21	-	-	-	11	501
68	Seoul International Park	-	-	9	60	-	60	-	-	107	-	-	-	-	-	7	243
69	Sepulveda R.C.	-	-	-	102	-	26	46	-	-	-	-	-	-	36	14	224
70	Shatto R.C.	42	35	54	390	43	201	102	-	11	32	-	7	-	294	11	1,222
71	Slauson R.C.	-	-	2	-	-	67	34	-	-	-	-	-	-	-	8	111
72	South Park R.C.	-	-	15	105	-	131	50	-	30	-	-	-	-	-	13	344
73	South Seas House	-	-	15	52	-	6	-	-	21	-	-	-	-	-	-	94
74	St. Andrews R.C.	-	-	40	84	4	134	-	-	32	-	180	-	-	-	-	474
75	State Street R.C.	16	-	51	-	155	384	133	-	237	136	-	49	-	-	-	1,161
76	Stonehurst R.C.	-	-	15	5	5	33	-	-	-	23	-	-	-	-	-	81
77	Sun Valley R.C.	-	141	42	26	-	75	-	-	273	-	-	234	-	-	-	791
78	Sunland R.C.	-	-	155	92	-	7	-	-	178	-	57	-	-	-	-	489
79	Sylmar Park R.C.	-	-	-	-	-	-	-	-	-	-	-	-	-	-	-	-
80	Toberman R.C.	-	-	35	-	-	-	-	-	1	-	-	-	-	-	8	44
81	Trinity R.C.	-	-	-	-	15	72	46	-	-	-	-	-	56	-	-	189
82	Valley Plaza	-	214	83	270	-	40	69	-	241	-	508	-	-	16	71	1,512
83	Van Ness R.C.	-	-	38	-	-	13	-	-	-	-	-	-	-	-	-	51
84	Van Nuys R.C.	-	24	-	22	-	81	-	-	-	-	-	-	-	12	-	139
85	Victory-Vineland R.C.	-	-	1	-	-	55	-	-	-	-	58	-	-	16	-	130
86	Vineyard R.C.	-	72	-	104	-	1	-	-	34	-	154	-	-	-	-	365
87	Wabash R.C.	-	-	-	-	84	219	51	-	-	51	-	-	-	-	6	411

**PROJECT PLAN
YOUTH SPORT PARTNERSHIP**



Attachment 4: Rec Centers Activity

DOCUMENT NO.:
FISCAL YEAR:

LA28-005 Rev
2024/2025

RECREATION CENTERS - Pre Qualified		CLASSES																
		CLASSES																
		Badminton	Boxing	Cheer	Dance	Dodgeball	Fitness/Exercise	Frisbee Sports	Golf	Gymnastics	Kickball	Lacrosse	Martial Arts	Rugby	Skating and Skateboarding	Tennis	Track & Field	Subtotal
88	Wilmington R.C.	-	-	-	1	-	7	33	-	-	-	2	-	-	-	-	43	
89	Winnetka R.C.	-	-	-	58	-	-	-	-	-	-	138	-	-	-	-	196	
90	Yucca Park Community Center	-	-	-	518	-	70	117	-	59	-	127	-	-	-	-	891	
Grand Total		259	3,338	2,130	5,790	1,428	7,955	1,895	53	3,127	1,170	346	4,911	182	366	1,248	621	34,819

**PROJECT PLAN
YOUTH SPORT PARTNERSHIP**



Attachment 4: Rec Centers Activity

DOCUMENT NO.:

FISCAL YEAR:

	RECREATION CENTERS - Pre Qualified									LEAGUES							Grand Total	
										CLINICS								Total Classes
	Baseball	Basketball	Field Hockey	Flag Football	Roller Hockey	Soccer/Futsal	Softball	Volleyball	Baseball	Basketball	Flag Football	Soccer/Futsal	Softball	Volleyball				
1	109th Street R.C.	11	79	-	1	-	13	9	57	709	54	244	50	79	-	76	503	1,212
2	Algin Sutton R.C.	97	174	4	79	-	98	120	25	1,154	84	191	5	93	47	6	426	1,580
3	Alpine R.C.	-	186	-	-	-	99	-	26	562	-	639	-	-	-	21	660	1,222
4	Andres and Maria Cardenas R.C.	-	-	-	-	-	-	-	-	469	-	-	-	-	-	-	-	469
5	Baldwin Hills R.C.	90	50	-	89	-	60	3	-	815	343	394	-	-	108	-	845	1,660
6	Banning R.C.	12	16	-	1	-	4	8	-	394	149	14	117	-	91	-	371	765
7	Bellevue R.C.	2	45	-	-	-	10	-	-	192	216	481	79	211	42	17	1,046	1,238
8	Boyle Heights Sports Center	358	22	-	-	-	101	-	-	583	85	13	2	972	25	-	1,097	1,680
9	Cabrillo Beach Bath House	-	-	-	-	-	63	-	29	291	-	-	-	-	-	15	15	306
10	Central R.C.	-	-	-	1	-	-	-	-	116	64	135	23	8	39	62	331	447
11	Chevy Chase R.C.	195	594	-	-	-	218	-	200	1,677	63	215	-	92	-	58	428	2,105
12	Costello R.C.	389	1,535	197	1,500	-	1,876	133	369	7,707	219	219	100	923	50	209	1,720	9,427
13	Cypress Park R.C.	184	412	-	94	-	219	-	-	1,144	185	183	43	78	17	1	507	1,651
14	David M. Gonzales/Pacoima R.C.	10	85	-	-	-	11	9	21	1,110	-	183	-	739	65	64	1,051	2,161
15	Delano R.C.	16	95	-	17	-	69	7	6	451	13	378	33	2,029	-	514	2,967	3,418
16	Denker R.C.	2	72	-	36	-	65	-	96	376	-	131	-	22	-	65	218	594
17	Downey R.C.	77	208	-	20	-	854	1	202	1,617	121	99	9	516	1	102	848	2,465
18	E. Wilmington Greenbelt Community Center	-	51	-	-	-	15	-	17	122	-	153	-	8	-	68	229	351
19	Echo Park R.C.	-	122	-	19	-	40	7	68	1,033	249	520	91	476	2	73	1,411	2,444
20	El Sereno R.C.	241	281	-	7	-	46	84	84	1,056	344	631	45	150	113	143	1,426	2,482
21	Elysian Valley R.C.	-	-	-	-	-	-	-	1	30	12	93	-	48	-	257	410	440
22	Evergreen R.C.	790	636	-	42	-	484	67	215	2,899	521	312	4	365	90	103	1,395	4,294
23	Expo Center/Roy Anderson R.C.	-	333	-	81	-	1,729	-	322	3,325	83	846	-	1,871	-	117	2,917	6,242
24	Fernangeles R.C.	91	314	-	-	-	191	155	118	1,182	134	517	-	545	208	169	1,573	2,755
25	Fred Roberts R.C.	-	40	-	-	-	-	-	38	171	-	202	35	86	-	37	360	531
26	Gilbert Lindsay R.C.	79	65	-	-	-	65	23	55	516	105	42	18	-	17	9	191	707
27	Glassell Park R.C.	6	28	-	14	-	54	-	21	210	151	219	54	95	3	-	522	732
28	Granada Hills R.C.	-	20	-	18	-	-	-	43	280	112	744	138	227	44	435	1,700	1,980
29	Green Meadows R.C.	243	164	-	115	-	82	-	-	1,103	635	406	63	380	49	104	1,637	2,740

**PROJECT PLAN
YOUTH SPORT PARTNERSHIP**



Attachment 4: Rec Centers Activity

DOCUMENT NO.:

FISCAL YEAR:

	RECREATION CENTERS - Pre Qualified									LEAGUES							Grand Total	
										CLINICS								Total Classes
	Baseball	Basketball	Field Hockey	Flag Football	Roller Hockey	Soccer/Futsal	Softball	Volleyball	Baseball	Basketball	Flag Football	Soccer/Futsal	Softball	Volleyball				
30	Harbor City R.C.	-	-	-	7	-	9	-	44	116	147	187	32	-	38	53	457	573
31	Hazard Park R.C.	5	46	-	-	-	57	1	-	465	147	156	15	106	67	26	517	982
32	Highland Park R.C.	196	39	-	7	-	57	50	46	718	297	569	48	172	28	127	1,241	1,959
33	Hollenbeck Park R.C.	-	25	-	6	-	141	-	-	1,125	-	-	-	205	-	1	206	1,331
34	Hollywood R.C.	24	24	-	8	-	80	-	-	245	35	72	-	83	-	-	190	435
35	Hoover R.C.	-	9	-	-	-	41	-	39	545	-	46	-	326	-	-	372	917
36	Hubert Humphrey R.C.	25	79	-	49	-	85	13	-	558	169	393	-	718	79	218	1,577	2,135
37	Jackie Tatum Harvard R.C.	24	181	-	53	-	316	2	185	1,299	231	134	58	132	63	35	653	1,952
38	Jim Gilliam R.C.	43	32	-	43	-	43	-	-	362	-	31	-	102	-	-	133	495
39	Lafayette MultiPurpose Community Center	108	373	9	-	-	405	-	536	3,096	-	131	29	534	-	226	920	4,016
40	Lake Street Park	-	54	9	-	16	41	-	4	349	-	9	-	-	-	-	9	358
41	Lanark R.C.	41	136	32	127	-	74	11	35	616	201	267	85	261	51	60	925	1,541
42	Leland R.C.	31	69	-	15	-	23	-	-	200	45	100	-	22	-	33	200	400
43	Lemon Grove R.C.	42	58	-	-	-	78	101	-	812	154	43	-	-	82	-	279	1,091
44	Lincoln Heights R.C.	1	121	10	-	-	148	-	218	893	-	55	-	55	-	128	238	1,131
45	Lincoln Heights Youth Center	-	8	5	-	47	1	-	-	1,771	-	-	-	219	-	-	219	1,990
46	Lincoln Park R.C.	17	12	1	-	6	16	2	-	369	115	57	-	19	16	-	207	576
47	Loren Miller R.C.	36	67	-	55	-	100	3	16	482	23	32	11	269	-	-	335	817
48	Macarthur Park R.C.	-	69	41	-	-	968	-	-	1,509	-	5	-	473	-	-	478	1,987
49	Martin Luther King, Jr. R.C.	22	29	-	-	-	24	-	29	150	64	27	-	87	28	-	206	356
50	Michelle and Barack Obama Sports Complex	24	192	-	20	-	112	3	76	1,149	162	471	35	-	61	-	729	1,878
51	Mount Carmel R.C.	11	269	-	102	-	161	-	82	1,127	-	3	2	245	-	139	389	1,516
52	Normandale R.C.	-	25	-	-	-	117	-	27	199	-	106	-	97	-	38	241	440
53	Normandie R.C.	158	158	-	-	-	179	-	44	539	533	279	-	265	54	136	1,267	1,806
54	North Hills Community Park	-	-	-	-	-	-	-	-	-	-	-	-	-	-	-	-	-
55	North Hollywood R.C.	56	441	-	-	-	138	2	80	971	90	341	-	261	5	39	736	1,707
56	North Weddington R.C.	-	72	-	-	-	-	-	3	75	-	325	-	-	-	-	325	400
57	Panorama City R.C.	19	33	-	-	-	-	-	32	250	38	224	20	188	15	65	550	800
58	Pecan R.C.	313	60	65	48	-	368	46	122	1,653	267	417	44	365	106	137	1,336	2,989

**PROJECT PLAN
YOUTH SPORT PARTNERSHIP**



Attachment 4: Rec Centers Activity

DOCUMENT NO.:

FISCAL YEAR:

	RECREATION CENTERS - Pre Qualified	CLINICS								LEAGUES							Grand Total	
		Baseball	Basketball	Field Hockey	Flag Football	Roller Hockey	Soccer/Futsal	Softball	Volleyball	Total Classes	Baseball	Basketball	Flag Football	Soccer/Futsal	Softball	Volleyball		Total Leagues
59	Poinsettia R.C.	2	30	-	8	-	24	-	1	155	22	149	4	32	-	43	250	405
60	Queen Anne R.C.	14	105	-	21	-	51	6	-	276	511	676	-	-	55	99	1,341	1,617
61	Ramon Garcia R.C.	377	934	-	120	-	652	108	279	3,247	348	300	99	415	138	318	1,618	4,865
62	Reseda R.C.	55	59	-	9	-	148	-	-	584	267	42	-	113	105	77	604	1,188
63	Rio de Los Angeles State Park	154	29	-	9	-	620	34	-	1,493	252	8	-	44	325	-	629	2,122
64	Ritchie Valens R.C.	72	106	-	-	-	34	19	120	463	161	528	-	717	147	61	1,614	2,077
65	Rose Hill R.C.	300	320	74	443	-	420	423	-	2,268	158	293	108	449	79	-	1,087	3,355
66	Rosecrans R.C.	112	45	-	55	-	82	-	92	508	235	155	125	-	49	48	612	1,120
67	Ross Snyder R.C.	263	438	-	98	-	-	29	240	1,569	200	343	101	154	84	174	1,056	2,625
68	Seoul International Park	41	182	-	13	-	33	2	21	535	132	269	3	505	63	190	1,162	1,697
69	Sepulveda R.C.	4	73	-	12	-	44	1	112	470	90	54	-	39	36	84	303	773
70	Shatto R.C.	61	453	63	-	-	439	-	170	2,408	72	413	-	283	15	233	1,016	3,424
71	Slauson R.C.	4	36	-	-	-	-	2	34	187	44	89	27	200	90	63	513	700
72	South Park R.C.	52	93	-	77	-	78	-	75	719	84	35	48	-	9	21	197	916
73	South Seas House	-	45	-	-	-	65	-	-	204	-	3	-	-	-	-	3	207
74	St. Andrews R.C.	8	33	-	19	-	58	16	64	672	75	257	62	-	-	2	396	1,068
75	State Street R.C.	221	705	-	143	-	1,252	4	231	3,717	168	225	45	228	6	107	779	4,496
76	Stonehurst R.C.	16	121	10	8	-	7	-	2	245	25	283	25	36	-	-	369	614
77	Sun Valley R.C.	15	30	-	-	-	160	16	55	1,067	103	2	-	1,162	89	-	1,356	2,423
78	Sunland R.C.	36	21	-	-	-	114	-	50	710	-	72	112	-	-	16	200	910
79	Sylmar Park R.C.	84	77	-	29	-	481	246	-	917	123	407	-	994	146	232	1,902	2,819
80	Toberman R.C.	1	315	-	-	-	20	-	17	397	29	90	-	152	4	71	346	743
81	Trinity R.C.	46	80	-	-	-	42	-	177	534	-	65	-	421	-	212	698	1,232
82	Valley Plaza	62	89	-	4	-	-	14	59	1,740	129	451	131	170	82	54	1,017	2,757
83	Van Ness R.C.	9	50	-	37	-	17	1	15	180	163	228	118	27	116	41	693	873
84	Van Nuys R.C.	33	91	-	-	-	48	1	36	348	-	-	-	1,351	-	11	1,362	1,710
85	Victory-Vineland R.C.	2	48	-	21	-	20	-	57	278	-	1,087	26	-	-	-	1,113	1,391
86	Vineyard R.C.	42	120	-	42	-	53	-	7	629	-	120	-	-	-	18	138	767
87	Wabash R.C.	42	177	-	50	-	43	84	82	889	162	184	38	287	64	61	796	1,685

PROJECT PLAN
YOUTH SPORT PARTNERSHIP



Attachment 4: Rec Centers Activity

DOCUMENT NO.:

FISCAL YEAR:

	RECREATION CENTERS - Pre Qualified									LEAGUES							Grand Total	
	CLINICS								Total Classes	Baseball	Basketball	Flag Football	Soccer/Futsal	Softball	Volleyball	Total Leagues		
	Baseball	Basketball	Field Hockey	Flag Football	Roller Hockey	Soccer/Futsal	Softball	Volleyball										
88	Wilmington R.C.	17	29	-	30	-	6	8	13	146	197	167	-	24	39	20	447	593
89	Winnetka R.C.	-	19	-	-	-	385	-	-	600	17	428	-	-	30	375	850	1,450
90	Yucca Park Community Center	-	18	-	7	-	149	-	-	1,065	23	39	-	33	-	-	95	1,160
Grand Total		6,234	13,279	520	3,929	69	15,793	1,874	5,640	82,157	10,450	20,146	2,360	23,053	3,475	6,817	66,301	148,458

SOCCER DEVELOPMENT

DIRECT COST							
Category	Estimated # Participants (per Quarter)	Estimated # Hours (per Quarter)	# of Sites	Item Cost	Total Cost (per Quarter)	Total Cost (per Year)	Unit Cost
Enrollments	810						
Instructors Ratio 1 to 10 4 Hrs per week / 8 weeks		1728	2	\$45.00	\$155,520	\$622,080	\$192
Uniforms	1000			\$86.67	\$86,670	\$86,670	\$26.75
Tournaments					\$259,200	\$1,036,800	\$320.00
Memberships	1000				\$25,000	\$25,000	\$7.72
Total					\$526,390	\$1,770,550	\$546.47

EQUIPMENT COST				
Cost of Equipment	No of sites		Included in Previous Project Plans	FY 24/25 Project Plan (This Request)
Cost	\$218,000	2		\$436,000
Total Equipment Costs				\$436,000

Total Cost	\$2,206,550
-------------------	--------------------

*highlighted items update/ revised as of 08/07/2024

ITEM	# OF UNITS	PRICE \$ PER UNIT	COST FOR 8 TEAMS	COST FOR 27 TEAMS
Soccer Game Balls	80	\$45.59	\$3,647	\$ 12,309
Soccer Practice Balls	16 Packs of 10	\$227.23	\$2,272	\$ 7,669
Ball bags	6	\$34.06	\$204	\$ 690
Electric pumps	15	\$35.99	\$540	\$ 1,822
Equipment -nets	40	\$11.51	\$460	\$ 1,554
Agility poles	1	\$419.99	\$420	\$ 1,417
Equipment -poly spots	2	\$44.99	\$90	\$ 304
pinnies/bib organizer	16	\$10.99	\$176	\$ 593
Equipment- whistle	96	\$6.39	\$613	\$ 2,070
Equipment -low profile cones	400	\$24.99	\$9,996	\$ 33,737
Equipment- captains bands	22	\$6.07	\$134	\$ 451
Equipment -body loop band 12	32	\$6.39	\$204	\$ 690
Equipment- body loop band 22	32	\$9.59	\$307	\$ 1,036
Equipment- Pro Soccer board	8	\$30.39	\$243	\$ 821
Equipment -Foldable bench	64	\$124.91	\$7,994	\$ 26,981
Equipment -soccer flags	16	\$44.99	\$720	\$ 2,429
Equipment coaching whiteboard	8	\$209.00	\$1,672	\$ 5,643
Equipment Magnetic board	16	\$28.99	\$464	\$ 1,565
Equipment -pinnies	60	\$33.99	\$2,039	\$ 6,883
Equipment pinnies	60	\$33.99	\$2,039	\$ 6,883
Water Jogs	40	\$25.77	\$1,031	\$ 3,479
Soccer Wagons	8	\$150.00	\$1,200	\$ 4,050
Icepacks	16	\$19.97	\$320	\$ 1,078
Tents	16	\$1,000.00	\$16,000	\$ 54,000
First Aid Kits	8	\$37.99	\$304	\$ 1,026
pop up goals futsal size	8	\$179.99	\$1,440	\$ 4,860
pop up goals	8	\$49.99	\$400	\$ 1,350
Goals with Wheels	2	\$3,799.99	\$7,600	\$ 25,650
Water coolers	80	\$25.78	\$2,062	\$ 6,961
Robotic field liner Price TBD			\$0	\$ -
Total		\$6,679.52	\$64,593	\$ 218,000

Attachment 6
List of Soccer Sites

Soccer : List of Sites				
	Facility	Address	Region	CD
1	Michelle and Barack Obama Sports Complex/ Rancho Cienega	5001 Obama Blvd, Los Angeles, CA 90016	West	10
2	John Ferraro Athletic Fields	5101 N. Zoo Dr., Los Angeles, CA 90027	Metro	4

Golf

Golf Course Site (Instruction by RAP)

Quarter			
Staffing (8 week sessions - 8 participants)	Hours	Unit Cost	Cost Per Quarter
Golf Instructor	80	\$30	\$2,400
Asst. Golf Instructor	80	\$30	\$2,400
Asst. Golf Instructor*	56	\$30	\$1,680
Supplies	Quantity		
City Golf Polo Shirt	40	\$20	\$800
Reusable Water Bottle	40	\$5	\$200
City Golf Hat	40	\$10	\$400
Trophy	40	\$3	\$120
			<u>\$1,520</u>
			\$8,000

* Transportation from Rec Center to Golf Course facility

Annual				
# of Sessions	# of Total Hours	Annual Cost by Category	No. of Participants (Annual)	Unit Cost
4	320	\$9,600	160	\$60.00
4	320	\$9,600	160	\$60.00
4	224	\$6,720	160	\$42.00
4	0	\$6,080	160	\$38.00
		\$32,000		\$200.00

Recreation Center Site (Instruction by RAP)

Quarter			
Staffing (8 week sessions - 8 participants)	Hours	Unit Cost	Cost Per Quarter
Golf Instructor	160	\$30	\$4,800
Asst. Golf Instructor	160	\$30	\$4,800
Asst. Golf Instructor*	0	\$30	\$0
Supplies	Quantity		
City Golf Polo Shirt	80	\$20	\$1,600
Reusable Water Bottle	80	\$5	\$400
City Golf Hat	80	\$10	\$800
Trophy	80	\$3	\$240
			<u>\$3,040</u>
			\$12,640

* Transportation for Program culmination at Golf Course / Tregnan

Annual				
# of Sessions	# of Total Hours	Annual Cost by Category	No. of Participants (Annual)	Unit Cost
4	640	\$19,200	320	\$60
4	640	\$19,200	320	\$60
4	0	\$0	320	\$0.00
4		\$12,160	320	\$38
		\$50,560		\$158.00

Equipment: Golf Courses

Item	Quantity	Price Per Unit	Included in Previous Project Plans	FY 24/25 Project Plan (This Request)
Junior Golf Clubs	20	\$315	\$6,300	
Targets	7	\$50	\$350	
Thermometers	2	\$75	\$150	
X no. of sites			\$6,800	
			4	
Total Equipment: Golf Courses			\$27,200	\$ -

Equipment: Recreation Centers

Item	Quantity	Price Per Unit	Included in Previous Project Plans	FY 24/25 Project Plan (This Request)
Golf Club Sets	5	\$315	\$1,575	\$1,575
Practice Targets	1	\$50	\$50	\$50
Hitting Nets	1	\$200	\$200	\$200
Mobile Practice Greens	1	\$1,200	\$1,200	\$1,200
X no. of sites			\$3,025	\$3,025
			4	6
Total Equipment: Recreation Centers			\$12,100	\$ 18,150

Total Cost				\$100,710
-------------------	--	--	--	------------------

Attachment 8
List of Golf Sites

Golf Courses : List of Sites				
	Facility	Address	Region	CD
1	Hansen Dam	10400 Glenoaks Blvd, Pacoima 91331	Valley	7
2	Harbor Park	1235 N. Figueroa Place, Wilmington 90744	Pacific	15
3	Tregnan Golf Academy	4341 Griffith Park Dr, Los Angeles 90027	Golf	4
4	Woodley Lakes Golf Course	6331 Woodley Ave, Van Nuys 91406	Valley	6

Rec Centers : List of Sites				
	Facility	Address	Region	CD
1	Central Park RC	1357 E 22nd St, Los Angeles, CA 90011	Pacific	9
2	Hubert Humphrey RC	12560 Filmore St, Pacoima, CA 91331	Valley	7
3	Jim Gilliam RC	4000 S. La Brea Avenue, Los Angeles, CA 90008	Pacific	10
4	Lafayette RC	625 South Lafayette Park Place, Los Angeles, CA	Metro	10
5	Martin Luther King, Jr. R.C.	3916 S. Western Avenue, Los Angeles, CA 90062	Pacific	8
6	Evergreen R.C.	2844 E. 2nd St, Los Angeles, CA 90033	Metro	14
7	Granada Hills R.C.	16730 Chatsworth St., Granada Hills, CA 91344	Valley	12
8	Gilbert Lindsay R.C.	429 E. 42nd Pl., Los Angeles, CA 90011	Pacific	9
9	Reseda R.C.	18411 Victory Blvd, Reseda, CA 91335	Valley	3
10	Glassell Park R.C.	3650 Verdugo Rd., Los Angeles, CA 90065	Metro	1

JUDO

DIRECT COST							
	Category	Estimated # Participants or Hours (per Quarter)	# of Sites	Item Cost	Total Cost (per Quarter)	Total Cost (per Year)	Unit Cost
Costs Calculated by Participation	Uniforms	600		\$30	\$18,000	\$72,000	\$30
	Instructors Ratio 1 to 10 4 Hrs per week / 8 weeks	96	20	\$45	\$86,400	\$345,600	\$144
	Tournaments				\$3,750	\$15,000	\$6.25
	Total				\$108,150	\$432,600	\$180.25

EQUIPMENT				
EQUIPMENT	Number of Mats per Site	Cost per Mat	Included in Previous Project Plans	FY 24/25 Project Plan (This Request)
Mats			\$116,000	\$ -
X no. of sites				\$ -
Total Equipment Costs			\$116,000	\$ -

Total Cost	\$432,600
-------------------	------------------

Attachment 10
List of Judo Sites

Judo : List of Sites				
	Facility	Address	Region	CD
1	109th Street R.C.	1464 E. 109th St., Los Angeles, CA 90059	Pacific	15
2	Central R.C.	1357 East 22nd St., Los Angeles, CA 90011	Pacific	9
3	Chevy Chase R.C.	4165 Chevy Chase Dr., Los Angeles, CA 90039	Metro	13
4	Culver Slauson R.C.	5072 S. Slauson Ave., Culver City, CA 90230	Pacific	11
5	Cypress Park	2630 Pepper Ave, Los Angeles, CA 90065	Metro	1
6	Delano Park	15100 Erwin St, Van Nuys, CA 91411	Valley	6
7	Denker R.C.	1550 West 35th Pl., Los Angeles, CA 90018	Pacific	8
8	Evergreen R.C.	2844 E. 2nd St, Los Angeles, CA 90033	Metro	14
9	Highland Park	6150 N. Piedmont Avenue, Los Angeles, CA 90042	Metro	1
10	Hollenbeck Park R.C.	415 S. St. Louis St, Los Angeles, CA 90033	Metro	14
11	Hubert H Humphrey RC	12560 Filmore St, Pacoima, CA 91331	Valley	7
12	Normandie R.C.	1550 S. Normandie Avenue, Los Angeles, CA 90006	Metro	1
13	North Hollywood RC	11430 Chandler Blvd. North Hollywood, CA 91601	Valley	2
14	Oakwood RC	767 California Ave., Venice,CA 90291	West	11
15	Panorama City R.C.	8600 Hazeltine Ave., Panorama City, CA 91402	Valley	6
16	Ramon Garcia RC	1016 S.Fresno St,Los Angeles, CA 90023	Metro	14
17	Sepulveda RC	8825 Kester Ave, Panorama City,CA 91402	Valley	6
18	South Park	345 E 51st, Los Angeles, CA 90011	Pacific	9
19	Valley Plaza RC	12240 Archwood St, North Hollywood, CA 91606	Valley	2
20	Wilmington R.C.	325 N. Neptune Ave., Wilmington, CA 90744	Pacific	15

Marathon Training

DIRECT COST				
Type	NO. OF PARTICIPANTS	Unit Cost	TOTAL COSTS (Annual)	Unit Cost
Medal	3800	\$6.57	\$24,966	\$6.57
Setup Fee (one-time)			\$150	\$0.04
Finisher item: Beanies	3800	\$5.97	\$22,686	\$5.97
TOTALS			\$47,802	\$12.58

Attachment 12

List of RAP Virtual Marathon Registration Sites

RAP Virtual Marathon Registration : List of Sites				
	Facility	Address	Region	CD
1	109th Street R.C.	1464 E. 109th St., Los Angeles, CA 90059	Pacific	15
2	Algin Sutton R.C.	8800 S. Hoover St., Los Angeles, CA 90044	Pacific	8
3	Alpine R.C.	817 Yale St., Los Angeles, CA 90012	Metro	1
4	Andres and Maria Cardenas R.C.	14740 Blythe St., Panorama City, CA 91402	Valley	6
5	Baldwin Hills R.C.	5401 Highlight Pl., Los Angeles, CA 90016	Pacific	10
6	Banning R.C.	1331 Eubank Ave, Wilmington, CA 90744	Pacific	15
7	Bellevue R.C.	826 Lucile Ave., Los Angeles, CA 90026	Metro	13
8	Boyle Heights Sports Center	933 South Mott St., Los Angeles, CA 90023	Metro	14
9	Central R.C.	1357 East 22nd St., Los Angeles, CA 90011	Pacific	9
10	Chevy Chase R.C.	4165 Chevy Chase Dr., Los Angeles, CA 90039	Metro	13
11	Costello R.C.	3141 E. Olympic Bl., Los Angeles, CA 90023	Metro	14
12	Cypress Park R.C.	2630 Pepper Ave., Los Angeles, CA 90065	Metro	1
13	David M. Gonzales/Pacoima R.C.	10943 Herrick Ave., Pacoima, CA 91331	Valley	7
14	Delano R.C.	15100 Erwin St., Van Nuys, CA 91411	Valley	6
15	Denker R.C.	1550 West 35th Pl., Los Angeles, CA 90018	Pacific	8
16	Downey R.C.	1772 North Spring St, Los Angeles, CA 90031	Metro	1
17	E. Wilmington Greenbelt Community Center	918 North Sanford Ave., Wilmington, CA 90744	Pacific	15
18	Echo Park R.C.	1632 Bellevue Ave, Los Angeles, CA 90026	Metro	13
19	El Sereno R.C.	4721 Klamath St., Los Angeles, CA 90032	Metro	14
20	Evergreen R.C.	2844 E. 2nd St, Los Angeles, CA 90033	Metro	14
21	Expo Center/Roy Anderson R.C.	3980 South Bill Robertson Lane, Los Angeles,	Expo	9
22	Fernangeles R.C.	8851 Laurel Canyon Blvd, Sun Valley, CA	Valley	6
23	Fred Roberts R.C.	4700 S. Honduras St., Los Angeles, CA 90011	Pacific	9
24	Gilbert Lindsay R.C.	429 E. 42nd Pl., Los Angeles, CA 90011	Pacific	9
25	Glassell Park R.C.	3650 Verdugo Rd., Los Angeles, CA 90065	Metro	1
26	Green Meadows R.C.	431 E. 89th St., Los Angeles, CA 90003	Pacific	9
27	Harbor City R.C.	24901 Frampton Ave, Harbor City, CA 90710	Pacific	15
28	Hazard Park R.C.	2230 Norfolk St, Los Angeles, CA 90033	Metro	14
29	Highland Park R.C.	6150 N. Piedmont Avenue, Los Angeles, CA	Metro	1
30	Hollenbeck Park R.C.	415 S. St. Louis St, Los Angeles, CA 90033	Metro	14
31	Hollywood R.C.	1122 Cole Ave., Los Angeles, CA 90038	Metro	13
32	Hoover R.C.	1010 W. 25th St., Los Angeles, CA 90007	Metro	1
33	Hubert Humphrey R.C.	12560 Filmore St., Pacoima, CA 91331	Valley	7
34	Jackie Tatum Harvard R.C.	1535 W. 62nd St., Los Angeles, CA 90047	Pacific	8
35	Jim Gilliam R.C.	4000 S. La Brea Avenue, Los Angeles, CA	Pacific	10
36	Lafayette MultiPurpose Community Center	625 South Lafayette Park Place, Los Angeles, CA	Metro	10
37	Lake Street Park	227 North Lake St., Los Angeles, CA 90026	Metro	13
38	Lanark R.C.	21816 Lanark St, Canoga Park, CA 91305	Valley	3
39	Lemon Grove R.C.	4959 Lemon Grove Ave, Los Angeles, CA	Metro	13
40	Lincoln Heights R.C.	2303 Workman Street, Los Angeles, CA 90033	Metro	1
41	Lincoln Heights Youth Center	2911 Altura Street, Los Angeles, CA 90031	Metro	1
42	Lincoln Park R.C.	3501 Valley Blvd, Los Angeles, CA 90031	Metro	1
43	Loren Miller R.C.	2717 Halldale Ave, Los Angeles, CA 90018	Pacific	8
44	Macarthur Park R.C.	2230 W. 6th St., Los Angeles, CA 90057	Metro	1
45	Martin Luther King, Jr. R.C.	3916 S. Western Avenue, Los Angeles, CA	Pacific	8
46	Michelle and Barack Obama Sports	5001 Rodeo Rd, Los Angeles, CA 90016	Pacific	10
47	Mount Carmel R.C.	830 West 70th St., Los Angeles, CA 90044	Pacific	8
48	Normandale R.C.	22400 S. Halldale Ave., Los Angeles, CA	Pacific	15
49	Normandie R.C.	1550 S. Normandie Avenue, Los Angeles, CA	Metro	1
50	North Hills Community Park	8756 N. Parthenia Pl, North Hills, CA 91343	Valley	6
51	North Hollywood R.C.	11430 Chandler Blvd, North Hollywood, CA	Valley	2
52	Pecan R.C.	127 South Pecan St., Los Angeles, CA 90033	Metro	14
53	Queen Anne R.C.	1240 West Blvd, Los Angeles, CA 90019	Metro	10
54	Ramon Garcia R.C.	1016 S. Fresno Street, Los Angeles, CA 90023	Metro	14
55	Reseda R.C.	18411 Victory Blvd, Reseda, CA 91335	Valley	3

Attachment 12

List of RAP Virtual Marathon Registration Sites

RAP Virtual Marathon Registration : List of Sites				
Facility	Address	Region	CD	
56	Rio de Los Angeles State Park	1900 N. San Fernando Rd, Los Angeles, CA	Metro	1
57	Ritchie Valens R.C.	10736 Laurel Canyon Blvd, Pacoima, CA	Valley	7
58	Rose Hill R.C.	4530 Mercury Ave., Los Angeles, CA 90032	Metro	14
59	Rosecrans R.C.	840 W. 149th St., Gardena, CA 90247	Pacific	15
60	Ross Snyder R.C.	1501 East 41st St., Los Angeles, CA 90011	Pacific	9
61	Seoul International Park	3250 San Marino St., Los Angeles, CA 90006	Pacific	10
62	Sepulveda R.C.	8825 Kester Ave., Panorama City 91405	Valley	6
63	Shatto R.C.	3191 West 4th St, Los Angeles, CA 90020	Metro	13
64	Slauson R.C.	5306 S. Compton Ave., Los Angeles, CA	Pacific	9
65	South Park R.C.	345 East 51st St., Los Angeles, CA 90011	Pacific	9
66	South Seas House	2301 West 24th St., Los Angeles CA 90018	Metro	10
67	St. Andrews R.C.	8701 Saint Andrews Place, Los Angeles, CA	Pacific	8
68	State Street R.C.	716 North State St., Los Angeles, CA 90033	Metro	14
69	Stonehurst R.C.	9901 Dronfield St., Sun Valley, CA 91352	Valley	7
70	Sun Valley R.C.	8133 Vineland Ave., Sun Valley, CA 91352	Valley	6
71	Sylmar Park R.C.	13109 Borden Ave, Los Angeles, CA 91342	Valley	7
72	Toberman R.C.	1725 Toberman St., Los Angeles, CA 90015	Metro	1
73	Trinity R.C.	2415 Trinity St., Los Angeles, CA 90011	Pacific	9
74	Valley Plaza	12240 Archwood St., North Hollywood, CA	Valley	2
75	Van Ness R.C.	5720 2nd Avenue, Los Angeles, CA 90043	Pacific	8
76	Van Nuys R.C.	14301 Vanowen St., Van Nuys, CA 91405	Valley	6
77	Victory-Vineland R.C.	11117 Victory Blvd., North Hollywood, CA	Valley	2
78	Vineyard R.C.	2942 Vineyard Ave, Los Angeles, CA 90016	Pacific	10
79	Wabash R.C.	2765 Wabash Ave, Los Angeles, CA 90033	Metro	14
80	Wilmington R.C.	325 N. Neptune Ave., Wilmington, CA 90744	Pacific	15
81	Yucca Park Community Center	6671 Yucca St., Los Angeles, CA 90028	Metro	13

Attachment 13
List of RAP Marathon Training Sites

RAP Marathon Training : List of Sites				
	Facility	Address	Region	CD
1	109th St RC	1464 East 109th ST, Los Angeles, CA 90059	Pacific	15
2	David M. Gonzalez RC	10943 Herrick Ave, Pacoima, CA 91331	Valley`	7
3	Downey RC	1772 N Spring St, Los Angeles, CA 90031	Metro	1
4	El Sereno RC	4721 Klamath St, Los Angeles, CA 90032	Metro	14
5	Evergreen RC	2844 E 2nd St, Los Angeles, CA 90033	Metro	14
6	Glassell Park RC	3650 Verdugo Rd, Los Angeles, CA 90065	Metro	1
7	Green Meadows	431 E. 89th St, Los Angeles, CA 91331	Pacific	9
8	Jackie Tatum Harvard RC	1535 W 62nd St, Los Angeles, CA 90047	Pacific	8
9	Lanark RC	21816 Lanark St, Canoga Park, CA 91304	Valley	3
10	Michelle and Barack Obama Sports Complex	5001 Rodeo Rd, Los Angeles, CA 90016	Pacific	10
11	Penmar RC	1341 Lake St, Venice, CA 90291	Valley	11
12	Queen Anne RC	1240 West Blvd, Los Angeles, CA 90019	Metro	10
13	Ramon Garcia RC	1016 S. Fresno St, Los Angeles, CA 91331	Metro	14
14	Saint Andrews RC	8701 St Andrews Pl, Los Angeles, CA 90047	Pacific	8
15	Sun Valley RC	8133 Vineland Ave, Sun Valley, CA 91352	Valley	6
16	Sunland RC	8651 Foothill Blvd, Sunland, CA 91040	Valley	7
17	Sylmar RC	13109 Borden Ave, Sylmar, CA 91342	Valley	7
18	Van Ness RC	5720 2nd Ave, Los Angeles, CA 90043	Pacific	8
19	Van Nuys RC	14301 Vanowen Ave, Van Nuys, CA 91405	Valley`	6
20	Wilmington RC	325 N Neptune Ave, Wilmington, CA 90744	Pacific	15

SKATEBOARDING

DIRECT COST							
		Estimated # Participants or Hours (per Quarter)	# of Sites	Item Cost	Total Cost (per Quarter)	Total Cost (per Year)	Unit Cost
		450					
Costs Calculated by Participation	Instructors Ratio 1 to 10 4 Hrs per week / 8 weeks	96	15	\$45	\$64,800	\$259,200	\$144
	Tournaments				\$5,000	\$20,000	\$11.11
Subtotal					\$69,800	\$279,200	\$155.11

EQUIPMENT						
		# of Sites	Number of Sets per Site	Cost of Equipment	Included in Previous Project Plans	FY 24/25 Project Plan (This Request)
Costs Calculated by Number of Sites	Equipment	15	30	\$130	\$39,000	\$58,500

Total Cost	\$337,700
-------------------	------------------

ITEM	PRICE \$
HELMETS	30
SKATEBOARDS	50
PROTECTIVE GEAR	30
TOOL KITS	20
	130

Attachment 15
List of Skateboarding Sites

Skateboarding : List of Sites				
	Facility	Address	Region	CD
1	Culver Slauson	5072 S. Slauson Ave, Culver City, CA 90230	West	11
2	Hazard Rec Center	2230 Norfolk St., Los Angeles, CA 90033	Metro	14
3	Hollenbeck Park R.C.	415 S. St. Louis St, Los Angeles, CA 90033	Metro	14
4	Jackie Tatum Skate Plaza	1535 West 62nd St., Los Angeles, CA 90047	Pacific	8
5	Lafayette RC	625 South Lafayette Place, Los Angeles, 90057	Metro	10
6	Normandale	22400 South Halldale Ave, Torrance, CA 90501	Pacific	15
7	North Hollywood Skate Park	11430 Chandler Blvd., North Hollywood, CA 91601	Valley	2
8	Stoner	1835 Stoner Ave, Los Angeles, CA 90025	West	11
9	Sunland RC	8651 Foothill Blvd., Sunland, CA 91040	Valley	7
10	Wilmington RC	325 Neptune Ave., Wilmington, CA 90744	Pacific	15
11	Lincoln Park R.C.	3501 Valley Blvd., Los Angeles, CA 90031	Metro	1
	Michelle and Barack Obama			
12	Sports Complex	5001 Obama Blvd, Los Angeles, CA 90016	Pacific	8
13	Fernangeles R.C.	8851 Laurel Canyon Blvd, Sun Valley, CA 91352	Valley	6
14	Rio de Los Angeles State Park	1900 N. San Fernando Rd, Los Angeles, CA 90065	Metro	1
15	Venice Beach R.C.	1800 Ocean Front Walk	West	11

Tae Kwon Do

COST							
	Details	Estimated # Participants or Hours (per Quarter)	# of Sites	Item Cost	Total Cost (per Quarter)	Total Cost (per Year)	Unit Cost
	Uniforms	120		\$60	\$7,200	\$28,800	\$60
Costs Calculated by Participation	Instructors Ratio 1 to 10 4 Hrs per week / 8 weeks	96	5	\$45	\$21,600	\$86,400	\$180
	Tournaments				\$5,000	\$20,000	\$41.67
	Total				\$33,800	\$135,200	\$281.67

		# of Sites	Number of Mats per Site	Cost per Mat	Included in Previous Project Plans	FY 24/25 Project Plan (This Request)
Costs Calculated by Number of Sites	Mats	5	8	\$267	\$21,360	\$10,680
Total Cost						\$145,880

Attachment 17
List of Tae Kwon Do Sites

Tae Kwon Do : List of Sites				
	Facility	Address	Region	CD
1	Branford RC	13306 Branfors St, Arleta, California 91331	Valley	6
2	Ritchie Valens RC	10736 Laurel Canyon Blvd. Pacoima, CA 91331	Valley	7
3	Rosecrans	840 W. 149th ST., Gardena, CA 90247	Pacific	15
4	Studio City RC	12621 Rye St, Studio City, CA 91604	Valley	4
5	Van Nuys RC	14301 Vanowen Ave., Van Nuys, CA 91405	Valley	6

TENNIS

DIRECT COST							
Category	Estimated # Participants (per Quarter)	Estimated # Hours (per Quarter)	# of Sites	Item Cost	Total Cost (per Quarter)	Total Cost (per Year)	Unit Cost
Instructors Ratio 1 to 10 3 Hrs per week / 8 weeks	600	72	20	\$45.00	\$64,800	\$259,200	\$108
Tournaments					\$6,300	\$25,200	\$10.50
Total					\$71,100	\$284,400	\$118.50

Attachment 19
List of Tennis Sites

Tennis : List of Sites				
	Facility	Address	Region	CD
1	Algin Sutton R.C.	8800 S. Hoover St., Los Angeles, CA 90044	Pacific	8
2	Banning R.C.	1331 Eubank, Wilmington, 90744	Pacific	15
3	El Sereno R.C.	4721 Klamath St., Los Angeles, CA 90032	Metro	14
4	Glassell Park R.C.	3650 Verdugo Rd., Los Angeles, CA 90065	Metro	1
5	Green Meadows R.C.	431 E. 89th St., Los Angeles, CA 90003	Pacific	9
6	Hazard Park R.C.	2230 Norfolk St, Los Angeles, CA 90033	Metro	14
7	Jackie Tatum Harvard R.C.	1535 W. 62nd St., Los Angeles, CA 90047	Pacific	8
8	Lanark R.C.	21816 Lanark St, Canoga Park, CA 91305	Valley	3
9	Panorama City R.C.	8600 Hazeltine Ave., Panorama City, CA 91402	Valley	6
10	Queen Anne R.C.	1240 West Blvd, Los Angeles, CA 90019	Metro	10
11	Rancho Cienega Sports Complex	5001 Rodeo Rd, Los Angeles, CA 90016	Pacific	10
12	Reseda R.C.	18411 Victory Blvd, Reseda, CA 91335	Valley	3
13	Rio de Los Angeles State Park	1900 N. San Fernando Rd, Los Angeles, CA 90066	Metro	1
14	Ritchie Valens R.C.	10736 Laurel Canyon Blvd, Pacoima, CA 91331	Valley	7
15	St. Andrews R.C.	8701 Saint Andrews Place, Los Angeles, CA 90047	Pacific	8
16	Sun Valley R.C.	8133 Vineland Ave., Sun Valley, CA 91352	Valley	6
17	Sunland R.C.	8651 Foothill Blvd, Sunland, CA 91040	Valley	7
18	Sylmar Park R.C.	13109 Borden Ave, Los Angeles, CA 91342	Valley	7
19	Van Ness RC	5720 2nd Avenue, Los Angeles, CA 90043	Pacific	8
20	Victory-Vineland R.C.	11117 Victory Blvd., North Hollywood, CA 91601	Valley	2

Track & Field

DIRECT COST							
	NO. OF PARTICIPANTS (per Quarter)	COST PER INSTRUCTOR/COACH PER SITE	Duration	No. of Sites	TOTAL INSTRUCTOR COST (per Quarter)	TOTAL INSTRUCTOR COST (per Year)	COST PER PARTICIPANT
Instructors/Coaches (\$45/hr X 2 coaches X 2 days X 2 hrs)	400	\$360	8 weeks	20	\$57,600	\$230,400	\$144.00
Saturday Instruction (\$45/hr X 6 Instructor/Coach X 4 hrs)		\$1,080	2 days	3	\$6,480	\$25,920	\$16.20
TOTALS PER QUARTER					\$64,080	\$256,320	\$160.20

EQUIPMENT COST				
EQUIPMENT			Included in Previous Project Plans	FY 24/25 Project Plan (This Request)
High jump, shots, javelins, blocks			\$350,000	\$0
X no. of sites				\$0
Total Equipment Costs			\$350,000	\$0

Total Cost	\$256,320
-------------------	------------------

Attachment 21
List of Track & Field Sites

Track & Field : List of Sites				
	Facility	Address	Region	CD
1	109th St RC	1464 East 109th ST, Los Angeles, CA 90059	Pacific	15
2	David M. Gonzalez RC	10943 Herrick Ave, Pacoima, CA 91331	Valley`	7
3	Downey RC	1772 N Spring St, Los Angeles, CA 90031	Metro	1
4	El Sereno RC	4721 Klamath St, Los Angeles, CA 90032	Metro	14
5	Evergreen RC	2844 E 2nd St, Los Angeles, CA 90033	Metro	14
6	Glassell Park RC	3650 Verdugo Rd, Los Angeles, CA 90065	Metro	1
7	Green Meadows	431 E. 89th St, Los Angeles, CA 91331	Pacific	9
8	Jackie Tatum Harvard RC	1535 W 62nd St, Los Angeles, CA 90047	Pacific	8
9	Lanark RC	21816 Lanark St, Canoga Park, CA 91304	Valley	3
10	Michelle and Barack Obama Sports Complex (formerly Rancho Cienega Sports Complex)	5001 Rodeo Rd, Los Angeles, CA 90016	Pacific	10
11	Penmar RC	1341 Lake St, Venice, CA 90291	Valley	11
12	Queen Anne RC	1240 West Blvd, Los Angeles, CA 90019	Metro	10
13	Ramon Garcia RC	1016 S. Fresno St, Los Angeles, CA 91331	Metro	14
14	Saint Andrews RC	8701 St Andrews Pl, Los Angeles, CA 90047	Pacific	8
15	Sun Valley RC	8133 Vineland Ave, Sun Valley, CA 91352	Valley	6
16	Sunland RC	8651 Foothill Blvd, Sunland, CA 91040	Valley	7
17	Sylmar RC	13109 Borden Ave, Sylmar, CA 91342	Valley	7
18	Van Ness RC	5720 2nd Ave, Los Angeles, CA 90043	Pacific	8
19	Van Nuys RC	14301 Vanowen Ave, Van Nuys, CA 91405	Valley`	6
20	Wilmington RC	325 N Neptune Ave, Wilmington, CA 90744	Pacific	15

**PROJECT PLAN
YOUTH SPORT PARTNERSHIP**



Attachment 22: Detail Aquatics

DOCUMENT NO.: LA28-005 Rev

FISCAL YEAR: 2024/2025

AQUATICS - Pre-qualified				Summer 2018 (6/1/18 - 8/31/18)				Fall 2018 (9/1/18 - 12/31/18)			
				Actual Enrollment (Baseline) Totals				Actual Enrollment (Baseline) Totals			
Facility	Address	Region	CD	Actual Enrollment (Baseline) - Swim Lessons	Actual Enrollment (Baseline) Swim Team	Actual Enrollment (Baseline) Dive, Synchro, Water Polo Teams	Actual (Baseline) Total Enrollment	Actual Enrollment (Baseline) - Swim Lessons	Actual Enrollment (Baseline) Swim Team	Actual Enrollment (Baseline) Dive, Synchro, Water Polo Teams	
1	109th Pool	1500 E. 109th St., Los Angeles, CA 90059	Pacific	15	377	2	1	380			
2	Algin Sutton Pool	8800 S. Hoover St., Los Angeles, CA	Pacific	8	0			0			
3	Banning Pool	1450 N. Avalon Blvd., Wilmington, CA	Pacific	15	605	38	65	708	75	37	14
4	Celes King III Pool	5001 Rodeo Rd, Los Angeles, CA 90016	Pacific	10	707			707	29		
5	Central Pool	1357 East 22nd St., Los Angeles, CA	Pacific	9	724	7	3	734			
6	Costello Pool	3121 E. Olympic Blvd., Los Angeles, CA	Metro	14	597			597			
7	Downey Pool	1775 N. Spring St., Los Angeles, CA 90031	Metro	1	723			723			
8	Echo Deep Pool	1419 Colton St., Los Angeles, CA 90026	Metro	1	1079	58	70	1,207	221	36	4
9	EG Roberts Pool	4526 W. Pico Blvd., Los Angeles, CA	Pacific	10	1263	137	119	1,519	182		
10	Fernangeles Pool	8851 Laurel Canyon Blvd, Sun Valley, CA	Valley	6	925			925			
11	Fremont Pool	7630 Towne Ave., Los Angeles, CA 90003	Pacific	9	640	35	28	703	205		3
12	Glassell Pool	3650 Verdugo Rd., Los Angeles, CA 90065	Metro	1	563	49	44	656	62	33	
13	Granada Hills Pool	16730 Chatsworth St., Granada Hills, CA	Valley	12	733			733			
14	Green Meadows Pool	431 E. 89th St., Los Angeles, CA 90003	Pacific	9	410			410			
15	Harbor Pool	1221 N. Figueroa Pl., Wilmington, CA	Pacific	15	822			822			
16	Hey Rookie Pool	3601 S. Gaffey St., San Pedro, CA 90731	Pacific	15	653	32	23	708	61	29	
17	Highland Pool	6150 N. Piedmont Avenue, Los Angeles,	Metro	1	687			687			
18	Hollywood Pool	1122 Cole Ave., Los Angeles, CA 90038	Pacific	13	812			812			
19	Hubert Humphrey Pool	12560 Filmore St., Pacoima, CA 91331	Valley	7	767	69	50	886	120	56	
20	Jackie Tatum/Harvard Pool	6120 Denker St., Los Angeles, CA 90047	Pacific	8	731			731			
21	John C. Argue Swim Stadium	3980 Bill Robertson Lane, Los Angeles,	Expo	9	2122	111	69	2,302	311	75	27
22	Lanark Pool	21817 Strathern St., Canoga Park, CA	Valley	3	826			826			
23	Lincoln Pool	3501 Valley Blvd, Los Angeles, CA 90031	Metro	1	0			0			
24	North Hollywood Pool	5301 Tujunga Ave., North Hollywood, CA	Valley	2	590			590			
25	Pecan Pool	120 S. Gless St., Los Angeles, CA 90033	Metro	14	331			331			
26	Reseda Pool	18411 Victory Blvd, Reseda, CA 91335	Valley	3	962			962			
27	Richard Alatorre Pool	4721 Klamath St., Los Angeles, CA 90032	Metro	14	928	88	64	1,080	82	43	8
28	Ritchie Valens Pool	10731 Laurel Canyon Blvd., Pacoima, CA	Valley	7	838			838			
29	Roosevelt Pool	456 S. Mathews St., Los Angeles, CA	Metro	14	602	17	15	634	33	11	
30	Ross Snyder Pool	1501 East 41st St., Los Angeles, CA	Pacific	9	637			637			
31	Sepulveda Pool	8737 Kester Ave., Panorama City, CA	Valley	6	1024			1,024			
32	South Park Pool	345 East 51st St., Los Angeles, CA 90011	Pacific	9	414			414			
33	Sun Valley Pool	8123 Vineland Ave., Sun Valley, CA	Valley	6	813			813			
34	Sylmar Pool	13109 Borden Ave, Los Angeles, CA	Valley	7	926			926			
35	Valley Plaza Pool	6715 Laurelgrove Ave., North Hollywood,	Valley	2	802			802			
36	Van Ness Pool	5720 2nd Avenue, Los Angeles, CA 90043	Pacific	2	0			0			
37	Verdugo Hills Pool	10654 Irma Ave., Tujunga, CA 91042	Valley	7	381			381			
Subtotal Aquatics - Pre-qualified				26014	643	551	27,208	1381	320	56	

**PROJECT PLAN
YOUTH SPORT PARTNERSHIP**



Attachment 22: Detail Aquatics

DOCUMENT NO.: LA28-005 Rev

FISCAL YEAR: 2024/2025

				FY 2018/2019: BASELINE							
				Winter 2019 (1/1/19 - 3/31/19)				Spring 2019 (4/1/19 - 6/30/19)			
				Actual Enrollment (Baseline) Totals				Actual Enrollment (Baseline) Totals			
AQUATICS - Pre-qualified											
Facility	Address	Region	CD	Actual (Baseline) Total Enrollment	Actual Enrollment (Baseline) - Swim Lessons	Actual Enrollment (Baseline) Swim Team	Actual Enrollment (Baseline) Dive, Synchro, Water Polo Teams	Actual (Baseline) Total Enrollment	Actual Enrollment (Baseline) - Swim Lessons	Actual Enrollment (Baseline) Swim Team	
1	109th Pool	1500 E. 109th St., Los Angeles, CA 90059	Pacific	15	0			0			
2	Algin Sutton Pool	8800 S. Hoover St., Los Angeles, CA	Pacific	8	0			0			
3	Banning Pool	1450 N. Avalon Blvd., Wilmington, CA	Pacific	15	126	22	37	59	17		
4	Celes King III Pool	5001 Rodeo Rd, Los Angeles, CA 90016	Pacific	10	29	96	43	139	74		
5	Central Pool	1357 East 22nd St., Los Angeles, CA	Pacific	9	0			0			
6	Costello Pool	3121 E. Olympic Blvd., Los Angeles, CA	Metro	14	0			0			
7	Downey Pool	1775 N. Spring St., Los Angeles, CA 90031	Metro	1	0			0			
8	Echo Deep Pool	1419 Colton St., Los Angeles, CA 90026	Metro	1	261	111	39	150	123		
9	EG Roberts Pool	4526 W. Pico Blvd., Los Angeles, CA	Pacific	10	182	200	39	239	145		
10	Fernangeles Pool	8851 Laurel Canyon Blvd, Sun Valley, CA	Valley	6	0			0			
11	Fremont Pool	7630 Towne Ave., Los Angeles, CA 90003	Pacific	9	208	65	8	73	85		
12	Glassell Pool	3650 Verdugo Rd., Los Angeles, CA 90065	Metro	1	95	13	12	25	39		
13	Granada Hills Pool	16730 Chatsworth St., Granada Hills, CA	Valley	12	0			0			
14	Green Meadows Pool	431 E. 89th St., Los Angeles, CA 90003	Pacific	9	0			0			
15	Harbor Pool	1221 N. Figueroa Pl., Wilmington, CA	Pacific	15	0			0			
16	Hey Rookie Pool	3601 S. Gaffey St., San Pedro, CA 90731	Pacific	15	90	24	40	64	25		
17	Highland Pool	6150 N. Piedmont Avenue, Los Angeles,	Metro	1	0			0			
18	Hollywood Pool	1122 Cole Ave., Los Angeles, CA 90038	Pacific	13	0			0			
19	Hubert Humphrey Pool	12560 Filmore St., Pacoima, CA 91331	Valley	7	176	6	20	26	71		
20	Jackie Tatum/Harvard Pool	6120 Denker St., Los Angeles, CA 90047	Pacific	8	0			0			
21	John C. Argue Swim Stadium	3980 Bill Robertson Lane, Los Angeles,	Expo	9	413	167	49	30	246	144	
22	Lanark Pool	21817 Strathern St., Canoga Park, CA	Valley	3	0			0			
23	Lincoln Pool	3501 Valley Blvd, Los Angeles, CA 90031	Metro	1	0			0			
24	North Hollywood Pool	5301 Tujunga Ave., North Hollywood, CA	Valley	2	0			0			
25	Pecan Pool	120 S. Gless St., Los Angeles, CA 90033	Metro	14	0			0			
26	Reseda Pool	18411 Victory Blvd, Reseda, CA 91335	Valley	3	0			0			
27	Richard Alatorre Pool	4721 Klamath St., Los Angeles, CA 90032	Metro	14	133	55	28	83	102		
28	Ritchie Valens Pool	10731 Laurel Canyon Blvd., Pacoima, CA	Valley	7	0			0			
29	Roosevelt Pool	456 S. Mathews St., Los Angeles, CA	Metro	14	44	7	6	13	10		
30	Ross Snyder Pool	1501 East 41st St., Los Angeles, CA	Pacific	9	0			0			
31	Sepulveda Pool	8737 Kester Ave., Panorama City, CA	Valley	6	0			0			
32	South Park Pool	345 East 51st St., Los Angeles, CA 90011	Pacific	9	0			0			
33	Sun Valley Pool	8123 Vineland Ave., Sun Valley, CA	Valley	6	0			0			
34	Sylmar Pool	13109 Borden Ave, Los Angeles, CA	Valley	7	0			0			
35	Valley Plaza Pool	6715 Laurelgrove Ave., North Hollywood,	Valley	2	0			0			
36	Van Ness Pool	5720 2nd Avenue, Los Angeles, CA 90043	Pacific	2	0			0			
37	Verdugo Hills Pool	10654 Irma Ave., Tujunga, CA 91042	Valley	7	0			0			
Subtotal Aquatics - Pre-qualified				1,757	766	49	302	1,117	835	0	

**PROJECT PLAN
YOUTH SPORT PARTNERSHIP**



Attachment 22: Detail Aquatics

DOCUMENT NO.: LA28-005 Rev
FISCAL YEAR: 2024/2025

				1/19 - 5/31/19 (Baseline) Totals		FY 2018/2019 (6/1/18 - 5/31/19) Actual Enrollment (Baseline) Totals				
AQUATICS - Pre-qualified				Actual Enrollment (Baseline) Dive, Synchro, Water Polo Teams	Actual (Baseline) Total Enrollment	Actual Enrollment (Baseline) - Swim Lessons	Actual Enrollment (Baseline) Swim Team	Actual Enrollment (Baseline) Dive, Synchro, Water Polo Teams	Actual (Baseline) Total Enrollment	
Facility	Address	Region	CD							
1	109th Pool	1500 E. 109th St., Los Angeles, CA 90059	Pacific	15		0	377	2	1	380
2	Algin Sutton Pool	8800 S. Hoover St., Los Angeles, CA	Pacific	8		0	0	0	0	0
3	Banning Pool	1450 N. Avalon Blvd., Wilmington, CA	Pacific	15		17	719	75	116	910
4	Celes King III Pool	5001 Rodeo Rd, Los Angeles, CA 90016	Pacific	10		74	906	0	43	949
5	Central Pool	1357 East 22nd St., Los Angeles, CA	Pacific	9		0	724	7	3	734
6	Costello Pool	3121 E. Olympic Blvd., Los Angeles, CA	Metro	14		0	597	0	0	597
7	Downey Pool	1775 N. Spring St., Los Angeles, CA 90031	Metro	1		0	723	0	0	723
8	Echo Deep Pool	1419 Colton St., Los Angeles, CA 90026	Metro	1		123	1534	94	113	1,741
9	EG Roberts Pool	4526 W. Pico Blvd., Los Angeles, CA	Pacific	10		145	1790	137	158	2,085
10	Fernangeles Pool	8851 Laurel Canyon Blvd, Sun Valley, CA	Valley	6		0	925	0	0	925
11	Fremont Pool	7630 Towne Ave., Los Angeles, CA 90003	Pacific	9		85	995	35	39	1,069
12	Glassell Pool	3650 Verdugo Rd., Los Angeles, CA 90065	Metro	1		39	677	82	56	815
13	Granada Hills Pool	16730 Chatsworth St., Granada Hills, CA	Valley	12		0	733	0	0	733
14	Green Meadows Pool	431 E. 89th St., Los Angeles, CA 90003	Pacific	9		0	410	0	0	410
15	Harbor Pool	1221 N. Figueroa Pl., Wilmington, CA	Pacific	15		0	822	0	0	822
16	Hey Rookie Pool	3601 S. Gaffey St., San Pedro, CA 90731	Pacific	15		25	763	61	63	887
17	Highland Pool	6150 N. Piedmont Avenue, Los Angeles,	Metro	1		0	687	0	0	687
18	Hollywood Pool	1122 Cole Ave., Los Angeles, CA 90038	Pacific	13		0	812	0	0	812
19	Hubert Humphrey Pool	12560 Filmore St., Pacoima, CA 91331	Valley	7		71	964	125	70	1,159
20	Jackie Tatum/Harvard Pool	6120 Denker St., Los Angeles, CA 90047	Pacific	8		0	731	0	0	731
21	John C. Argue Swim Stadium	3980 Bill Robertson Lane, Los Angeles,	Expo	9		144	2744	235	126	3,105
22	Lanark Pool	21817 Strathern St., Canoga Park, CA	Valley	3		0	826	0	0	826
23	Lincoln Pool	3501 Valley Blvd, Los Angeles, CA 90031	Metro	1		0	0	0	0	0
24	North Hollywood Pool	5301 Tujunga Ave., North Hollywood, CA	Valley	2		0	590	0	0	590
25	Pecan Pool	120 S. Gless St., Los Angeles, CA 90033	Metro	14		0	331	0	0	331
26	Reseda Pool	18411 Victory Blvd, Reseda, CA 91335	Valley	3		0	962	0	0	962
27	Richard Alatorre Pool	4721 Klamath St., Los Angeles, CA 90032	Metro	14		102	1167	131	100	1,398
28	Ritchie Valens Pool	10731 Laurel Canyon Blvd., Pacoima, CA	Valley	7		0	838	0	0	838
29	Roosevelt Pool	456 S. Mathews St., Los Angeles, CA	Metro	14		10	652	28	21	701
30	Ross Snyder Pool	1501 East 41st St., Los Angeles, CA	Pacific	9		0	637	0	0	637
31	Sepulveda Pool	8737 Kester Ave., Panorama City, CA	Valley	6		0	1024	0	0	1,024
32	South Park Pool	345 East 51st St., Los Angeles, CA 90011	Pacific	9		0	414	0	0	414
33	Sun Valley Pool	8123 Vineland Ave., Sun Valley, CA	Valley	6		0	813	0	0	813
34	Sylmar Pool	13109 Borden Ave, Los Angeles, CA	Valley	7		0	926	0	0	926
35	Valley Plaza Pool	6715 Laurelgrove Ave., North Hollywood,	Valley	2		0	802	0	0	802
36	Van Ness Pool	5720 2nd Avenue, Los Angeles, CA 90043	Pacific	2		0	0	0	0	0
37	Verdugo Hills Pool	10654 Irma Ave., Tujunga, CA 91042	Valley	7		0	381	0	0	381
Subtotal Aquatics - Pre-qualified					0	835	28996	1012	909	30,917

**PROJECT PLAN
YOUTH SPORT PARTNERSHIP**



Attachment 22: Detail Aquatics

DOCUMENT NO.: LA28-005 Rev

FISCAL YEAR: 2024/2025

AQUATICS - Pre-qualified				Summer 2024 (6/1/24 - 8/31/24)						
				Estimated Enrollment Totals						
Facility	Address	Region	CD	Estimated Total Enrollment	Estimated Enrollment -Swim Lessons	Estimated Enrollment - Swim Team	Estimated Enrollment - Dive, Synchro, Water Polo Teams	Estimated \$ Swim Lessons \$33.33	Estimated \$ Swim Team \$ 247	
1	109th Pool	1500 E. 109th St., Los Angeles, CA 90059	Pacific	15	544	502	27	15	\$ 16,732	\$ 6,669
2	Algin Sutton Pool	8800 S. Hoover St., Los Angeles, CA	Pacific	8	325	303	13	9	\$ 10,099	\$ 3,211
3	Banning Pool	1450 N. Avalon Blvd., Wilmington, CA	Pacific	15	591	512	32	47	\$ 17,065	\$ 7,904
4	Celes King III Pool	5001 Rodeo Rd, Los Angeles, CA 90016	Pacific	10	419	368	22	29	\$ 12,265	\$ 5,434
5	Central Pool	1357 East 22nd St., Los Angeles, CA	Pacific	9	327	324	3	0	\$ 10,799	\$ 741
6	Costello Pool	3121 E. Olympic Blvd., Los Angeles, CA	Metro	14	0	0	0	0	\$ -	\$ -
7	Downey Pool	1775 N. Spring St., Los Angeles, CA 90031	Metro	1	415	412	3	0	\$ 13,732	\$ 741
8	Echo Deep Pool	1419 Colton St., Los Angeles, CA 90026	Metro	1	759	681	36	42	\$ 22,698	\$ 8,892
9	EG Roberts Pool	4526 W. Pico Blvd., Los Angeles, CA	Pacific	10	794	716	32	46	\$ 23,864	\$ 7,904
10	Fernangeles Pool	8851 Laurel Canyon Blvd, Sun Valley, CA	Valley	6	668	650	18	0	\$ 21,665	\$ 4,446
11	Fremont Pool	7630 Towne Ave., Los Angeles, CA 90003	Pacific	9	480	471	7	2	\$ 15,698	\$ 1,729
12	Glassell Pool	3650 Verdugo Rd., Los Angeles, CA 90065	Metro	1	496	436	31	29	\$ 14,532	\$ 7,657
13	Granada Hills Pool	16730 Chatsworth St., Granada Hills, CA	Valley	12	19	12	7	0	\$ 400	\$ 1,729
14	Green Meadows Pool	431 E. 89th St., Los Angeles, CA 90003	Pacific	9	207	203	4	0	\$ 6,766	\$ 988
15	Harbor Pool	1221 N. Figueroa Pl., Wilmington, CA	Pacific	15	666	641	21	4	\$ 21,365	\$ 5,187
16	Hey Rookie Pool	3601 S. Gaffey St., San Pedro, CA 90731	Pacific	15	74	63	9	2	\$ 2,100	\$ 2,223
17	Highland Pool	6150 N. Piedmont Avenue, Los Angeles,	Metro	1	437	425	12	0	\$ 14,165	\$ 2,964
18	Hollywood Pool	1122 Cole Ave., Los Angeles, CA 90038	Pacific	13	570	536	22	12	\$ 17,865	\$ 5,434
19	Hubert Humphrey Pool	12560 Filmore St., Pacoima, CA 91331	Valley	7	971	881	43	47	\$ 29,364	\$ 10,621
20	Jackie Tatum/Harvard Pool	6120 Denker St., Los Angeles, CA 90047	Pacific	8	386	357	21	8	\$ 11,899	\$ 5,187
21	John C. Argue Swim Stadium	3980 Bill Robertson Lane, Los Angeles,	Expo	9	1,840	1,697	68	75	\$ 56,561	\$ 16,796
22	Lanark Pool	21817 Strathern St., Canoga Park, CA	Valley	3	627	564	27	36	\$ 18,798	\$ 6,669
23	Lincoln Pool	3501 Valley Blvd, Los Angeles, CA 90031	Metro	1	487	441	27	19	\$ 14,699	\$ 6,669
24	North Hollywood Pool	5301 Tujunga Ave., North Hollywood, CA	Valley	2	365	338	20	7	\$ 11,266	\$ 4,940
25	Pecan Pool	120 S. Gless St., Los Angeles, CA 90033	Metro	14	284	269	9	6	\$ 8,966	\$ 2,223
26	Reseda Pool	18411 Victory Blvd, Reseda, CA 91335	Valley	3	708	662	25	21	\$ 22,064	\$ 6,175
27	Richard Alatorre Pool	4721 Klamath St., Los Angeles, CA 90032	Metro	14	754	679	21	54	\$ 22,631	\$ 5,187
28	Ritchie Valens Pool	10731 Laurel Canyon Blvd., Pacoima, CA	Valley	7	624	602	16	6	\$ 20,065	\$ 3,952
29	Roosevelt Pool	456 S. Mathews St., Los Angeles, CA	Metro	14	497	431	32	34	\$ 14,365	\$ 7,904
30	Ross Snyder Pool	1501 East 41st St., Los Angeles, CA	Pacific	9	242	237	5	0	\$ 7,899	\$ 1,235
31	Sepulveda Pool	8737 Kester Ave., Panorama City, CA	Valley	6	534	512	15	7	\$ 17,065	\$ 3,705
32	South Park Pool	345 East 51st St., Los Angeles, CA 90011	Pacific	9	1,344	1,318	26	0	\$ 43,929	\$ 6,422
33	Sun Valley Pool	8123 Vineland Ave., Sun Valley, CA	Valley	6	566	526	29	11	\$ 17,532	\$ 7,163
34	Sylmar Pool	13109 Borden Ave, Los Angeles, CA	Valley	7	775	734	28	13	\$ 24,464	\$ 6,916
35	Valley Plaza Pool	6715 Laurelgrove Ave., North Hollywood,	Valley	2	739	713	16	10	\$ 23,764	\$ 3,952
36	Van Ness Pool	5720 2nd Avenue, Los Angeles, CA 90043	Pacific	2	664	615	19	30	\$ 20,498	\$ 4,693
37	Verdugo Hills Pool	10654 Irma Ave., Tujunga, CA 91042	Valley	7	0	0	0	0	\$ -	\$ -
Subtotal Aquatics - Pre-qualified				20198	18831	746	621	\$ 627,637	\$ 184,262	

**PROJECT PLAN
YOUTH SPORT PARTNERSHIP**



Attachment 22: Detail Aquatics

DOCUMENT NO.: LA28-005 Rev

FISCAL YEAR: 2024/2025

AQUATICS - Pre-qualified						Fall 2024 (9/1/ Estimated Enr				
Facility	Address	Region	CD	Estimated \$ - Dive, Synchro, Water Polo Teams	Estimated Total Swim Lessons + Sports Teams	Estimated Total Enrollment	Estimated Enrollment -Swim Lessons	Estimated Enrollment - Swim Team	Estimated Enrollment - Dive, Synchro, Water Polo Teams	
1	109th Pool	1500 E. 109th St., Los Angeles, CA 90059	Pacific	15	\$ 3,705	\$ 27,106	0	0	0	
2	Algin Sutton Pool	8800 S. Hoover St., Los Angeles, CA	Pacific	8	\$ 2,223	\$ 15,533	187	110	31	
3	Banning Pool	1450 N. Avalon Blvd., Wilmington, CA	Pacific	15	\$ 11,609	\$ 36,578	182	131	45	
4	Celes King III Pool	5001 Rodeo Rd, Los Angeles, CA 90016	Pacific	10	\$ 7,163	\$ 24,862	266	163	38	
5	Central Pool	1357 East 22nd St., Los Angeles, CA	Pacific	9	\$ -	\$ 11,540	0	0	0	
6	Costello Pool	3121 E. Olympic Blvd., Los Angeles, CA	Metro	14	\$ -	\$ -	0	0	0	
7	Downey Pool	1775 N. Spring St., Los Angeles, CA 90031	Metro	1	\$ -	\$ 14,473	0	0	0	
8	Echo Deep Pool	1419 Colton St., Los Angeles, CA 90026	Metro	1	\$ 10,374	\$ 41,964	251	194	38	
9	EG Roberts Pool	4526 W. Pico Blvd., Los Angeles, CA	Pacific	10	\$ 11,362	\$ 43,130	285	246	26	
10	Fernangeles Pool	8851 Laurel Canyon Blvd, Sun Valley, CA	Valley	6	\$ -	\$ 26,111	0	0	0	
11	Fremont Pool	7630 Towne Ave., Los Angeles, CA 90003	Pacific	9	\$ 494	\$ 17,921	27	27	0	
12	Glassell Pool	3650 Verdugo Rd., Los Angeles, CA 90065	Metro	1	\$ 7,163	\$ 29,352	134	105	29	
13	Granada Hills Pool	16730 Chatsworth St., Granada Hills, CA	Valley	12	\$ -	\$ 2,129	0	0	0	
14	Green Meadows Pool	431 E. 89th St., Los Angeles, CA 90003	Pacific	9	\$ -	\$ 7,754	0	0	0	
15	Harbor Pool	1221 N. Figueroa Pl., Wilmington, CA	Pacific	15	\$ 988	\$ 27,540	0	0	0	
16	Hey Rookie Pool	3601 S. Gaffey St., San Pedro, CA 90731	Pacific	15	\$ 494	\$ 4,817	35	28	7	
17	Highland Pool	6150 N. Piedmont Avenue, Los Angeles,	Metro	1	\$ -	\$ 17,129	0	0	0	
18	Hollywood Pool	1122 Cole Ave., Los Angeles, CA 90038	Pacific	13	\$ 2,964	\$ 26,263	0	0	0	
19	Hubert Humphrey Pool	12560 Filmore St., Pacoima, CA 91331	Valley	7	\$ 11,609	\$ 51,594	193	149	44	
20	Jackie Tatum/Harvard Pool	6120 Denker St., Los Angeles, CA 90047	Pacific	8	\$ 1,976	\$ 19,062	0	0	0	
21	John C. Argue Swim Stadium	3980 Bill Robertson Lane, Los Angeles,	Expo	9	\$ 18,525	\$ 91,882	402	289	50	
22	Lanark Pool	21817 Strathern St., Canoga Park, CA	Valley	3	\$ 8,892	\$ 34,359	0	0	0	
23	Lincoln Pool	3501 Valley Blvd, Los Angeles, CA 90031	Metro	1	\$ 4,693	\$ 26,061	48	31	14	
24	North Hollywood Pool	5301 Tujunga Ave., North Hollywood, CA	Valley	2	\$ 1,729	\$ 17,935	0	0	0	
25	Pecan Pool	120 S. Gless St., Los Angeles, CA 90033	Metro	14	\$ 1,482	\$ 12,671	0	0	0	
26	Reseda Pool	18411 Victory Blvd, Reseda, CA 91335	Valley	3	\$ 5,187	\$ 33,426	0	0	0	
27	Richard Alatorre Pool	4721 Klamath St., Los Angeles, CA 90032	Metro	14	\$ 13,338	\$ 41,156	330	285	35	
28	Ritchie Valens Pool	10731 Laurel Canyon Blvd., Pacoima, CA	Valley	7	\$ 1,482	\$ 25,499	0	0	0	
29	Roosevelt Pool	456 S. Mathews St., Los Angeles, CA	Metro	14	\$ 8,398	\$ 30,667	127	82	30	
30	Ross Snyder Pool	1501 East 41st St., Los Angeles, CA	Pacific	9	\$ -	\$ 9,134	0	0	0	
31	Sepulveda Pool	8737 Kester Ave., Panorama City, CA	Valley	6	\$ 1,729	\$ 22,499	0	0	0	
32	South Park Pool	345 East 51st St., Los Angeles, CA 90011	Pacific	9	\$ -	\$ 50,351	0	0	0	
33	Sun Valley Pool	8123 Vineland Ave., Sun Valley, CA	Valley	6	\$ 2,717	\$ 27,412	0	0	0	
34	Sylmar Pool	13109 Borden Ave, Los Angeles, CA	Valley	7	\$ 3,211	\$ 34,591	0	0	0	
35	Valley Plaza Pool	6715 Laurelgrove Ave., North Hollywood,	Valley	2	\$ 2,470	\$ 30,186	0	0	0	
36	Van Ness Pool	5720 2nd Avenue, Los Angeles, CA 90043	Pacific	2	\$ 7,410	\$ 32,601	235	168	23	
37	Verdugo Hills Pool	10654 Irma Ave., Tujunga, CA 91042	Valley	7	\$ -	\$ -	0	0	0	
Subtotal Aquatics - Pre-qualified					\$ 153,387	\$ 965,286	2702	2008	410	284

**PROJECT PLAN
YOUTH SPORT PARTNERSHIP**



Attachment 22: Detail Aquatics

DOCUMENT NO.: LA28-005 Rev

FISCAL YEAR: 2024/2025

AQUATICS - Pre-qualified				24 - 12/31/24 Enrollment Totals					
Facility	Address	Region	CD	Estimated \$ Swim Lessons	Estimated \$ Swim Team	Estimated \$ - Dive, Synchro, Water Polo Teams	Estimated Total Swim Lessons + Sports Teams	Estimated Total Enrollment	Estimated Enrollment -Swim Lessons
				\$33.33	\$ 247	\$ 247			
1 109th Pool	1500 E. 109th St., Los Angeles, CA 90059	Pacific	15	\$ -	\$ -	\$ -	\$ -	0	0
2 Algin Sutton Pool	8800 S. Hoover St., Los Angeles, CA	Pacific	8	\$ 3,666	\$ 7,657	\$ 11,362	\$ 22,685	64	42
3 Banning Pool	1450 N. Avalon Blvd., Wilmington, CA	Pacific	15	\$ 4,366	\$ 11,115	\$ 1,482	\$ 16,963	105	29
4 Celes King III Pool	5001 Rodeo Rd, Los Angeles, CA 90016	Pacific	10	\$ 5,433	\$ 9,386	\$ 16,055	\$ 30,874	352	238
5 Central Pool	1357 East 22nd St., Los Angeles, CA	Pacific	9	\$ -	\$ -	\$ -	\$ -	0	0
6 Costello Pool	3121 E. Olympic Blvd., Los Angeles, CA	Metro	14	\$ -	\$ -	\$ -	\$ -	0	0
7 Downey Pool	1775 N. Spring St., Los Angeles, CA 90031	Metro	1	\$ -	\$ -	\$ -	\$ -	0	0
8 Echo Deep Pool	1419 Colton St., Los Angeles, CA 90026	Metro	1	\$ 6,466	\$ 9,386	\$ 4,693	\$ 20,545	328	261
9 EG Roberts Pool	4526 W. Pico Blvd., Los Angeles, CA	Pacific	10	\$ 8,199	\$ 6,422	\$ 3,211	\$ 17,832	131	98
10 Fernangeles Pool	8851 Laurel Canyon Blvd, Sun Valley, CA	Valley	6	\$ -	\$ -	\$ -	\$ -	0	0
11 Fremont Pool	7630 Towne Ave., Los Angeles, CA 90003	Pacific	9	\$ 900	\$ -	\$ -	\$ 900	37	36
12 Glassell Pool	3650 Verdugo Rd., Los Angeles, CA 90065	Metro	1	\$ 3,500	\$ 7,163	\$ -	\$ 10,663	96	68
13 Granada Hills Pool	16730 Chatsworth St., Granada Hills, CA	Valley	12	\$ -	\$ -	\$ -	\$ -	0	0
14 Green Meadows Pool	431 E. 89th St., Los Angeles, CA 90003	Pacific	9	\$ -	\$ -	\$ -	\$ -	0	0
15 Harbor Pool	1221 N. Figueroa Pl., Wilmington, CA	Pacific	15	\$ -	\$ -	\$ -	\$ -	0	0
16 Hey Rookie Pool	3601 S. Gaffey St., San Pedro, CA 90731	Pacific	15	\$ 933	\$ 1,729	\$ -	\$ 2,662	2	2
17 Highland Pool	6150 N. Piedmont Avenue, Los Angeles,	Metro	1	\$ -	\$ -	\$ -	\$ -	0	0
18 Hollywood Pool	1122 Cole Ave., Los Angeles, CA 90038	Pacific	13	\$ -	\$ -	\$ -	\$ -	0	0
19 Hubert Humphrey Pool	12560 Filmore St., Pacoima, CA 91331	Valley	7	\$ 4,966	\$ 10,868	\$ -	\$ 15,834	68	35
20 Jackie Tatum/Harvard Pool	6120 Denker St., Los Angeles, CA 90047	Pacific	8	\$ -	\$ -	\$ -	\$ -	0	0
21 John C. Argue Swim Stadium	3980 Bill Robertson Lane, Los Angeles,	Expo	9	\$ 9,632	\$ 12,350	\$ 15,561	\$ 37,543	298	241
22 Lanark Pool	21817 Strathern St., Canoga Park, CA	Valley	3	\$ -	\$ -	\$ -	\$ -	0	0
23 Lincoln Pool	3501 Valley Blvd, Los Angeles, CA 90031	Metro	1	\$ 1,033	\$ 3,458	\$ 741	\$ 5,232	40	28
24 North Hollywood Pool	5301 Tujunga Ave., North Hollywood, CA	Valley	2	\$ -	\$ -	\$ -	\$ -	0	0
25 Pecan Pool	120 S. Gless St., Los Angeles, CA 90033	Metro	14	\$ -	\$ -	\$ -	\$ -	0	0
26 Reseda Pool	18411 Victory Blvd, Reseda, CA 91335	Valley	3	\$ -	\$ -	\$ -	\$ -	0	0
27 Richard Alatorre Pool	4721 Klamath St., Los Angeles, CA 90032	Metro	14	\$ 9,499	\$ 8,645	\$ 2,470	\$ 20,614	305	254
28 Ritchie Valens Pool	10731 Laurel Canyon Blvd., Pacoima, CA	Valley	7	\$ -	\$ -	\$ -	\$ -	0	0
29 Roosevelt Pool	456 S. Mathews St., Los Angeles, CA	Metro	14	\$ 2,733	\$ 7,410	\$ 3,705	\$ 13,848	50	25
30 Ross Snyder Pool	1501 East 41st St., Los Angeles, CA	Pacific	9	\$ -	\$ -	\$ -	\$ -	0	0
31 Sepulveda Pool	8737 Kester Ave., Panorama City, CA	Valley	6	\$ -	\$ -	\$ -	\$ -	0	0
32 South Park Pool	345 East 51st St., Los Angeles, CA 90011	Pacific	9	\$ -	\$ -	\$ -	\$ -	0	0
33 Sun Valley Pool	8123 Vineland Ave., Sun Valley, CA	Valley	6	\$ -	\$ -	\$ -	\$ -	0	0
34 Sylmar Pool	13109 Borden Ave, Los Angeles, CA	Valley	7	\$ -	\$ -	\$ -	\$ -	0	0
35 Valley Plaza Pool	6715 Laurelgrove Ave., North Hollywood,	Valley	2	\$ -	\$ -	\$ -	\$ -	0	0
36 Van Ness Pool	5720 2nd Avenue, Los Angeles, CA 90043	Pacific	2	\$ 5,599	\$ 5,681	\$ 10,868	\$ 22,148	141	118
37 Verdugo Hills Pool	10654 Irma Ave., Tujunga, CA 91042	Valley	7	\$ -	\$ -	\$ -	\$ -	0	0
Subtotal Aquatics - Pre-qualified				\$ 66,927	\$ 101,270	\$ 70,148	\$ 238,345	2017	1475

**PROJECT PLAN
YOUTH SPORT PARTNERSHIP**



Attachment 22: Detail Aquatics

DOCUMENT NO.: LA28-005 Rev

FISCAL YEAR: 2024/2025

FY 2024/2025 PROJECT PLAN (ESTIMATE)

Winter 2025 (1/1/25 - 3/31/25)

Estimated Enrollment Totals

AQUATICS - Pre-qualified

Facility	Address	Region	CD	Estimated Enrollment - Swim Team	Estimated Enrollment - Dive, Synchro, Water Polo Teams	Estimated \$ Swim Lessons	Estimated \$ Swim Team	Estimated \$ - Dive, Synchro, Water Polo Teams	Estimated Total Swim Lessons + Sports Teams
						\$33.33	\$ 247	\$ 247	
1 109th Pool	1500 E. 109th St., Los Angeles, CA 90059	Pacific	15	0	0	\$ -	\$ -	\$ -	\$ -
2 Algin Sutton Pool	8800 S. Hoover St., Los Angeles, CA	Pacific	8	18	4	\$ 1,400	\$ 4,446	\$ 988	\$ 6,834
3 Banning Pool	1450 N. Avalon Blvd., Wilmington, CA	Pacific	15	42	34	\$ 967	\$ 10,374	\$ 8,398	\$ 19,739
4 Celes King III Pool	5001 Rodeo Rd, Los Angeles, CA 90016	Pacific	10	65	49	\$ 7,933	\$ 16,055	\$ 12,103	\$ 36,091
5 Central Pool	1357 East 22nd St., Los Angeles, CA	Pacific	9	0	0	\$ -	\$ -	\$ -	\$ -
6 Costello Pool	3121 E. Olympic Blvd., Los Angeles, CA	Metro	14	0	0	\$ -	\$ -	\$ -	\$ -
7 Downey Pool	1775 N. Spring St., Los Angeles, CA 90031	Metro	1	0	0	\$ -	\$ -	\$ -	\$ -
8 Echo Deep Pool	1419 Colton St., Los Angeles, CA 90026	Metro	1	36	31	\$ 8,699	\$ 8,892	\$ 7,657	\$ 25,248
9 EG Roberts Pool	4526 W. Pico Blvd., Los Angeles, CA	Pacific	10	19	14	\$ 3,266	\$ 4,693	\$ 3,458	\$ 11,417
10 Fernangeles Pool	8851 Laurel Canyon Blvd, Sun Valley, CA	Valley	6	0	0	\$ -	\$ -	\$ -	\$ -
11 Fremont Pool	7630 Towne Ave., Los Angeles, CA 90003	Pacific	9	0	1	\$ 1,200	\$ -	\$ 247	\$ 1,447
12 Glassell Pool	3650 Verdugo Rd., Los Angeles, CA 90065	Metro	1	23	5	\$ 2,266	\$ 5,681	\$ 1,235	\$ 9,182
13 Granada Hills Pool	16730 Chatsworth St., Granada Hills, CA	Valley	12	0	0	\$ -	\$ -	\$ -	\$ -
14 Green Meadows Pool	431 E. 89th St., Los Angeles, CA 90003	Pacific	9	0	0	\$ -	\$ -	\$ -	\$ -
15 Harbor Pool	1221 N. Figueroa Pl., Wilmington, CA	Pacific	15	0	0	\$ -	\$ -	\$ -	\$ -
16 Hey Rookie Pool	3601 S. Gaffey St., San Pedro, CA 90731	Pacific	15	0	0	\$ 67	\$ -	\$ -	\$ 67
17 Highland Pool	6150 N. Piedmont Avenue, Los Angeles,	Metro	1	0	0	\$ -	\$ -	\$ -	\$ -
18 Hollywood Pool	1122 Cole Ave., Los Angeles, CA 90038	Pacific	13	0	0	\$ -	\$ -	\$ -	\$ -
19 Hubert Humphrey Pool	12560 Filmore St., Pacoima, CA 91331	Valley	7	18	15	\$ 1,167	\$ 4,446	\$ 3,705	\$ 9,318
20 Jackie Tatum/Harvard Pool	6120 Denker St., Los Angeles, CA 90047	Pacific	8	0	0	\$ -	\$ -	\$ -	\$ -
21 John C. Argue Swim Stadium	3980 Bill Robertson Lane, Los Angeles,	Expo	9	36	21	\$ 8,033	\$ 8,892	\$ 5,187	\$ 22,112
22 Lanark Pool	21817 Strathern St., Canoga Park, CA	Valley	3	0	0	\$ -	\$ -	\$ -	\$ -
23 Lincoln Pool	3501 Valley Blvd, Los Angeles, CA 90031	Metro	1	12	0	\$ 933	\$ 2,964	\$ -	\$ 3,897
24 North Hollywood Pool	5301 Tujunga Ave., North Hollywood, CA	Valley	2	0	0	\$ -	\$ -	\$ -	\$ -
25 Pecan Pool	120 S. Gless St., Los Angeles, CA 90033	Metro	14	0	0	\$ -	\$ -	\$ -	\$ -
26 Reseda Pool	18411 Victory Blvd, Reseda, CA 91335	Valley	3	0	0	\$ -	\$ -	\$ -	\$ -
27 Richard Alatorre Pool	4721 Klamath St., Los Angeles, CA 90032	Metro	14	24	27	\$ 8,466	\$ 5,928	\$ 6,669	\$ 21,063
28 Ritchie Valens Pool	10731 Laurel Canyon Blvd., Pacoima, CA	Valley	7	0	0	\$ -	\$ -	\$ -	\$ -
29 Roosevelt Pool	456 S. Mathews St., Los Angeles, CA	Metro	14	10	15	\$ 833	\$ 2,470	\$ 3,705	\$ 7,008
30 Ross Snyder Pool	1501 East 41st St., Los Angeles, CA	Pacific	9	0	0	\$ -	\$ -	\$ -	\$ -
31 Sepulveda Pool	8737 Kester Ave., Panorama City, CA	Valley	6	0	0	\$ -	\$ -	\$ -	\$ -
32 South Park Pool	345 East 51st St., Los Angeles, CA 90011	Pacific	9	0	0	\$ -	\$ -	\$ -	\$ -
33 Sun Valley Pool	8123 Vineland Ave., Sun Valley, CA	Valley	6	0	0	\$ -	\$ -	\$ -	\$ -
34 Sylmar Pool	13109 Borden Ave, Los Angeles, CA	Valley	7	0	0	\$ -	\$ -	\$ -	\$ -
35 Valley Plaza Pool	6715 Laurelgrove Ave., North Hollywood,	Valley	2	0	0	\$ -	\$ -	\$ -	\$ -
36 Van Ness Pool	5720 2nd Avenue, Los Angeles, CA 90043	Pacific	2	13	10	\$ 3,933	\$ 3,211	\$ 2,470	\$ 9,614
37 Verdugo Hills Pool	10654 Irma Ave., Tujunga, CA 91042	Valley	7	0	0	\$ -	\$ -	\$ -	\$ -
Subtotal Aquatics - Pre-qualified				316	226	\$ 49,162	\$ 78,052	\$ 55,822	\$ 183,036

**PROJECT PLAN
YOUTH SPORT PARTNERSHIP**



Attachment 22: Detail Aquatics

DOCUMENT NO.: LA28-005 Rev

FISCAL YEAR: 2024/2025

AQUATICS - Pre-qualified				Spring 2025 (4/1/25 - 5/31/25)						
				Estimated Enrollment Totals						
Facility	Address	Region	CD	Estimated Total Enrollment	Estimated Enrollment -Swim Lessons	Estimated Enrollment - Swim Team	Estimated Enrollment - Dive, Synchro, Water Polo Teams	Estimated \$ Swim Lessons \$33.33	Estimated \$ Swim Team \$ 247	Estimated \$ - Dive, Synchro, Water Polo Teams \$ 247
1	109th Pool	1500 E. 109th St., Los Angeles, CA 90059	Pacific	15	0	0	0	\$ -	\$ -	\$ -
2	Algin Sutton Pool	8800 S. Hoover St., Los Angeles, CA	Pacific	8	113	113	0	\$ 3,766	\$ -	\$ -
3	Banning Pool	1450 N. Avalon Blvd., Wilmington, CA	Pacific	15	106	106	0	\$ 3,533	\$ -	\$ -
4	Celes King III Pool	5001 Rodeo Rd, Los Angeles, CA 90016	Pacific	10	163	163	0	\$ 5,433	\$ -	\$ -
5	Central Pool	1357 East 22nd St., Los Angeles, CA	Pacific	9	0	0	0	\$ -	\$ -	\$ -
6	Costello Pool	3121 E. Olympic Blvd., Los Angeles, CA	Metro	14	0	0	0	\$ -	\$ -	\$ -
7	Downey Pool	1775 N. Spring St., Los Angeles, CA 90031	Metro	1	0	0	0	\$ -	\$ -	\$ -
8	Echo Deep Pool	1419 Colton St., Los Angeles, CA 90026	Metro	1	279	279	0	\$ 9,299	\$ -	\$ -
9	EG Roberts Pool	4526 W. Pico Blvd., Los Angeles, CA	Pacific	10	222	222	0	\$ 7,399	\$ -	\$ -
10	Fernangeles Pool	8851 Laurel Canyon Blvd, Sun Valley, CA	Valley	6	0	0	0	\$ -	\$ -	\$ -
11	Fremont Pool	7630 Towne Ave., Los Angeles, CA 90003	Pacific	9	0	0	0	\$ -	\$ -	\$ -
12	Glassell Pool	3650 Verdugo Rd., Los Angeles, CA 90065	Metro	1	149	149	0	\$ 4,966	\$ -	\$ -
13	Granada Hills Pool	16730 Chatsworth St., Granada Hills, CA	Valley	12	0	0	0	\$ -	\$ -	\$ -
14	Green Meadows Pool	431 E. 89th St., Los Angeles, CA 90003	Pacific	9	0	0	0	\$ -	\$ -	\$ -
15	Harbor Pool	1221 N. Figueroa Pl., Wilmington, CA	Pacific	15	0	0	0	\$ -	\$ -	\$ -
16	Hey Rookie Pool	3601 S. Gaffey St., San Pedro, CA 90731	Pacific	15	26	16	10	\$ 533	\$ 2,470	\$ -
17	Highland Pool	6150 N. Piedmont Avenue, Los Angeles,	Metro	1	0	0	0	\$ -	\$ -	\$ -
18	Hollywood Pool	1122 Cole Ave., Los Angeles, CA 90038	Pacific	13	0	0	0	\$ -	\$ -	\$ -
19	Hubert Humphrey Pool	12560 Filmore St., Pacoima, CA 91331	Valley	7	183	183	0	\$ 6,099	\$ -	\$ -
20	Jackie Tatum/Harvard Pool	6120 Denker St., Los Angeles, CA 90047	Pacific	8	0	0	0	\$ -	\$ -	\$ -
21	John C. Argue Swim Stadium	3980 Bill Robertson Lane, Los Angeles,	Expo	9	264	264	0	\$ 8,799	\$ -	\$ -
22	Lanark Pool	21817 Strathern St., Canoga Park, CA	Valley	3	0	0	0	\$ -	\$ -	\$ -
23	Lincoln Pool	3501 Valley Blvd, Los Angeles, CA 90031	Metro	1	67	67	0	\$ 2,233	\$ -	\$ -
24	North Hollywood Pool	5301 Tujunga Ave., North Hollywood, CA	Valley	2	0	0	0	\$ -	\$ -	\$ -
25	Pecan Pool	120 S. Gless St., Los Angeles, CA 90033	Metro	14	0	0	0	\$ -	\$ -	\$ -
26	Reseda Pool	18411 Victory Blvd, Reseda, CA 91335	Valley	3	0	0	0	\$ -	\$ -	\$ -
27	Richard Alatorre Pool	4721 Klamath St., Los Angeles, CA 90032	Metro	14	316	306	10	\$ 10,199	\$ -	\$ 2,470
28	Ritchie Valens Pool	10731 Laurel Canyon Blvd., Pacoima, CA	Valley	7	0	0	0	\$ -	\$ -	\$ -
29	Roosevelt Pool	456 S. Mathews St., Los Angeles, CA	Metro	14	59	59	0	\$ 1,966	\$ -	\$ -
30	Ross Snyder Pool	1501 East 41st St., Los Angeles, CA	Pacific	9	0	0	0	\$ -	\$ -	\$ -
31	Sepulveda Pool	8737 Kester Ave., Panorama City, CA	Valley	6	0	0	0	\$ -	\$ -	\$ -
32	South Park Pool	345 East 51st St., Los Angeles, CA 90011	Pacific	9	0	0	0	\$ -	\$ -	\$ -
33	Sun Valley Pool	8123 Vineland Ave., Sun Valley, CA	Valley	6	0	0	0	\$ -	\$ -	\$ -
34	Sylmar Pool	13109 Borden Ave, Los Angeles, CA	Valley	7	0	0	0	\$ -	\$ -	\$ -
35	Valley Plaza Pool	6715 Laurelgrove Ave., North Hollywood,	Valley	2	0	0	0	\$ -	\$ -	\$ -
36	Van Ness Pool	5720 2nd Avenue, Los Angeles, CA 90043	Pacific	2	241	219	0	\$ 7,299	\$ -	\$ 5,434
37	Verdugo Hills Pool	10654 Irma Ave., Tujunga, CA 91042	Valley	7	0	0	0	\$ -	\$ -	\$ -
Subtotal Aquatics - Pre-qualified				2188	2146	10	32	\$ 71,526	\$ 2,470	\$ 7,904

**PROJECT PLAN
YOUTH SPORT PARTNERSHIP**



Attachment 22: Detail Aquatics

DOCUMENT NO.: LA28-005 Rev
FISCAL YEAR: 2024/2025

AQUATICS - Pre-qualified					FY 2024/2025 (6/1/24 - 5/31/25) Estimated Enrollment Totals				
Facility	Address	Region	CD	Estimated Total Swim Lessons + Sports Teams	Estimated Total Enrollment	Estimated Enrollment -Swim Lessons	Estimated Enrollment - Swim Team	Estimated Enrollment - Dive, Synchro, Water Polo Teams	Estimated \$ Swim Lessons
1 109th Pool	1500 E. 109th St., Los Angeles, CA 90059	Pacific	15	\$ -	544	502	27	15	\$ 16,732
2 Algin Sutton Pool	8800 S. Hoover St., Los Angeles, CA	Pacific	8	\$ 3,766	689	568	62	59	\$ 18,931
3 Banning Pool	1450 N. Avalon Blvd., Wilmington, CA	Pacific	15	\$ 3,533	984	778	119	87	\$ 25,931
4 Celes King III Pool	5001 Rodeo Rd, Los Angeles, CA 90016	Pacific	10	\$ 5,433	1,200	932	125	143	\$ 31,064
5 Central Pool	1357 East 22nd St., Los Angeles, CA	Pacific	9	\$ -	327	324	3	0	\$ 10,799
6 Costello Pool	3121 E. Olympic Blvd., Los Angeles, CA	Metro	14	\$ -	0	0	0	0	\$ -
7 Downey Pool	1775 N. Spring St., Los Angeles, CA 90031	Metro	1	\$ -	415	412	3	0	\$ 13,732
8 Echo Deep Pool	1419 Colton St., Los Angeles, CA 90026	Metro	1	\$ 9,299	1,617	1,415	110	92	\$ 47,162
9 EG Roberts Pool	4526 W. Pico Blvd., Los Angeles, CA	Pacific	10	\$ 7,399	1,432	1,282	77	73	\$ 42,729
10 Fernangeles Pool	8851 Laurel Canyon Blvd, Sun Valley, CA	Valley	6	\$ -	668	650	18	0	\$ 21,665
11 Fremont Pool	7630 Towne Ave., Los Angeles, CA 90003	Pacific	9	\$ -	544	534	7	3	\$ 17,798
12 Glassell Pool	3650 Verdugo Rd., Los Angeles, CA 90065	Metro	1	\$ 4,966	875	758	83	34	\$ 25,264
13 Granada Hills Pool	16730 Chatsworth St., Granada Hills, CA	Valley	12	\$ -	19	12	7	0	\$ 400
14 Green Meadows Pool	431 E. 89th St., Los Angeles, CA 90003	Pacific	9	\$ -	207	203	4	0	\$ 6,766
15 Harbor Pool	1221 N. Figueroa Pl., Wilmington, CA	Pacific	15	\$ -	666	641	21	4	\$ 21,365
16 Hey Rookie Pool	3601 S. Gaffey St., San Pedro, CA 90731	Pacific	15	\$ 3,003	137	109	26	2	\$ 3,633
17 Highland Pool	6150 N. Piedmont Avenue, Los Angeles,	Metro	1	\$ -	437	425	12	0	\$ 14,165
18 Hollywood Pool	1122 Cole Ave., Los Angeles, CA 90038	Pacific	13	\$ -	570	536	22	12	\$ 17,865
19 Hubert Humphrey Pool	12560 Filmore St., Pacoima, CA 91331	Valley	7	\$ 6,099	1,415	1,248	105	62	\$ 41,596
20 Jackie Tatum/Harvard Pool	6120 Denker St., Los Angeles, CA 90047	Pacific	8	\$ -	386	357	21	8	\$ 11,899
21 John C. Argue Swim Stadium	3980 Bill Robertson Lane, Los Angeles,	Expo	9	\$ 8,799	2,804	2,491	154	159	\$ 83,025
22 Lanark Pool	21817 Strathern St., Canoga Park, CA	Valley	3	\$ -	627	564	27	36	\$ 18,798
23 Lincoln Pool	3501 Valley Blvd, Los Angeles, CA 90031	Metro	1	\$ 2,233	642	567	53	22	\$ 18,898
24 North Hollywood Pool	5301 Tujunga Ave., North Hollywood, CA	Valley	2	\$ -	365	338	20	7	\$ 11,266
25 Pecan Pool	120 S. Gless St., Los Angeles, CA 90033	Metro	14	\$ -	284	269	9	6	\$ 8,966
26 Reseda Pool	18411 Victory Blvd, Reseda, CA 91335	Valley	3	\$ -	708	662	25	21	\$ 22,064
27 Richard Alatorre Pool	4721 Klamath St., Los Angeles, CA 90032	Metro	14	\$ 12,669	1,705	1,524	80	101	\$ 50,795
28 Ritchie Valens Pool	10731 Laurel Canyon Blvd., Pacoima, CA	Valley	7	\$ -	624	602	16	6	\$ 20,065
29 Roosevelt Pool	456 S. Mathews St., Los Angeles, CA	Metro	14	\$ 1,966	733	597	72	64	\$ 19,898
30 Ross Snyder Pool	1501 East 41st St., Los Angeles, CA	Pacific	9	\$ -	242	237	5	0	\$ 7,899
31 Sepulveda Pool	8737 Kester Ave., Panorama City, CA	Valley	6	\$ -	534	512	15	7	\$ 17,065
32 South Park Pool	345 East 51st St., Los Angeles, CA 90011	Pacific	9	\$ -	1,344	1,318	26	0	\$ 43,929
33 Sun Valley Pool	8123 Vineland Ave., Sun Valley, CA	Valley	6	\$ -	566	526	29	11	\$ 17,532
34 Sylmar Pool	13109 Borden Ave, Los Angeles, CA	Valley	7	\$ -	775	734	28	13	\$ 24,464
35 Valley Plaza Pool	6715 Laurelgrove Ave., North Hollywood,	Valley	2	\$ -	739	713	16	10	\$ 23,764
36 Van Ness Pool	5720 2nd Avenue, Los Angeles, CA 90043	Pacific	2	\$ 12,733	1,281	1,120	55	106	\$ 37,330
37 Verdugo Hills Pool	10654 Irma Ave., Tujunga, CA 91042	Valley	7	\$ -	0	0	0	0	\$ -
Subtotal Aquatics - Pre-qualified				\$ 81,900	27105	24460	1482	1163	\$ 815,252

**PROJECT PLAN
YOUTH SPORT PARTNERSHIP**



Attachment 22: Detail Aquatics

DOCUMENT NO.: LA28-005 Rev

FISCAL YEAR: 2024/2025

AQUATICS - Pre-qualified							
Facility	Address	Region	CD	Estimated \$ Swim Team	Estimated \$ - Dive, Synchro, Water Polo Teams	Estimated Total Swim Lessons + Sports Teams	
				\$ 247	\$ 247		
1	109th Pool	1500 E. 109th St., Los Angeles, CA 90059	Pacific	15	\$ 6,669	\$ 3,705	\$ 27,106
2	Algin Sutton Pool	8800 S. Hoover St., Los Angeles, CA	Pacific	8	\$ 15,314	\$ 14,573	\$ 48,818
3	Banning Pool	1450 N. Avalon Blvd., Wilmington, CA	Pacific	15	\$ 29,393	\$ 21,489	\$ 76,813
4	Celes King III Pool	5001 Rodeo Rd, Los Angeles, CA 90016	Pacific	10	\$ 30,875	\$ 35,321	\$ 97,260
5	Central Pool	1357 East 22nd St., Los Angeles, CA	Pacific	9	\$ 741	\$ -	\$ 11,540
6	Costello Pool	3121 E. Olympic Blvd., Los Angeles, CA	Metro	14	\$ -	\$ -	\$ -
7	Downey Pool	1775 N. Spring St., Los Angeles, CA 90031	Metro	1	\$ 741	\$ -	\$ 14,473
8	Echo Deep Pool	1419 Colton St., Los Angeles, CA 90026	Metro	1	\$ 27,170	\$ 22,724	\$ 97,056
9	EG Roberts Pool	4526 W. Pico Blvd., Los Angeles, CA	Pacific	10	\$ 19,019	\$ 18,031	\$ 79,779
10	Fernangeles Pool	8851 Laurel Canyon Blvd, Sun Valley, CA	Valley	6	\$ 4,446	\$ -	\$ 26,111
11	Fremont Pool	7630 Towne Ave., Los Angeles, CA 90003	Pacific	9	\$ 1,729	\$ 741	\$ 20,268
12	Glassell Pool	3650 Verdugo Rd., Los Angeles, CA 90065	Metro	1	\$ 20,501	\$ 8,398	\$ 54,163
13	Granada Hills Pool	16730 Chatsworth St., Granada Hills, CA	Valley	12	\$ 1,729	\$ -	\$ 2,129
14	Green Meadows Pool	431 E. 89th St., Los Angeles, CA 90003	Pacific	9	\$ 988	\$ -	\$ 7,754
15	Harbor Pool	1221 N. Figueroa Pl., Wilmington, CA	Pacific	15	\$ 5,187	\$ 988	\$ 27,540
16	Hey Rookie Pool	3601 S. Gaffey St., San Pedro, CA 90731	Pacific	15	\$ 6,422	\$ 494	\$ 10,549
17	Highland Pool	6150 N. Piedmont Avenue, Los Angeles,	Metro	1	\$ 2,964	\$ -	\$ 17,129
18	Hollywood Pool	1122 Cole Ave., Los Angeles, CA 90038	Pacific	13	\$ 5,434	\$ 2,964	\$ 26,263
19	Hubert Humphrey Pool	12560 Filmore St., Pacoima, CA 91331	Valley	7	\$ 25,935	\$ 15,314	\$ 82,845
20	Jackie Tatum/Harvard Pool	6120 Denker St., Los Angeles, CA 90047	Pacific	8	\$ 5,187	\$ 1,976	\$ 19,062
21	John C. Argue Swim Stadium	3980 Bill Robertson Lane, Los Angeles,	Expo	9	\$ 38,038	\$ 39,273	\$ 160,336
22	Lanark Pool	21817 Strathern St., Canoga Park, CA	Valley	3	\$ 6,669	\$ 8,892	\$ 34,359
23	Lincoln Pool	3501 Valley Blvd, Los Angeles, CA 90031	Metro	1	\$ 13,091	\$ 5,434	\$ 37,423
24	North Hollywood Pool	5301 Tujunga Ave., North Hollywood, CA	Valley	2	\$ 4,940	\$ 1,729	\$ 17,935
25	Pecan Pool	120 S. Gless St., Los Angeles, CA 90033	Metro	14	\$ 2,223	\$ 1,482	\$ 12,671
26	Reseda Pool	18411 Victory Blvd, Reseda, CA 91335	Valley	3	\$ 6,175	\$ 5,187	\$ 33,426
27	Richard Alatorre Pool	4721 Klamath St., Los Angeles, CA 90032	Metro	14	\$ 19,760	\$ 24,947	\$ 95,502
28	Ritchie Valens Pool	10731 Laurel Canyon Blvd., Pacoima, CA	Valley	7	\$ 3,952	\$ 1,482	\$ 25,499
29	Roosevelt Pool	456 S. Mathews St., Los Angeles, CA	Metro	14	\$ 17,784	\$ 15,808	\$ 53,490
30	Ross Snyder Pool	1501 East 41st St., Los Angeles, CA	Pacific	9	\$ 1,235	\$ -	\$ 9,134
31	Sepulveda Pool	8737 Kester Ave., Panorama City, CA	Valley	6	\$ 3,705	\$ 1,729	\$ 22,499
32	South Park Pool	345 East 51st St., Los Angeles, CA 90011	Pacific	9	\$ 6,422	\$ -	\$ 50,351
33	Sun Valley Pool	8123 Vineland Ave., Sun Valley, CA	Valley	6	\$ 7,163	\$ 2,717	\$ 27,412
34	Sylmar Pool	13109 Borden Ave, Los Angeles, CA	Valley	7	\$ 6,916	\$ 3,211	\$ 34,591
35	Valley Plaza Pool	6715 Laurelgrove Ave., North Hollywood,	Valley	2	\$ 3,952	\$ 2,470	\$ 30,186
36	Van Ness Pool	5720 2nd Avenue, Los Angeles, CA 90043	Pacific	2	\$ 13,585	\$ 26,182	\$ 77,097
37	Verdugo Hills Pool	10654 Irma Ave., Tujunga, CA 91042	Valley	7	\$ -	\$ -	\$ -
Subtotal Aquatics - Pre-qualified					\$ 366,054	\$ 287,261	\$ 1,468,567

**PROJECT PLAN
YOUTH SPORT PARTNERSHIP**



Attachment 22: Detail Aquatics

DOCUMENT NO.: LA28-005 Rev

FISCAL YEAR: 2024/2025

AQUATICS - Non Pre-qualified (w/ self certification)				Summer 2018 (6/1/18 - 8/31/18)				Fall 2018 (9/1/18 - 12/31/18)		
				Actual Enrollment (Baseline) Totals				Actual Enrollment (Baseline) Totals		
Facility	Address	Region	CD	Actual Enrollment (Baseline) - Swim Lessons	Actual Enrollment (Baseline) Swim Team	Actual Enrollment (Baseline) Dive, Synchro, Water Polo Teams	Actual (Baseline) Total Enrollment	Actual Enrollment (Baseline) - Swim Lessons	Actual Enrollment (Baseline) Swim Team	Actual Enrollment (Baseline) Dive, Synchro, Water Polo Teams
1 Cheviot Hills Pool	2693 Motor Ave., Los Angeles, CA 90064	Pacific	5	357		2	359			
2 Cleveland Pool	8120 Vanalden Ave., Reseda, CA 91335	Valley	3	965	137	119	1,221	357	122	20
3 Griffith Park Pool	3401 Riverside Dr., Los Angeles, CA	Metro	4	896			896			
4 LACES Pool	5931 W. 18th St., Los Angeles, CA 90035	Pacific	10	949	70	85	1,104	151	63	17
5 Mar Vista Pool	11655 Palms Blvd., Los Angeles, CA	Pacific	11	613			613			
6 Northridge Pool	10058 Reseda Blvd., Northridge, CA	Valley	12	663			663			
7 Pan Pacific Park Pool	141 S. Gardner St., Los Angeles, CA	Pacific	4	416			416			
8 Peck Park Pool	560 N. Western Ave., San Pedro, CA	Pacific	15	0			0			
9 Rustic Canyon Pool	601 Latimer Rd., Pacific Palisades, CA	Pacific	11	48			48			
10 Stoner Park Pool	1835 Stoner Ave., Los Angeles, CA 90025	Pacific	11	365			365			
11 Van Nuys Sherman Oaks Pool	14021 Huston St., Van Nuys, CA 91423	Valley	4	1136	57	101	1,294	108	51	96
12 Venice High School Indoor Pool	2490 Walgrove Ave., Los Angeles, CA	Pacific	11	921	66	69	1,056	81	70	20
13 Westchester Pool	9100 Lincoln Blvd., Los Angeles, CA	Pacific	11	775			775			
14 Westwood Pool	1350 Sepulveda Blvd., Los Angeles, CA	Pacific	5	391	51	48	490	81	44	10
15 Woodland Hills Pool	5858 Shoup Ave., Woodland Hills, CA	Valley	3	965	19	12	996			
16 Yosemite Pool	1840 Yosemite Dr., Los Angeles, CA	Metro	14	599	21	22	642			
Subtotal Aquatics - Non pre-qualified (with self certification)				10059	421	458	10,938	778	350	163
Total Aquatics				36073	1064	1009	38,146	2159	670	219

**PROJECT PLAN
YOUTH SPORT PARTNERSHIP**



Attachment 22: Detail Aquatics

DOCUMENT NO.: LA28-005 Rev

FISCAL YEAR: 2024/2025

				FY 2018/2019: BASELINE							
				Winter 2019 (1/1/19 - 3/31/19)				Spring 2019 (4/1/19 - 6/30/19)			
AQUATICS - Non Pre-qualified (w/ self certification)				Actual Enrollment (Baseline) Totals					Actual Enrollment		
Facility	Address	Region	CD	Actual (Baseline) Total Enrollment	Actual Enrollment (Baseline) - Swim Lessons	Actual Enrollment (Baseline) Swim Team	Actual Enrollment (Baseline) Dive, Synchro, Water Polo Teams	Actual (Baseline) Total Enrollment	Actual Enrollment (Baseline) - Swim Lessons	Actual Enrollment (Baseline) Swim Team	
1	Cheviot Hills Pool	2693 Motor Ave., Los Angeles, CA 90064	Pacific	5	0			0			
2	Cleveland Pool	8120 Vanalden Ave., Reseda, CA 91335	Valley	3	499	85	86	171	206		
3	Griffith Park Pool	3401 Riverside Dr., Los Angeles, CA	Metro	4	0			0			
4	LACES Pool	5931 W. 18th St., Los Angeles, CA 90035	Pacific	10	231	83	54	137	116		
5	Mar Vista Pool	11655 Palms Blvd., Los Angeles, CA	Pacific	11	0			0			
6	Northridge Pool	10058 Reseda Blvd., Northridge, CA	Valley	12	0			0			
7	Pan Pacific Park Pool	141 S. Gardner St., Los Angeles, CA	Pacific	4	0			0			
8	Peck Park Pool	560 N. Western Ave., San Pedro, CA	Pacific	15	0			0			
9	Rustic Canyon Pool	601 Latimer Rd., Pacific Palisades, CA	Pacific	11	0			0			
10	Stoner Park Pool	1835 Stoner Ave., Los Angeles, CA 90025	Pacific	11	0			0			
11	Van Nuys Sherman Oaks Pool	14021 Huston St., Van Nuys, CA 91423	Valley	4	255	59	91	150	147		
12	Venice High School Indoor Pool	2490 Walgrove Ave., Los Angeles, CA	Pacific	11	171	36	59	95	60		
13	Westchester Pool	9100 Lincoln Blvd., Los Angeles, CA	Pacific	11	0			0			
14	Westwood Pool	1350 Sepulveda Blvd., Los Angeles, CA	Pacific	5	135	68	25	93	5		
15	Woodland Hills Pool	5858 Shoup Ave., Woodland Hills, CA	Valley	3	0			0			
16	Yosemite Pool	1840 Yosemite Dr., Los Angeles, CA	Metro	14	0			0			
Subtotal Aquatics - Non pre-qualified (with self certification)					1,291	331	0	315	646	534	0
Total Aquatics					3,048	1097	49	617	1,763	1369	0

**PROJECT PLAN
YOUTH SPORT PARTNERSHIP**



Attachment 22: Detail Aquatics

DOCUMENT NO.: LA28-005 Rev

FISCAL YEAR: 2024/2025

				FY 2018/2019 (6/1/18 - 5/31/19)		FY 2018/2019 (6/1/18 - 5/31/19)				
				(Baseline) Totals		Actual Enrollment (Baseline) Totals				
AQUATICS - Non Pre-qualified (w/ self certification)										
Facility	Address	Region	CD	Actual Enrollment (Baseline) Dive, Synchro, Water Polo Teams	Actual (Baseline) Total Enrollment	Actual Enrollment (Baseline) - Swim Lessons	Actual Enrollment (Baseline) Swim Team	Actual Enrollment (Baseline) Dive, Synchro, Water Polo Teams	Actual (Baseline) Total Enrollment	
1 Cheviot Hills Pool	2693 Motor Ave., Los Angeles, CA 90064	Pacific	5		0	357	0	2	359	
2 Cleveland Pool	8120 Vanalden Ave., Reseda, CA 91335	Valley	3		206	1613	259	225	2,097	
3 Griffith Park Pool	3401 Riverside Dr., Los Angeles, CA	Metro	4		0	896	0	0	896	
4 LACES Pool	5931 W. 18th St., Los Angeles, CA 90035	Pacific	10		116	1299	133	156	1,588	
5 Mar Vista Pool	11655 Palms Blvd., Los Angeles, CA	Pacific	11		0	613	0	0	613	
6 Northridge Pool	10058 Reseda Blvd., Northridge, CA	Valley	12		0	663	0	0	663	
7 Pan Pacific Park Pool	141 S. Gardner St., Los Angeles, CA	Pacific	4		0	416	0	0	416	
8 Peck Park Pool	560 N. Western Ave., San Pedro, CA	Pacific	15		0	0	0	0	0	
9 Rustic Canyon Pool	601 Latimer Rd., Pacific Palisades, CA	Pacific	11		0	48	0	0	48	
10 Stoner Park Pool	1835 Stoner Ave., Los Angeles, CA 90025	Pacific	11		0	365	0	0	365	
11 Van Nuys Sherman Oaks Pool	14021 Huston St., Van Nuys, CA 91423	Valley	4		147	1450	108	288	1,846	
12 Venice High School Indoor Pool	2490 Walgrove Ave., Los Angeles, CA	Pacific	11		60	1098	136	148	1,382	
13 Westchester Pool	9100 Lincoln Blvd., Los Angeles, CA	Pacific	11		0	775	0	0	775	
14 Westwood Pool	1350 Sepulveda Blvd., Los Angeles, CA	Pacific	5		5	545	95	83	723	
15 Woodland Hills Pool	5858 Shoup Ave., Woodland Hills, CA	Valley	3		0	965	19	12	996	
16 Yosemite Pool	1840 Yosemite Dr., Los Angeles, CA	Metro	14		0	599	21	22	642	
Subtotal Aquatics - Non pre-qualified (with self certification)					0	534	11702	771	936	13,409
Total Aquatics					0	1,369	40698	1783	1845	44,326

**PROJECT PLAN
YOUTH SPORT PARTNERSHIP**



Attachment 22: Detail Aquatics

DOCUMENT NO.: LA28-005 Rev

FISCAL YEAR: 2024/2025

AQUATICS - Non Pre-qualified (w/ self certification)				Summer 2024 (6/1/24 - 8/31/24)					
				Estimated Enrollment Totals					
Facility	Address	Region	CD	Estimated Total Enrollment	Estimated Enrollment -Swim Lessons	Estimated Enrollment - Swim Team	Estimated Enrollment - Dive, Synchro, Water Polo Teams	Estimated \$ Swim Lessons \$33.33	Estimated \$ Swim Team \$ 247
1 Cheviot Hills Pool	2693 Motor Ave., Los Angeles, CA 90064	Pacific	5	98	91	3	4	\$ 3,033	\$ 741
2 Cleveland Pool	8120 Vanalden Ave., Reseda, CA 91335	Valley	3	711	578	42	91	\$ 19,265	\$ 10,374
3 Griffith Park Pool	3401 Riverside Dr., Los Angeles, CA	Metro	4	0	0	0	0	\$ -	\$ -
4 LACES Pool	5931 W. 18th St., Los Angeles, CA 90035	Pacific	10	114	91	0	23	\$ 3,033	\$ -
5 Mar Vista Pool	11655 Palms Blvd., Los Angeles, CA	Pacific	11	111	77	25	9	\$ 2,566	\$ 6,175
6 Northridge Pool	10058 Reseda Blvd., Northridge, CA	Valley	12	59	31	20	8	\$ 1,033	\$ 4,940
7 Pan Pacific Park Pool	141 S. Gardner St., Los Angeles, CA	Pacific	4	87	60	20	7	\$ 2,000	\$ 4,940
8 Peck Park Pool	560 N. Western Ave., San Pedro, CA	Pacific	15	0	0	0	0	\$ -	\$ -
9 Rustic Canyon Pool	601 Latimer Rd., Pacific Palisades, CA	Pacific	11	0	0	0	0	\$ -	\$ -
10 Stoner Park Pool	1835 Stoner Ave., Los Angeles, CA 90025	Pacific	11	53	50	3	0	\$ 1,667	\$ 741
11 Van Nuys Sherman Oaks Pool	14021 Huston St., Van Nuys, CA 91423	Valley	4	67	52	3	12	\$ 1,733	\$ 741
12 Venice High School Indoor Pool	2490 Walgrove Ave., Los Angeles, CA	Pacific	11	44	4	9	31	\$ 133	\$ 2,223
13 Westchester Pool	9100 Lincoln Blvd., Los Angeles, CA	Pacific	11	103	88	15	0	\$ 2,933	\$ 3,705
14 Westwood Pool	1350 Sepulveda Blvd., Los Angeles, CA	Pacific	5	14	7	1	6	\$ 233	\$ 247
15 Woodland Hills Pool	5858 Shoup Ave., Woodland Hills, CA	Valley	3	55	37	10	8	\$ 1,233	\$ 2,470
16 Yosemite Pool	1840 Yosemite Dr., Los Angeles, CA	Metro	14	58	36	12	10	\$ 1,200	\$ 2,964
Subtotal Aquatics - Non pre-qualified (with self certification)				1574	1202	163	209	\$ 40,063	\$ 40,261
Total Aquatics				21772	20033	909	830	\$ 667,700	\$ 224,523

**PROJECT PLAN
YOUTH SPORT PARTNERSHIP**



Attachment 22: Detail Aquatics

DOCUMENT NO.: LA28-005 Rev

FISCAL YEAR: 2024/2025

AQUATICS - Non Pre-qualified (w/ self certification)						Fall 2024 (9/1/25) - Estimated Enr			
Facility	Address	Region	CD	Estimated \$ - Dive, Synchro, Water Polo Teams	Estimated Total Swim Lessons + Sports Teams	Estimated Total Enrollment	Estimated Enrollment -Swim Lessons	Estimated Enrollment - Swim Team	Estimated Enrollment - Dive, Synchro, Water Polo Teams
				\$ 247					
1 Cheviot Hills Pool	2693 Motor Ave., Los Angeles, CA 90064	Pacific	5	\$ 988	\$ 4,762	0	0	0	0
2 Cleveland Pool	8120 Vanalden Ave., Reseda, CA 91335	Valley	3	\$ 22,477	\$ 52,116	402	293	62	47
3 Griffith Park Pool	3401 Riverside Dr., Los Angeles, CA	Metro	4	\$ -	\$ -	0	0	0	0
4 LACES Pool	5931 W. 18th St., Los Angeles, CA 90035	Pacific	10	\$ 5,681	\$ 8,714	224	190	25	9
5 Mar Vista Pool	11655 Palms Blvd., Los Angeles, CA	Pacific	11	\$ 2,223	\$ 10,964	0	0	0	0
6 Northridge Pool	10058 Reseda Blvd., Northridge, CA	Valley	12	\$ 1,976	\$ 7,949	0	0	0	0
7 Pan Pacific Park Pool	141 S. Gardner St., Los Angeles, CA	Pacific	4	\$ 1,729	\$ 8,669	0	0	0	0
8 Peck Park Pool	560 N. Western Ave., San Pedro, CA	Pacific	15	\$ -	\$ -	0	0	0	0
9 Rustic Canyon Pool	601 Latimer Rd., Pacific Palisades, CA	Pacific	11	\$ -	\$ -	0	0	0	0
10 Stoner Park Pool	1835 Stoner Ave., Los Angeles, CA 90025	Pacific	11	\$ -	\$ 2,408	0	0	0	0
11 Van Nuys Sherman Oaks Pool	14021 Huston St., Van Nuys, CA 91423	Valley	4	\$ 2,964	\$ 5,438	26	10	13	3
12 Venice High School Indoor Pool	2490 Walgrove Ave., Los Angeles, CA	Pacific	11	\$ 7,657	\$ 10,013	167	143	14	10
13 Westchester Pool	9100 Lincoln Blvd., Los Angeles, CA	Pacific	11	\$ -	\$ 6,638	0	0	0	0
14 Westwood Pool	1350 Sepulveda Blvd., Los Angeles, CA	Pacific	5	\$ 1,482	\$ 1,962	46	39	5	2
15 Woodland Hills Pool	5858 Shoup Ave., Woodland Hills, CA	Valley	3	\$ 1,976	\$ 5,679	0	0	0	0
16 Yosemite Pool	1840 Yosemite Dr., Los Angeles, CA	Metro	14	\$ 2,470	\$ 6,634	0	0	0	0
Subtotal Aquatics - Non pre-qualified (with self certification)				\$ 51,623	\$ 131,947	865	675	119	71
Total Aquatics				\$ 205,010	\$ 1,097,233	3567	2683	529	355

**PROJECT PLAN
YOUTH SPORT PARTNERSHIP**



Attachment 22: Detail Aquatics

DOCUMENT NO.: LA28-005 Rev

FISCAL YEAR: 2024/2025

				24 - 12/31/24					
AQUATICS - Non Pre-qualified (w/ self certification)				Enrollment Totals					
Facility	Address	Region	CD	Estimated \$ Swim Lessons	Estimated \$ Swim Team	Estimated \$ - Dive, Synchro, Water Polo Teams	Estimated Total Swim Lessons + Sports Teams	Estimated Total Enrollment	Estimated Enrollment -Swim Lessons
				\$33.33	\$ 247	\$ 247			
1 Cheviot Hills Pool	2693 Motor Ave., Los Angeles, CA 90064	Pacific	5	\$ -	\$ -	\$ -	\$ -	0	0
2 Cleveland Pool	8120 Vanalden Ave., Reseda, CA 91335	Valley	3	\$ 9,766	\$ 15,314	\$ 11,609	\$ 36,689	414	275
3 Griffith Park Pool	3401 Riverside Dr., Los Angeles, CA	Metro	4	\$ -	\$ -	\$ -	\$ -	0	0
4 LACES Pool	5931 W. 18th St., Los Angeles, CA 90035	Pacific	10	\$ 6,333	\$ 6,175	\$ 2,223	\$ 14,731	233	177
5 Mar Vista Pool	11655 Palms Blvd., Los Angeles, CA	Pacific	11	\$ -	\$ -	\$ -	\$ -	0	0
6 Northridge Pool	10058 Reseda Blvd., Northridge, CA	Valley	12	\$ -	\$ -	\$ -	\$ -	0	0
7 Pan Pacific Park Pool	141 S. Gardner St., Los Angeles, CA	Pacific	4	\$ -	\$ -	\$ -	\$ -	0	0
8 Peck Park Pool	560 N. Western Ave., San Pedro, CA	Pacific	15	\$ -	\$ -	\$ -	\$ -	0	0
9 Rustic Canyon Pool	601 Latimer Rd., Pacific Palisades, CA	Pacific	11	\$ -	\$ -	\$ -	\$ -	0	0
10 Stoner Park Pool	1835 Stoner Ave., Los Angeles, CA 90025	Pacific	11	\$ -	\$ -	\$ -	\$ -	0	0
11 Van Nuys Sherman Oaks Pool	14021 Huston St., Van Nuys, CA 91423	Valley	4	\$ 333	\$ 3,211	\$ 741	\$ 4,285	57	36
12 Venice High School Indoor Pool	2490 Walgrove Ave., Los Angeles, CA	Pacific	11	\$ 4,766	\$ 3,458	\$ 2,470	\$ 10,694	139	113
13 Westchester Pool	9100 Lincoln Blvd., Los Angeles, CA	Pacific	11	\$ -	\$ -	\$ -	\$ -	0	0
14 Westwood Pool	1350 Sepulveda Blvd., Los Angeles, CA	Pacific	5	\$ 1,300	\$ 1,235	\$ 494	\$ 3,029	36	30
15 Woodland Hills Pool	5858 Shoup Ave., Woodland Hills, CA	Valley	3	\$ -	\$ -	\$ -	\$ -	0	0
16 Yosemite Pool	1840 Yosemite Dr., Los Angeles, CA	Metro	14	\$ -	\$ -	\$ -	\$ -	0	0
Subtotal Aquatics - Non pre-qualified (with self certification)				\$ 22,498	\$ 29,393	\$ 17,537	\$ 69,428	879	631
Total Aquatics				\$ 89,424	\$ 130,663	\$ 87,685	\$ 307,772	2896	2106

**PROJECT PLAN
YOUTH SPORT PARTNERSHIP**



Attachment 22: Detail Aquatics

DOCUMENT NO.: LA28-005 Rev

FISCAL YEAR: 2024/2025

FY 2024/2025 PROJECT PLAN (ESTIMATE)

Winter 2025 (1/1/25 - 3/31/25)

AQUATICS - Non Pre-qualified (w/ self certification)

Estimated Enrollment Totals

Facility	Address	Region	CD	Estimated Enrollment - Swim Team	Estimated Enrollment - Dive, Synchro, Water Polo Teams	Estimated \$ Swim Lessons \$33.33	Estimated \$ Swim Team \$ 247	Estimated \$ - Dive, Synchro, Water Polo Teams \$ 247	Estimated Total Swim Lessons + Sports Teams
1 Cheviot Hills Pool	2693 Motor Ave., Los Angeles, CA 90064	Pacific	5	0	0	\$ -	\$ -	\$ -	\$ -
2 Cleveland Pool	8120 Vanalden Ave., Reseda, CA 91335	Valley	3	46	93	\$ 9,166	\$ 11,362	\$ 22,971	\$ 43,499
3 Griffith Park Pool	3401 Riverside Dr., Los Angeles, CA	Metro	4	0	0	\$ -	\$ -	\$ -	\$ -
4 LACES Pool	5931 W. 18th St., Los Angeles, CA 90035	Pacific	10	18	38	\$ 5,899	\$ 4,446	\$ 9,386	\$ 19,731
5 Mar Vista Pool	11655 Palms Blvd., Los Angeles, CA	Pacific	11	0	0	\$ -	\$ -	\$ -	\$ -
6 Northridge Pool	10058 Reseda Blvd., Northridge, CA	Valley	12	0	0	\$ -	\$ -	\$ -	\$ -
7 Pan Pacific Park Pool	141 S. Gardner St., Los Angeles, CA	Pacific	4	0	0	\$ -	\$ -	\$ -	\$ -
8 Peck Park Pool	560 N. Western Ave., San Pedro, CA	Pacific	15	0	0	\$ -	\$ -	\$ -	\$ -
9 Rustic Canyon Pool	601 Latimer Rd., Pacific Palisades, CA	Pacific	11	0	0	\$ -	\$ -	\$ -	\$ -
10 Stoner Park Pool	1835 Stoner Ave., Los Angeles, CA 90025	Pacific	11	0	0	\$ -	\$ -	\$ -	\$ -
11 Van Nuys Sherman Oaks Pool	14021 Huston St., Van Nuys, CA 91423	Valley	4	11	10	\$ 1,200	\$ 2,717	\$ 2,470	\$ 6,387
12 Venice High School Indoor Pool	2490 Walgrove Ave., Los Angeles, CA	Pacific	11	14	12	\$ 3,766	\$ 3,458	\$ 2,964	\$ 10,188
13 Westchester Pool	9100 Lincoln Blvd., Los Angeles, CA	Pacific	11	0	0	\$ -	\$ -	\$ -	\$ -
14 Westwood Pool	1350 Sepulveda Blvd., Los Angeles, CA	Pacific	5	2	4	\$ 1,000	\$ 494	\$ 988	\$ 2,482
15 Woodland Hills Pool	5858 Shoup Ave., Woodland Hills, CA	Valley	3	0	0	\$ -	\$ -	\$ -	\$ -
16 Yosemite Pool	1840 Yosemite Dr., Los Angeles, CA	Metro	14	0	0	\$ -	\$ -	\$ -	\$ -
Subtotal Aquatics - Non pre-qualified (with self certification)				91	157	\$ 21,031	\$ 22,477	\$ 38,779	\$ 82,287
Total Aquatics				407	383	\$ 70,193	\$ 100,529	\$ 94,601	\$ 265,323

**PROJECT PLAN
YOUTH SPORT PARTNERSHIP**



Attachment 22: Detail Aquatics

DOCUMENT NO.: LA28-005 Rev

FISCAL YEAR: 2024/2025

AQUATICS - Non Pre-qualified (w/ self certification)				Spring 2025 (4/1/25 - 5/31/25)						
				Estimated Enrollment Totals						
Facility	Address	Region	CD	Estimated Total Enrollment	Estimated Enrollment -Swim Lessons	Estimated Enrollment - Swim Team	Estimated Enrollment - Dive, Synchro, Water Polo Teams	Estimated \$ Swim Lessons \$33.33	Estimated \$ Swim Team \$ 247	Estimated \$ - Dive, Synchro, Water Polo Teams \$ 247
1 Cheviot Hills Pool	2693 Motor Ave., Los Angeles, CA 90064	Pacific	5	0	0	0	0	\$ -	\$ -	\$ -
2 Cleveland Pool	8120 Vanalden Ave., Reseda, CA 91335	Valley	3	276	267	0	9	\$ 8,899	\$ -	\$ 2,223
3 Griffith Park Pool	3401 Riverside Dr., Los Angeles, CA	Metro	4	0	0	0	0	\$ -	\$ -	\$ -
4 LACES Pool	5931 W. 18th St., Los Angeles, CA 90035	Pacific	10	185	185	0	0	\$ 6,166	\$ -	\$ -
5 Mar Vista Pool	11655 Palms Blvd., Los Angeles, CA	Pacific	11	0	0	0	0	\$ -	\$ -	\$ -
6 Northridge Pool	10058 Reseda Blvd., Northridge, CA	Valley	12	0	0	0	0	\$ -	\$ -	\$ -
7 Pan Pacific Park Pool	141 S. Gardner St., Los Angeles, CA	Pacific	4	0	0	0	0	\$ -	\$ -	\$ -
8 Peck Park Pool	560 N. Western Ave., San Pedro, CA	Pacific	15	0	0	0	0	\$ -	\$ -	\$ -
9 Rustic Canyon Pool	601 Latimer Rd., Pacific Palisades, CA	Pacific	11	0	0	0	0	\$ -	\$ -	\$ -
10 Stoner Park Pool	1835 Stoner Ave., Los Angeles, CA 90025	Pacific	11	0	0	0	0	\$ -	\$ -	\$ -
11 Van Nuys Sherman Oaks Pool	14021 Huston St., Van Nuys, CA 91423	Valley	4	83	83	0	0	\$ 2,766	\$ -	\$ -
12 Venice High School Indoor Pool	2490 Walgrove Ave., Los Angeles, CA	Pacific	11	42	42	0	0	\$ 1,400	\$ -	\$ -
13 Westchester Pool	9100 Lincoln Blvd., Los Angeles, CA	Pacific	11	0	0	0	0	\$ -	\$ -	\$ -
14 Westwood Pool	1350 Sepulveda Blvd., Los Angeles, CA	Pacific	5	74	74	0	0	\$ 2,466	\$ -	\$ -
15 Woodland Hills Pool	5858 Shoup Ave., Woodland Hills, CA	Valley	3	0	0	0	0	\$ -	\$ -	\$ -
16 Yosemite Pool	1840 Yosemite Dr., Los Angeles, CA	Metro	14	0	0	0	0	\$ -	\$ -	\$ -
Subtotal Aquatics - Non pre-qualified (with self certification)				660	651	0	9	\$ 21,698	\$ -	\$ 2,223
Total Aquatics				2848	2797	10	41	\$ 93,224	\$ 2,470	\$ 10,127

**PROJECT PLAN
YOUTH SPORT PARTNERSHIP**



Attachment 22: Detail Aquatics

DOCUMENT NO.: LA28-005 Rev

FISCAL YEAR: 2024/2025

AQUATICS - Non Pre-qualified (w/ self certification)					FY 2024/2025 (6/1/24 - 5/31/25)				
					Estimated Enrollment Totals				
Facility	Address	Region	CD	Estimated Total Swim Lessons + Sports Teams	Estimated Total Enrollment	Estimated Enrollment -Swim Lessons	Estimated Enrollment - Swim Team	Estimated Enrollment - Dive, Synchro, Water Polo Teams	Estimated \$ Swim Lessons
									\$33.33
1 Cheviot Hills Pool	2693 Motor Ave., Los Angeles, CA 90064	Pacific	5	\$ -	98	91	3	4	\$ 3,033
2 Cleveland Pool	8120 Vanalden Ave., Reseda, CA 91335	Valley	3	\$ 11,122	1,803	1,413	150	240	\$ 47,095
3 Griffith Park Pool	3401 Riverside Dr., Los Angeles, CA	Metro	4	\$ -	0	0	0	0	\$ -
4 LACES Pool	5931 W. 18th St., Los Angeles, CA 90035	Pacific	10	\$ 6,166	756	643	43	70	\$ 21,431
5 Mar Vista Pool	11655 Palms Blvd., Los Angeles, CA	Pacific	11	\$ -	111	77	25	9	\$ 2,566
6 Northridge Pool	10058 Reseda Blvd., Northridge, CA	Valley	12	\$ -	59	31	20	8	\$ 1,033
7 Pan Pacific Park Pool	141 S. Gardner St., Los Angeles, CA	Pacific	4	\$ -	87	60	20	7	\$ 2,000
8 Peck Park Pool	560 N. Western Ave., San Pedro, CA	Pacific	15	\$ -	0	0	0	0	\$ -
9 Rustic Canyon Pool	601 Latimer Rd., Pacific Palisades, CA	Pacific	11	\$ -	0	0	0	0	\$ -
10 Stoner Park Pool	1835 Stoner Ave., Los Angeles, CA 90025	Pacific	11	\$ -	53	50	3	0	\$ 1,667
11 Van Nuys Sherman Oaks Pool	14021 Huston St., Van Nuys, CA 91423	Valley	4	\$ 2,766	233	181	27	25	\$ 6,033
12 Venice High School Indoor Pool	2490 Walgrove Ave., Los Angeles, CA	Pacific	11	\$ 1,400	392	302	37	53	\$ 10,066
13 Westchester Pool	9100 Lincoln Blvd., Los Angeles, CA	Pacific	11	\$ -	103	88	15	0	\$ 2,933
14 Westwood Pool	1350 Sepulveda Blvd., Los Angeles, CA	Pacific	5	\$ 2,466	170	150	8	12	\$ 5,000
15 Woodland Hills Pool	5858 Shoup Ave., Woodland Hills, CA	Valley	3	\$ -	55	37	10	8	\$ 1,233
16 Yosemite Pool	1840 Yosemite Dr., Los Angeles, CA	Metro	14	\$ -	58	36	12	10	\$ 1,200
Subtotal Aquatics - Non pre-qualified (with self certification)				\$ 23,921	3978	3159	373	446	\$ 105,289
Total Aquatics				\$ 105,821	31083	27619	1855	1609	\$ 920,541

**PROJECT PLAN
YOUTH SPORT PARTNERSHIP**



Attachment 22: Detail Aquatics

DOCUMENT NO.: LA28-005 Rev

FISCAL YEAR: 2024/2025

AQUATICS - Non Pre-qualified (w/ self certification)						
Facility	Address	Region	CD	Estimated \$ Swim Team	Estimated \$ - Dive, Synchro, Water Polo Teams	Estimated Total Swim Lessons + Sports Teams
				\$ 247	\$ 247	
1 Cheviot Hills Pool	2693 Motor Ave., Los Angeles, CA 90064	Pacific	5	\$ 741	\$ 988	\$ 4,762
2 Cleveland Pool	8120 Vanalden Ave., Reseda, CA 91335	Valley	3	\$ 37,050	\$ 59,280	\$ 143,425
3 Griffith Park Pool	3401 Riverside Dr., Los Angeles, CA	Metro	4	\$ -	\$ -	\$ -
4 LACES Pool	5931 W. 18th St., Los Angeles, CA 90035	Pacific	10	\$ 10,621	\$ 17,290	\$ 49,342
5 Mar Vista Pool	11655 Palms Blvd., Los Angeles, CA	Pacific	11	\$ 6,175	\$ 2,223	\$ 10,964
6 Northridge Pool	10058 Reseda Blvd., Northridge, CA	Valley	12	\$ 4,940	\$ 1,976	\$ 7,949
7 Pan Pacific Park Pool	141 S. Gardner St., Los Angeles, CA	Pacific	4	\$ 4,940	\$ 1,729	\$ 8,669
8 Peck Park Pool	560 N. Western Ave., San Pedro, CA	Pacific	15	\$ -	\$ -	\$ -
9 Rustic Canyon Pool	601 Latimer Rd., Pacific Palisades, CA	Pacific	11	\$ -	\$ -	\$ -
10 Stoner Park Pool	1835 Stoner Ave., Los Angeles, CA 90025	Pacific	11	\$ 741	\$ -	\$ 2,408
11 Van Nuys Sherman Oaks Pool	14021 Huston St., Van Nuys, CA 91423	Valley	4	\$ 6,669	\$ 6,175	\$ 18,877
12 Venice High School Indoor Pool	2490 Walgrove Ave., Los Angeles, CA	Pacific	11	\$ 9,139	\$ 13,091	\$ 32,296
13 Westchester Pool	9100 Lincoln Blvd., Los Angeles, CA	Pacific	11	\$ 3,705	\$ -	\$ 6,638
14 Westwood Pool	1350 Sepulveda Blvd., Los Angeles, CA	Pacific	5	\$ 1,976	\$ 2,964	\$ 9,940
15 Woodland Hills Pool	5858 Shoup Ave., Woodland Hills, CA	Valley	3	\$ 2,470	\$ 1,976	\$ 5,679
16 Yosemite Pool	1840 Yosemite Dr., Los Angeles, CA	Metro	14	\$ 2,964	\$ 2,470	\$ 6,634
Subtotal Aquatics - Non pre-qualified (with self certification)				\$ 92,131	\$ 110,162	\$ 307,582
Total Aquatics				\$ 458,185	\$ 397,423	\$ 1,776,149

**PROJECT PLAN
YOUTH SPORT PARTNERSHIP**



Attachment 23: Aquatics Activity

DOCUMENT NO.:
FISCAL YEAR:

LA28-005 Rev
2024/2025

	AQUATICS - Pre-qualified	CLASSES		TEAMS				Grand Total	
		Swim Lessons	Total Swim Lessons	Swim	Dive	Artistic Swim	Water Polo		Total Teams
1	109th Pool	502	502	27	10	5	-	42	544
2	Algin Sutton Pool	568	568	62	4	13	42	121	689
3	Banning Pool	778	778	119	16	24	47	206	984
4	Celes King III Pool	932	932	125	20	36	87	268	1,200
5	Central Pool	324	324	3	-	-	-	3	327
6	Costello Pool	-	-	-	-	-	-	-	-
7	Downey Pool	412	412	3	-	-	-	3	415
8	Echo Deep Pool	1,415	1,415	110	32	17	43	202	1,617
9	EG Roberts Pool	1,282	1,282	77	27	9	37	150	1,432
10	Fernangeles Pool	650	650	18	-	-	-	18	668
11	Fremont Pool	534	534	7	-	1	2	10	544
12	Glassell Pool	758	758	83	-	11	23	117	875
13	Granada Hills Pool	12	12	7	-	-	-	7	19
14	Green Meadows Pool	203	203	4	-	-	-	4	207
15	Harbor Pool	641	641	21	-	4	-	25	666
16	Hey Rookie Pool	109	109	26	-	1	1	28	137
17	Highland Pool	425	425	12	-	-	-	12	437
18	Hollywood Pool	536	536	22	9	3	-	34	570
19	Hubert Humphrey Pool	1,248	1,248	105	-	19	43	167	1,415
20	Jackie Tatum/Harvard Pool	357	357	21	-	8	-	29	386
21	John C. Argue Swim Stadium	2,491	2,491	154	43	43	73	313	2,804
22	Lanark Pool	564	564	27	20	16	-	63	627
23	Lincoln Pool	567	567	53	11	1	10	75	642
24	North Hollywood Pool	338	338	20	-	7	-	27	365
25	Pecan Pool	269	269	9	-	6	-	15	284
26	Reseda Pool	662	662	25	9	12	-	46	708
27	Richard Alatorre Pool	1,524	1,524	80	35	12	54	181	1,705
28	Ritchie Valens Pool	602	602	16	-	6	-	22	624
29	Roosevelt Pool	597	597	72	-	4	60	136	733
30	Ross Snyder Pool	237	237	5	-	-	-	5	242
31	Sepulveda Pool	512	512	15	-	7	-	22	534
32	South Park Pool	1,318	1,318	26	-	-	-	26	1,344
33	Sun Valley Pool	526	526	29	5	6	-	40	566
34	Sylmar Pool	734	734	28	-	13	-	41	775
35	Valley Plaza Pool	713	713	16	5	5	-	26	739
36	Van Ness Pool	1,120	1,120	55	72	16	18	161	1,281
37	Verdugo Hills Pool	-	-	-	-	-	-	-	-
	Grand Total	24,460	24,460	1,482	318	305	540	2,645	27,105

AQUATICS TEAM SPORTS

Direct Costs - Aquatics team sports (per season)					
Line Item	Swim team		Artistic Swim	Water	Description
Trophy	\$15.00	\$15.00	\$15.00	\$15.00	All youth receive an item to recognize their participation. Teams that win 1st and 2nd place typically receive large trophies. Some sports participants receive medals and others may receive shirts.
Lifeguard Instructor (Coach)	\$122.00	\$122.00	\$122.00	\$122.00	Lifeguard that will be coaching the sport. (US level swim team, novice level dive/water polo/synchro. US level team requires longer workouts/training.)
Officials	\$30.00	\$30.00	\$30.00	\$30.00	The cost per official depends on the sport and background of the official (experience/certification). The cost can range between \$20 and \$40.
Pre & Post Season Event	\$20.00	\$20.00	\$20.00	\$20.00	Every quarter, facilities host opening and closing day events for each sport to generate excitement and acknowledge all kids participating in the program.
Uniform	\$60.00	\$60.00	\$60.00	\$60.00	All teams receive team shirt, swim suit, snorkel, swim cap once/season
Total	\$247.00	\$247.00	\$247.00	\$247.00	

Equipment Costs - Year-round facility		
Equipment	Included in Previous Project Plans	FY 24/25 Project Plan (This Request)
Colorado Timing System -Dolphin Starting Unit	\$5,000.00	
Backstroke Flags 60' (Set 4)	\$541.76	
Backstroke Flag Poles (Set 4)	\$1,799.80	
Coaches Stopwatch (Set) X2	\$120.00	\$150.00
Deck Timer Stopwatch (Set) X6	\$84.00	\$100.00
Stretch Cords W/ Paddles (Set) X20	\$1,090.00	
Stretch Cords (Set) X40	\$640.00	
Long/Short Belts (Set) X20	\$1,250.00	
Jump Ropes (Set Of 36)	\$180.00	
Drag Chutes (Set) X20	\$800.00	
Medicine Balls (20)	\$1,000.00	\$1,500.00
Hanging Workout Mats (20)	\$1,000.00	\$1,000.00
Swim Paddles (Set Of 40)	\$680.00	\$1,000.00
Short/Long Fins (Set Of 40)	\$1,280.00	\$1,500.00
Delfina Custom Water Polo Caps	\$900.00	
Water Polo Cap Ring	\$60.00	
Sport Double Sided Dry Erase Clipboard	\$72.00	
Mikasa Men'S Heavyweight Training Ball	\$200.00	
Mikasa Men'S Heavyweight Training Ball	\$200.00	
Mikasa Men'S Heavyweight Training Ball	\$200.00	
Wiaart Water Polo Ball Size 5	\$320.00	
Wiaart Water Polo Ball Size 4	\$320.00	
Wiaart Water Polo Ball Size 3	\$320.00	
Wiaart Water Polo Ball Size 2	\$300.00	
Wiaart Water Polo Ball Mini Trainer	\$200.00	
Antiwave Flipfloat Floating Water Polo Goal	\$3,000.00	
Sniper Water Polo Shooting Sieve	\$400.00	
Mikasa Shotmaker Rebounder	\$1,000.00	
Portable Synchro Sound System	\$4,800.00	
Competitor Paceclock, 15" Red Battery, Black Face	\$192.00	\$200.00
Swim- Starting Units	\$2,500.00	
Laptops with Internets (x3)	\$6,000.00	
Folding Mats (x2)	\$800.00	
Water Polo Cone Markers (20)	\$200.00	
Ball Pump (2)	\$60.00	
White Boards (Standing) (3)	\$2,100.00	
Portable Timing System (6) total		\$72,000.00
	\$39,609.56	\$5,450.00
x no. of facilities	14	18
Total	\$554,533.84	\$170,100.00

Equipment Costs - Seasonal facility		
Equipment	Included in Previous Project Plans	FY 24/25 Project Plan (This Request)
Power Start Starting Block (Set Of 2)	\$3,600.00	
Backstroke Flags 60' (Set 4)	\$541.76	\$541.76
Backstroke Flag Poles (Set 4)	\$1,799.80	\$1,799.80
Coaches Stopwatch (Set) X2	\$120.00	\$120.00
Deck Timer Stopwatch (Set) X 6	\$84.00	
Stretch Cords W/ Paddles (Set) 20	\$1,090.00	
Stretch Cords (Set) X40	\$640.00	
Long/Short Belts (Set) X20	\$1,250.00	
Jump Ropes (Set Of 36)	\$180.00	
Drag Chutes (Set) X20	\$800.00	
Medicine Balls (20)	\$1,000.00	
Hanging Workout Mats (20)	\$1,000.00	\$1,000.00
Swim Paddles (Set Of 40)	\$680.00	
Short/Long Fins (Set Of 40)	\$1,280.00	\$1,280.00
Portable Synchro Sound System	\$4,800.00	
Competitor Paceclock, 15" Red Battery, Black Face	\$192.00	
Folding Mats (x2)	\$800	
Digital Pace Clock	\$2,000	
White Boards (Standing) (3)	\$2,100	
	\$23,957.56	\$4,741.56
x no. of facilities	21	19
Total	\$503,108.76	\$90,089.64

AQUATICS SWIM LESSONS

Direct Costs - Aquatics Class		
Line Item	Cost (Class -	Description
Class instructor	\$33.33	This consists of lifeguard instructor that will provide instruction for the swim lesson.
Total	\$33.33	

Extended Hours (Summer)									
	Hourly rate	No. of lessons	No. of hours	No. of staff	No. of days	No. of sessions	Total Cost/Pool for Extended Hours	No. of pools	Total Cost for Extended Hours
Lifeguard (Instructor)	\$20.65	4	0.75	1	10	4	\$2,478.00	37	\$91,686.00
Pool Manager I	\$24.18	4	0.75	1	10	4	\$2,901.60	37	\$107,359.20
Locker attendant	\$17.81	4	0.50	1	10	4	\$1,424.80	37	\$52,717.60
Locker attendant	\$17.81	4	0.50	1	10	4	\$1,424.80	37	\$52,717.60
Pool Clerk	\$19.17	4	0.75	1	10	4	\$2,300.40	37	\$85,114.80
Lifeguard	\$20.65	4	0.75	1	10	4	\$2,478.00	37	\$91,686.00
Total							\$13,007.60	37	\$481,281.20

Equipment Costs (per site, 37 pools for FY 24/25)			
Equipment	Included in Previous Project Plans	FY 23/24 Project Plan	FY 24/25 Project Plan (This Request)
Kickboards (set of 10)	\$195.00	\$200.00	\$225.00
Pull buoys (set of 10)	\$142.50	\$150.00	\$175.00
Swim noodles (set of 10)	\$38.20	\$50.00	\$75.00
Dive rings/toys (set of 12)	\$36.75	\$100.00	\$125.00
Dive Animals sticks toys (set of 12)	\$35.70	\$100.00	\$125.00
Lincoln Swim Platform (set of 2)	\$600.00		\$900.00
Swim Trainer (Set of 10)	\$200.00	\$200.00	\$225.00
	\$1,248.15	\$800.00	\$1,850.00
x no. of facilities	35	35	37
Total	\$ 43,685	\$ 28,000	\$ 68,450

Personal Equipment Costs (per participant, 37 pools for FY 24/25)			
Personal Equipment	Included in Previous Project Plans	FY 23/24 Project Plan	FY 24/25 Project Plan (This Request)
Goggles			\$18.00
Swim Cap			\$12.00
	\$0.00	\$0.00	\$30.00
x no. of participants			12,740
Total	\$ -	\$ -	\$ 382,200

Surfing Program

DIRECT COST								
	NO. OF PARTICIPANTS (per Quarter)	NO. OF PARTICIPANTS (per Year)	COST PER INSTRUCTOR/C OACH PER SITE	Duration	No. of Sites* (Sites vary by quarter)	TOTAL INSTRUCTOR COST (per Quarter)	TOTAL INSTRUCTOR COST (per Year)	COST PER PARTICIPANT
Monday -Friday Instructors (\$45/hr X 2 coaches X 5 days X 5 hrs) (5 hrs instruction)		291	\$2,250	1 week/session x 8 sessions	4	\$72,000	\$72,000	\$247.42
Bus for transportation (\$800/day)		291		1 week/session x 8 sessions			\$32,000	\$109.97
Saturday/Sunday Instruction (\$45/hr X 2 Instructor X 2 days x 2 weeks x 5 hrs) (5 hrs instruction)		146	\$1,800	2 weeks/session X 3 sessions	2	\$10,800	\$21,600	\$147.95
Post Season Event		437	\$20				\$8,740	\$20
Instructor/Coach Uniform (**see detail below)							\$4,850	
Participant Uniform (**see detail below)							\$22,724	
TOTALS		437			12	\$82,800	\$161,914	

EQUIPMENT COST							
EQUIPMENT	Per Item Cost	Units Per Site	Equipment Cost Per Site	No. of Sites	Included in Previous Project Plans	FY 24/25 Project Plan (This Request)	
Foam Surf Boards 5 ft	\$200.00	5	\$1,000.00	12	\$ 10,740	\$12,000.00	
Foam Surf Boards 6 ft	\$210.00	5	\$1,050.00	12	\$ 11,340	\$12,600.00	
Foam Surf Boards 7 ft	\$360.00	5	\$1,800.00	12	\$ 19,740	\$21,600.00	
Foam Surf Boards 8 ft	\$440.00	5	\$2,200.00	12	\$ 23,940	\$26,400.00	
Wet Suits Small	\$200.00	10	\$2,000.00	12	\$ 24,000		
Wet Suits Medium	\$200.00	10	\$2,000.00	12	\$ 24,000		
Wet Suits Large	\$200.00	10	\$2,000.00	12	\$ 24,000		
Wet Suits XL	\$200.00	10	\$2,000.00	12	\$ 24,000		
Sun Screen	\$109.00	3	\$327.00	12	\$ 3,924	\$3,924.00	
Bodyboard 44 inch	\$185.00	5	\$925.00	12	\$ 22,200		
Replacement Fins	\$20.00	10	\$200.00	12	\$ 2,400		
Replacement Leash	\$30.00	10	\$300.00	12	\$ 3,600		
First Aid Kits	\$250.00	1	\$250.00	12	\$ 1,200		
Water Jugs	\$50.00	2	\$100.00	12	\$ 1,200		
Sun Screen	\$109.00	3	\$327.00	12	\$ 3,924		
ADA Rolling Mat	\$2,600.00	1	\$2,600.00	12	\$ 31,200	\$31,200.00	
Hangers for Wetsuits	\$10.00	40	\$400.00	12	\$ 4,800		
Rinse Kit Sprayer	\$610.00	2	\$1,220.00	12	\$ 1,800	\$14,640.00	
Beach games	\$500.00	1	\$500.00	12		\$6,000.00	
Sand toys	\$150.00	2	\$300.00	12		\$3,600.00	
Paddle Boards	\$800.00	2	\$1,600.00	12		\$19,200.00	
Surf Skateboards	\$350.00	2	\$700.00	12		\$8,400.00	
Dryland Equipment	\$700.00	1	\$700.00	12		\$8,400.00	
Binoculars	\$250.00	1	\$250.00	12		\$3,000.00	
Radios	\$250.00	1	\$250.00	12		\$3,000.00	
Coaches cam go-pro Action training kit	\$2,000.00	1	\$2,000.00	3		\$6,000.00	
Cannon DSL Action training Camera	\$3,000.00	1	\$3,000.00	3		\$9,000.00	
Wet Suit booties	\$80.00	8	\$640.00	12		\$7,680.00	
Total Equipment					\$ 238,008	\$ 196,644	
Total Cost						\$ 358,558	

***INSTRUCTOR/PARTICIPANT UNIFORM									
	Cost	Participant	Summer Coaches	Fall/Spring	Total Cost Summer	Total Cost Fall/Spring	Total (see line above)	Summer (Cost Per Participant) 291 participants	Fall/Spring (Cost Per Participant) 146 participants
Instructor - Rash Guards	\$30.00		30	20	\$900.00	\$600.00	\$1,500.00	\$3.09	\$4.11
Instructor - Shorts	\$35.00		30	20	\$1,050.00	\$700.00	\$1,750.00	\$3.61	\$4.79
Instructor - T Shirt	\$7.00		30	20	\$210.00	\$140.00	\$350.00	\$0.72	\$0.96
Instructor - Sweatshirt	\$25.00		30	20	\$750.00	\$500.00	\$1,250.00	\$2.58	\$3.42
Total							\$4,850.00	\$10.00	\$13.29
Participant - Rash Guards	\$30.00	437			\$8,730.00	\$4,380.00	\$13,110.00	\$30.00	\$30.00
Participant - Hat	\$15.00	437			\$4,365.00	\$2,190.00	\$6,555.00	\$15.00	\$15.00
Participant - T Shirt	\$7.00	437			\$2,037.00	\$1,022.00	\$3,059.00	\$7.00	\$7.00
Total							\$22,724.00	\$52.00	\$52.00

Attachment 27
List of Surfing Program Locations

Surfing (Summer): List of Sites (53)				
	Facility	Address	Region	CD
1	109th Pool	1500 E. 109th St., Los Angeles, CA 90059	Pacific	15
2	Algin Sutton Pool	8800 S. Hoover St., Los Angeles, CA 90044	Pacific	8
3	Banning Pool	1450 N. Avalon Blvd., Wilmington, CA 90744	Pacific	15
4	Celes King III Pool	5001 Rodeo Rd, Los Angeles, CA 90016	Pacific	10
5	Central Pool	1357 East 22nd St., Los Angeles, CA 90011	Pacific	9
6	Cheviot Hills Pool	2693 Motor Ave., Los Angeles, CA 90064	Pacific	5
7	Cleveland Pool	8120 Vanalden Ave., Reseda, CA 91335	Valley	3
8	Costello Pool	3121 E. Olympic Blvd., Los Angeles, CA 90023	Metro	14
9	Downey Pool	1775 N. Spring St., Los Angeles, CA 90031	Metro	1
10	Echo Deep Pool	1419 Colton St., Los Angeles, CA 90026	Metro	1
11	EG Roberts Pool	4526 W. Pico Blvd., Los Angeles, CA 90019	Pacific	10
12	Fernangeles Pool	8851 Laurel Canyon Blvd, Sun Valley, CA 91352	Valley	6
13	Fremont Pool	7630 Towne Ave., Los Angeles, CA 90003	Pacific	9
14	Glassell Pool	3704 Verdugo Rd., Los Angeles, CA 90065	Metro	1
15	Granada Hills Pool	16730 Chatsworth St., Granada Hills, CA 91344	Valley	12
16	Green Meadows Pool	431 E. 89th St., Los Angeles, CA 90003	Pacific	9
17	Griffith Park Pool	3401 Riverside Dr., Los Angeles, CA 90027	Metro	4
18	Harbor Pool	1221 N. Figueroa Pl., Wilmington, CA 90744	Pacific	15
19	Hey Rookie Pool	3601 S. Gaffey St., San Pedro, CA 90731	Pacific	15
20	Highland Pool	6150 N. Piedmont Avenue, Los Angeles, CA 90042	Metro	1
21	Hollywood Pool	1122 Cole Ave., Los Angeles, CA 90038	Pacific	13
22	Hubert Humphrey Pool	12560 Filmore St., Pacoima, CA 91331	Valley	7
23	Jackie Tatum/Harvard Pool	6120 Denker St., Los Angeles, CA 90047	Pacific	8
24	John C. Argue Swim Stadium	3980 Bill Robertson Lane, Los Angeles, CA 90037	Expo	9
25	LACES Pool	5931 W. 18th St., Los Angeles, CA 90035	Pacific	10
26	Lanark Pool	21817 Strathern St., Canoga Park, CA 91304	Valley	3
27	Lincoln Pool	3501 Valley Blvd, Los Angeles, CA 90031	Metro	1
28	Mar Vista Pool	11655 Palms Blvd., Los Angeles, CA 90066	Pacific	11
29	North Hollywood Pool	5301 Tujunga Ave., North Hollywood, CA 91601	Valley	2
30	Northridge Pool	10058 Reseda Blvd., Northridge, CA 91324	Valley	12
31	Pan Pacific Park Pool	141 S. Gardner St., Los Angeles, CA 90036	Pacific	4
32	Pecan Pool	120 S. Gless St., Los Angeles, CA 90033	Metro	14
33	Peck Park Pool	560 N. Western Ave., San Pedro, CA 90732	Pacific	15
34	Reseda Pool	18411 Victory Blvd, Reseda, CA 91335	Valley	3
35	Richard Alatorre Pool	4721 Klamath St., Los Angeles, CA 90032	Metro	14
36	Ritchie Valens Pool	10731 Laurel Canyon Blvd., Pacoima, CA 91331	Valley	7
37	Roosevelt Pool	456 S. Mathews St., Los Angeles, CA 90033	Metro	14
38	Ross Snyder Pool	1501 East 41st St., Los Angeles, CA 90011	Pacific	9
39	Rustic Canyon Pool	601 Latimer Rd., Pacific Palisades, CA 90402	Pacific	11
40	Sepulveda Pool	8737 Kester Ave., Panorama City, CA 91402	Valley	6
41	South Park Pool	345 East 51st St., Los Angeles, CA 90011	Pacific	9
42	Stoner Park Pool	1835 Stoner Ave., Los Angeles, CA 90025	Pacific	11
43	Sun Valley Pool	8123 Vineland Ave., Sun Valley, CA 91352	Valley	6
44	Sylmar Pool	13109 Borden Ave, Los Angeles, CA 91342	Valley	7
45	Valley Plaza Pool	6715 Laurelgrove Ave., North Hollywood, CA 91606	Valley	2
46	Van Ness Pool	5720 2nd Avenue, Los Angeles, CA 90043	Pacific	2
47	Van Nuys Sherman Oaks Pool	14021 Huston St., Van Nuys, CA 91423	Valley	4
48	Venice High School Indoor Pool	2490 Walgrove Ave., Los Angeles, CA 90066	Pacific	11
49	Verdugo Hills Pool	10654 Irma Ave., Tujunga, CA 91042	Valley	7
50	Westchester Pool	9100 Lincoln Blvd., Los Angeles, CA 90045	Pacific	11
51	Westwood Pool	1350 Sepulveda Blvd., Los Angeles, CA 90025	Pacific	5
52	Woodland Hills Pool	5858 Shoup Ave., Woodland Hills, CA 91367	Valley	3
53	Yosemite Pool	1840 Yosemite Dr., Los Angeles, CA 90041	Metro	14

Surfing (Fall/Spring): List of Sites (24)				
	Facility	Address	Region	CD
1	Algin Sutton Pool	8800 S. Hoover St., Los Angeles, CA 90044	Pacific	8
2	Banning Pool	1450 N. Avalon Blvd., Wilmington, CA 90744	Pacific	15
3	Celes King III Pool	5001 Rodeo Rd, Los Angeles, CA 90016	Pacific	10
4	Cleveland Pool	8120 Vanalden Ave., Reseda, CA 91335	Valley	3
5	Dymally Pool	8800 San Pedro St., Los Angeles CA 90003	Pacific	9
6	Echo Deep Pool	1419 Colton St., Los Angeles, CA 90026	Metro	1
7	EG Roberts Pool	4526 W. Pico Blvd., Los Angeles, CA 90019	Pacific	10
8	Fremont Pool	7630 Towne Ave., Los Angeles, CA 90003	Pacific	9
9	Glassell Pool	3704 Verdugo Rd., Los Angeles, CA 90065	Metro	1
10	Granada Hills Pool	16730 Chatsworth St., Granada Hills, CA 91344	Valley	12
11	Hey Rookie Pool	3601 S. Gaffey St., San Pedro, CA 90731	Pacific	15
12	Hollywood Pool	1122 Cole Ave., Los Angeles, CA 90038	Pacific	13
13	Hubert Humphrey Pool	12560 Filmore St., Pacoima, CA 91331	Valley	7
14	John C. Argue Swim Stadium	3980 Bill Robertson Lane, Los Angeles, CA 90037	Expo	9
15	LACES Pool	5931 W. 18th St., Los Angeles, CA 90035	Pacific	10
16	Lincoln Pool	3501 Valley Blvd, Los Angeles, CA 90031	Metro	1
17	Peck Park Pool	560 N. Western Ave., San Pedro, CA 90732	Pacific	15
18	Richard Alatorre Pool	4721 Klamath St., Los Angeles, CA 90032	Metro	14
19	Roosevelt Pool	456 S. Mathews St., Los Angeles, CA 90033	Metro	14
20	Van Ness Pool	5720 2nd Avenue, Los Angeles, CA 90043	Pacific	2
21	Van Nuys Sherman Oaks Pool	14021 Huston St., Van Nuys, CA 91423	Valley	4
22	Venice High School Indoor Pool	2490 Walgrove Ave., Los Angeles, CA 90066	Pacific	11
23	Verdugo Hills Pool	10654 Irma Ave., Tujunga, CA 91042	Valley	7
24	Westwood Pool	1350 Sepulveda Blvd., Los Angeles, CA 90025	Pacific	5

Aquatics Pentathlon Program

DIRECT COST								
	NO. OF PARTICIPANTS (per Summer)	NO. OF PARTICIPANTS (per Year)	COST PER INSTRUCTOR/COACH PER SITE	Duration	No. of Sites* (Sites vary by quarter)	TOTAL INSTRUCTOR COST (per Quarter)	TOTAL INSTRUCTOR COST (per Year)	COST PER PARTICIPANT
Monday-Friday Instructors (\$45/hr X 2 coaches X 5 days x 8 weeks X 1 hrs) (1 hrs instruction)			\$3,600	8 week/session X 1 sessions	15	\$54,000	\$54,000	\$180.00
Meets (\$45/hr X 2 Instructor/Coach X 8 hrs X 4 Meets)			\$2,880		15	\$43,200	\$43,200	\$144.00
Bus for transportation (\$800/day)							\$25,600	\$85.33

	NO. OF PARTICIPANTS (per Quarter)	NO. OF PARTICIPANTS (per Year)	COST PER PARTICIPANT			TOTAL COST (per Quarter)	TOTAL COST (per Year)	COST PER PARTICIPANT
Post Season Event-Summer		300	\$20			\$0	\$6,000	\$20
Instructor/Coach Uniform (**see detail below)							\$2,592	
Participant Uniform (**see detail below)							\$30,600	
TOTALS		300			15	\$97,200	\$161,992	

EQUIPMENT COST							
EQUIPMENT			# of Sites	Per Item Cost	Units Per Site	Equipment Cost Per Site	FY 24/25 Project Plan (This Request)
Stand-up paddleboard			15	\$600.00	1	\$600.00	\$9,000
Stand-up paddleboard oar			15	\$50.00	2	\$100.00	\$1,500
Prone paddle board			15	\$400.00	1		
Life Jackets			15	\$40.00	10	\$400.00	\$6,000
Sunscreen			15	\$60.00	1	\$60.00	\$900
First aid kit			15	175	1	\$175.00	\$2,625
water jug			15	60	2	\$120.00	\$1,800
Hangers for wetsuits			15	20	2	\$40.00	\$600
Rinse kit sprayer			15	250	1	\$250.00	\$3,750
Kayak			15	600	1	\$600.00	\$9,000
Kayak- paddles			15	50	2	\$100.00	\$1,500
Canoe			15	3250	1	\$3,250.00	\$48,750
Canoe Paddles			15	75	4	\$300.00	\$4,500
Surfboard			15	400	2	\$800.00	\$12,000
Open Water Swimmer Safety device			15	60	10	\$600.00	\$9,000
Body Board			15	80	2	\$160.00	\$2,400
Total Equipment							\$110,925

Total Cost							\$272,917
-------------------	--	--	--	--	--	--	------------------

***INSTRUCTOR/PARTICIPANT UNIFORM									
	Cost	Participant	Summer Coaches	Fall/Winter/Spring	Total Cost Summer	Total Cost Fall/Winter/Spring	Total (see line above)	Summer (Cost Per Participant) 300 participants	Fall/Winter/Spring (Cost Per Participant) participants
Instructor - Rash Guards	\$30.00		36		\$1,080.00	\$0.00	\$1,080.00	\$3.60	\$0.00
Instructor - Shorts	\$35.00		36		\$1,260.00	\$0.00	\$1,260.00	\$4.20	\$0.00
Instructor - T Shirt	\$7.00		36		\$252.00	\$0.00	\$252.00	\$0.84	\$0.00
Total							\$2,592.00	\$8.64	\$0.00
Participant - Rash Guards	\$30.00	300			\$9,000.00	\$0.00	\$9,000.00	\$30.00	\$0.00
Participant - Shorts	\$35.00	300			\$10,500.00	\$0.00	\$10,500.00	\$35.00	\$0.00
Participant - T Shirt	\$7.00	300			\$2,100.00	\$0.00	\$2,100.00	\$7.00	\$0.00
Swim Cap	\$12.00	300			\$3,600.00	\$0.00	\$3,600.00	\$12.00	\$0.00
Goggles	\$18.00	300			\$5,400.00	\$0.00	\$5,400.00	\$18.00	\$0.00
Total							\$30,600.00	\$102.00	\$0.00

Attachment 29

List of Aquatics Pentathlon Sites

Aquatics Pentathlon : List of Sites				
	Facility	Address	Region	CD
1	109th Pool	1500 E. 109th St., Los Angeles, CA 90059	Pacific	15
2	Algin Sutton Pool	8800 S. Hoover St., Los Angeles, CA 90044	Pacific	8
3	Banning Pool	1450 N. Avalon Blvd., Wilmington, CA 90744	Pacific	15
4	Cabrillo Beach	3720 Stephen M White Dr., San Pedro CA 90731	Pacific	15
5	Celes King III Pool	5001 Rodeo Rd, Los Angeles, CA 90016	Pacific	10
6	Central Pool	1357 East 22nd St., Los Angeles, CA 90011	Pacific	9
7	Cheviot Hills Pool	2693 Motor Ave., Los Angeles, CA 90064	Pacific	5
8	Cleveland Pool	8120 Vanalden Ave., Reseda, CA 91335	Valley	3
9	Costello Pool	3121 E. Olympic Blvd., Los Angeles, CA 90023	Metro	14
10	Downey Pool	1775 N. Spring St., Los Angeles, CA 90031	Metro	1
11	Echo Deep Pool	1419 Colton St., Los Angeles, CA 90026	Metro	1
12	EG Roberts Pool	4526 W. Pico Blvd., Los Angeles, CA 90019	Pacific	10
13	Fernangeles Pool	8851 Laurel Canyon Blvd, Sun Valley, CA 91352	Valley	6
14	Fremont Pool	7630 Towne Ave., Los Angeles, CA 90003	Pacific	9
15	Glassell Pool	3704 Verdugo Rd., Los Angeles, CA 90065	Metro	1
16	Granada Hills Pool	16730 Chatsworth St., Granada Hills, CA 91344	Valley	12
17	Green Meadows Pool	431 E. 89th St., Los Angeles, CA 90003	Pacific	9
18	Griffith Park Pool	3401 Riverside Dr., Los Angeles, CA 90027	Metro	4
19	Hansen Dam	11798 Foothill Blvd., Lake View Terrace CA 91342	Valley	7
20	Harbor Pool	1221 N. Figueroa Pl., Wilmington, CA 90744	Pacific	15
21	Hey Rookie Pool	3601 S. Gaffey St., San Pedro, CA 90731	Pacific	15
22	Highland Pool	6150 N. Piedmont Avenue, Los Angeles, CA 90042	Metro	1
23	Hollywood Pool	1122 Cole Ave., Los Angeles, CA 90038	Pacific	13
24	Hubert Humphrey Pool	12560 Filmore St., Pacoima, CA 91331	Valley	7
25	Jackie Tatum/Harvard Pool	6120 Denker St., Los Angeles, CA 90047	Pacific	8
26	John C. Argue Swim Stadium	3980 Bill Robertson Lane, Los Angeles, CA 90037	Expo	9
27	LACES Pool	5931 W. 18th St., Los Angeles, CA 90035	Pacific	10
28	Lanark Pool	21817 Strathern St., Canoga Park, CA 91304	Valley	3
29	Lincoln Pool	3501 Valley Blvd, Los Angeles, CA 90031	Metro	1
30	Mar Vista Pool	11655 Palms Blvd., Los Angeles, CA 90066	Pacific	11
31	North Hollywood Pool	5301 Tujunga Ave., North Hollywood, CA 91601	Valley	2
32	Northridge Pool	10058 Reseda Blvd., Northridge, CA 91324	Valley	12
33	Pan Pacific Park Pool	141 S. Gardner St., Los Angeles, CA 90036	Pacific	4
34	Pecan Pool	120 S. Gless St., Los Angeles, CA 90033	Metro	14
35	Peck Park Pool	560 N. Western Ave., San Pedro, CA 90732	Pacific	15
36	Reseda Pool	18411 Victory Blvd, Reseda, CA 91335	Valley	3
37	Richard Alatorre Pool	4721 Klamath St., Los Angeles, CA 90032	Metro	14
38	Ritchie Valens Pool	10731 Laurel Canyon Blvd., Pacoima, CA 91331	Valley	7
39	Roosevelt Pool	456 S. Mathews St., Los Angeles, CA 90033	Metro	14
40	Ross Snyder Pool	1501 East 41st St., Los Angeles, CA 90011	Pacific	9
41	Rustic Canyon Pool	601 Latimer Rd., Pacific Palisades, CA 90402	Pacific	11
42	Sepulveda Pool	8737 Kester Ave., Panorama City, CA 91402	Valley	6
43	South Park Pool	345 East 51st St., Los Angeles, CA 90011	Pacific	9
44	Stoner Park Pool	1835 Stoner Ave., Los Angeles, CA 90025	Pacific	11
45	Sun Valley Pool	8123 Vineland Ave., Sun Valley, CA 91352	Valley	6
46	Sylmar Pool	13109 Borden Ave, Los Angeles, CA 91342	Valley	7
47	Valley Plaza Pool	6715 Laurelgrove Ave., North Hollywood, CA 91606	Valley	2
48	Van Ness Pool	5720 2nd Avenue, Los Angeles, CA 90043	Pacific	2
49	Van Nuys Sherman Oaks Pool	14021 Huston St., Van Nuys, CA 91423	Valley	4
50	Venice High School Indoor Pool	2490 Walgrove Ave., Los Angeles, CA 90066	Pacific	11
51	Verdugo Hills Pool	10654 Irma Ave., Tujunga, CA 91042	Valley	7
52	Westchester Pool	9100 Lincoln Blvd., Los Angeles, CA 90045	Pacific	11
53	Westwood Pool	1350 Sepulveda Blvd., Los Angeles, CA 90025	Pacific	5
54	Woodland Hills Pool	5858 Shoup Ave., Woodland Hills, CA 91367	Valley	3
55	Yosemite Pool	1840 Yosemite Dr., Los Angeles, CA 90041	Metro	14

Innertube Water Polo Program

DIRECT COST								
	NO. OF PARTICIPANTS (per Quarter)	NO. OF PARTICIPANTS (per Year)	COST PER INSTRUCTOR/COACH PER SITE	Duration	No. of Sites* (Sites vary by quarter)	TOTAL INSTRUCTOR COST (per Quarter)	TOTAL INSTRUCTOR COST (per Year)	COST PER PARTICIPANT
Monday-Friday Instructors (\$45/hr X 2 coaches X 5 days X 1 hrs)			\$450	8 weeks	9	\$32,400	\$32,400	\$180.00
Instructors (\$45/hr X 2 coaches X 4 days X 3 hrs) (2 hrs transport there and back)(1 hour vehicle pick up and drop off)			\$1,080	4 events	9	\$38,880	\$38,880	\$216.00
water polo meet (\$45/hr x 2 coaches x 4 meets x 8 hrs)			\$2,880	4 meets	9	\$25,920	\$25,920	\$144.00
	NO. OF PARTICIPANTS (per Quarter)	NO. OF PARTICIPANTS (per Year)	COST PER PARTICIPANT			TOTAL COST (per Quarter)	TOTAL INSTRUCTOR COST (per Year)	COST PER PARTICIPANT
Post Season Event-Summer		180	\$20				\$3,600	\$20
Instructor/Coach Uniform (**see detail below)							\$888	
Participant Uniform (**see detail below)							\$1,260	
TOTALS		180			9	\$97,200	\$102,948	

EQUIPMENT COST							
EQUIPMENT			# of Sites	Per Item Cost	Units Per Site	Equipment Cost Per Site	FY 24/25 Project Plan (This Request)
Innertubes			9	\$60.00	30	\$1,800.00	\$16,200
Portable water polo goals			9	\$2,600.00	2	\$5,200.00	\$46,800
water polo caps			9	\$40.00	24	\$960.00	\$8,640
water polo balls, training			9	\$55.00	24	\$1,320.00	\$11,880
water polo ball, junior			9	\$50.00	24	\$1,200.00	\$10,800
water polo ball, intermediate			9	\$50.00	24	\$1,200.00	\$10,800
cones			9	\$12.00	6	\$72.00	\$648
Total Equipment							\$105,768

Total Cost	\$208,716
-------------------	-----------

***INSTRUCTOR/PARTICIPANT UNIFORM									
	Cost	Participant	Summer Coaches	Fall/Winter/Spring	Total Cost Summer	Total Cost Fall/Winter/Spring	Total (see line above)	Summer (Cost Per Participant) 180 participants	Fall/Winter/Spring (Cost Per Participant) 0 participants
Instructor - T Shirt	\$7.00		24	0	\$168.00	\$0.00	\$168.00	\$0.93	\$0.00
Instructor - Rashguard	\$30.00		24	0	\$720.00	\$0.00	\$720.00	\$4.00	\$0.00
Total							\$888.00	\$4.93	\$0.00
Participant - T Shirt	\$7.00	180			\$1,260.00	\$0.00	\$1,260.00	\$7.00	\$0.00
Total							\$1,260.00	\$7.00	\$0.00

Attachment 31

List of Innertube Water Polo Sites

Innertube water polo (Summer) : List of Sites				
	Facility	Address	Region	CD
1	109th Pool	1500 E. 109th St., Los Angeles, CA 90059	Pacific	15
2	Central Pool	1357 East 22nd St., Los Angeles, CA 90011	Pacific	9
3	Cheviot Hills Pool	2693 Motor Ave., Los Angeles, CA 90064	Pacific	5
4	Costello Pool	3121 E. Olympic Blvd., Los Angeles, CA 90023	Metro	14
5	Downey Pool	1775 N. Spring St., Los Angeles, CA 90031	Metro	1
6	Fernangeles Pool	8851 Laurel Canyon Blvd, Sun Valley, CA 91352	Valley	6
7	Griffith Park Pool	3401 Riverside Dr., Los Angeles, CA 90027	Metro	4
8	Harbor Pool	1221 N. Figueroa Pl., Wilmington, CA 90744	Pacific	15
9	Highland Pool	6150 N. Piedmont Avenue, Los Angeles, CA 90042	Metro	1
10	Jackie Tatum/Harvard Pool	6120 Denker St., Los Angeles, CA 90047	Pacific	8
11	Lanark Pool	21817 Strathern St., Canoga Park, CA 91304	Valley	3
12	Mar Vista Pool	11655 Palms Blvd., Los Angeles, CA 90066	Pacific	11
13	North Hollywood Pool	5301 Tujunga Ave., North Hollywood, CA 91601	Valley	2
14	Northridge Pool	10058 Reseda Blvd., Northridge, CA 91324	Valley	12
15	Pan Pacific Park Pool	141 S. Gardner St., Los Angeles, CA 90036	Pacific	4
16	Pecan Pool	120 S. Gless St., Los Angeles, CA 90033	Metro	14
17	Reseda Pool	18411 Victory Blvd, Reseda, CA 91335	Valley	3
18	Ritchie Valens Pool	10731 Laurel Canyon Blvd., Pacoima, CA 91331	Valley	7
19	Ross Snyder Pool	1501 East 41st St., Los Angeles, CA 90011	Pacific	9
20	Rustic Canyon Pool	601 Latimer Rd., Pacific Palisades, CA 90402	Pacific	11
21	Sepulveda Pool	8737 Kester Ave., Panorama City, CA 91402	Valley	6
22	South Park Pool	345 East 51st St., Los Angeles, CA 90011	Pacific	9
23	Stoner Park Pool	1835 Stoner Ave., Los Angeles, CA 90025	Pacific	11
24	Sun Valley Pool	8123 Vineland Ave., Sun Valley, CA 91352	Valley	6
25	Sylmar Pool	13109 Borden Ave, Los Angeles, CA 91342	Valley	7
26	Valley Plaza Pool	6715 Laurelgrove Ave., North Hollywood, CA 91606	Valley	2
27	Westchester Pool	9100 Lincoln Blvd., Los Angeles, CA 90045	Pacific	11
28	Woodland Hills Pool	5858 Shoup Ave., Woodland Hills, CA 91367	Valley	3
29	Yosemite Pool	1840 Yosemite Dr., Los Angeles, CA 90041	Metro	14

Kayak Program

DIRECT COST								
	NO. OF PARTICIPANTS (per Quarter)	NO. OF PARTICIPANTS (per Year)	COST PER INSTRUCTOR/C OACH PER SITE	Duration	No. of Sites* (Sites vary by quarter)	TOTAL INSTRUCTOR COST (per Quarter)	TOTAL INSTRUCTOR COST (per Year)	COST PER PARTICIPANT
Monday-Friday Instructors (\$45/hr X 2 coaches X 5 days X 2 weeks x 5 hrs) (5 hrs instruction)		90	\$4,500	2 week/session X 4 sessions	1	\$18,000	\$18,000	\$200.00
Instructors (\$45/hr X 2 coaches X 10 days X 3 hrs) (2 hrs transport there and back)(1 hour vehicle pick up and drop off)		90	\$2,700	2 week/session X 4 sessions	1	\$10,800	\$10,800	\$120.00
Saturday/Sunday Instruction (\$45/hr X 2 Instructor X 2 days x 3 weeks x 5 hrs) (5 hrs instruction)	30	90	\$2,700	6 days/session X 3 sessions	1	\$8,100	\$24,300	\$270.00
Saturday/Sunday Instruction (\$45/hr X 2 Instructor X 6 days x 3 hrs) (2 hrs transport there and back) (1 hr vehicle pick up and drop off)	30	90	\$1,620	6 days/session X 3 sessions	1	\$4,860	\$14,580	\$162.00
		180	\$20			\$0	\$3,600	\$20
Post Season Event							\$3,600	
Instructor/Coach Uniform (**see detail below)							\$1,984	
Participant Uniform (**see detail below)							\$12,060	
TOTALS		180			12	\$41,760	\$85,324	

EQUIPMENT COST							
EQUIPMENT	# of Sites	Per Item Cost	Units Per Site	Equipment Cost Per Site	Included in Previous Project Plans	FY 24/25 Project Plan (This Request)	
Kayak	5	\$350.00	14	\$4,900.00	\$24,500		
Oars	5	\$50.00	28	\$1,400.00	\$7,000		
Life Jackets	5	\$80.00	15	\$1,200.00	\$6,000	\$6,000	
Helmets	5	\$75.00	15	\$1,125.00	\$5,625	\$5,625	
Straw hats (beginners)	5	\$25.00	15	\$375.00	\$1,650	\$1,875	
(updated unit costs)							
Kayak	5	\$1,000.00	12	\$12,000.00		\$60,000	
Oars	5	\$100.00	30	\$3,000.00		\$15,000	
Tandem Kayak	5	\$2,100.00	10	\$21,000.00		\$105,000	
Water plugs	5	\$7.00	120	\$840.00		\$4,200	
Kayak seats	5	\$85.00	30	\$2,550.00		\$12,750	
Kayak accessory replacements	5	\$72.00	50	\$3,600.00		\$18,000	
Kayak cart	5	\$150.00	12	\$1,800.00		\$9,000	
Plastic boat repair kit	5	\$55.00	2	\$110.00		\$550	
Buoys	5	\$150.00	10	\$1,500.00		\$7,500	
Rope	5	\$50.00	20	\$1,000.00		\$5,000	
Rope and anchor kit	5	\$50.00	30	\$1,500.00		\$7,500	
GoPro camera	5	\$500.00	2	\$1,000.00		\$5,000	
GoPro accessories kit	5	\$50.00	\$2.00	\$100.00		\$500	
Total Equipment					\$44,775.00	\$263,500	
Total Cost						\$348,824	

***INSTRUCTOR/PARTICIPANT UNIFORM									
	Cost	Participant	Summer Coaches	Fall/Winter/Spring	Total Cost Summer	Total Cost Fall/Winter/Spring	Total (see line above)	Summer (Cost Per Participant) 90 participants	Fall/Winter/Spring (Cost Per Participant) 90 participants
Instructor - T Shirt	\$7.00		12	20	\$84.00	\$140.00	\$224.00	\$0.93	\$1.56
Instructor - Shorts	\$25.00		12	20	\$300.00	\$500.00	\$800.00	\$3.33	\$5.56
Instructor - Rash Guard	\$30.00		12	20	\$360.00	\$600.00	\$960.00	\$4.00	\$6.67
Total							\$1,984.00	\$8.27	\$13.78
Participant - Rash guard	\$30.00	180			\$2,700.00	\$2,700.00	\$5,400.00	\$30.00	\$30.00
Participant - T Shirt	\$7.00	180			\$630.00	\$630.00	\$1,260.00	\$7.00	\$7.00
Participant- Hat	\$30.00	180			\$2,700.00	\$2,700.00	\$5,400.00	\$30.00	\$30.00
Total							\$12,060.00	\$37.00	\$37.00

Attachment 33
List of Kayaking Sites

Kayaking (Summer) : List of Sites				
	Facility	Address	Region	CD
1	109th Pool	1500 E. 109th St., Los Angeles, CA 90059	Pacific	15
2	Central Pool	1357 East 22nd St., Los Angeles, CA 90011	Pacific	9
3	Cheviot Hills Pool	2693 Motor Ave., Los Angeles, CA 90064	Pacific	5
4	Costello Pool	3121 E. Olympic Blvd., Los Angeles, CA 90023	Metro	14
5	Downey Pool	1775 N. Spring St., Los Angeles, CA 90031	Metro	1
6	Fernangeles Pool	8851 Laurel Canyon Blvd, Sun Valley, CA 91352	Valley	6
7	Griffith Park Pool	3401 Riverside Dr., Los Angeles, CA 90027	Metro	4
8	Harbor Pool	1221 N. Figueroa Pl., Wilmington, CA 90744	Pacific	15
9	Highland Pool	6150 N. Piedmont Avenue, Los Angeles, CA 90042	Metro	1
10	Jackie Tatum/Harvard Pool	6120 Denker St., Los Angeles, CA 90047	Pacific	8
11	Lanark Pool	21817 Strathern St., Canoga Park, CA 91304	Valley	3
12	Mar Vista Pool	11655 Palms Blvd., Los Angeles, CA 90066	Pacific	11
13	North Hollywood Pool	5301 Tujunga Ave., North Hollywood, CA 91601	Valley	2
14	Northridge Pool	10058 Reseda Blvd., Northridge, CA 91324	Valley	12
15	Pan Pacific Park Pool	141 S. Gardner St., Los Angeles, CA 90036	Pacific	4
16	Pecan Pool	120 S. Gless St., Los Angeles, CA 90033	Metro	14
17	Reseda Pool	18411 Victory Blvd, Reseda, CA 91335	Valley	3
18	Ritchie Valens Pool	10731 Laurel Canyon Blvd., Pacoima, CA 91331	Valley	7
19	Ross Snyder Pool	1501 East 41st St., Los Angeles, CA 90011	Pacific	9
20	Rustic Canyon Pool	601 Latimer Rd., Pacific Palisades, CA 90402	Pacific	11
21	Sepulveda Pool	8737 Kester Ave., Panorama City, CA 91402	Valley	6
22	South Park Pool	345 East 51st St., Los Angeles, CA 90011	Pacific	9
23	Stoner Park Pool	1835 Stoner Ave., Los Angeles, CA 90025	Pacific	11
24	Sun Valley Pool	8123 Vineland Ave., Sun Valley, CA 91352	Valley	6
25	Sylmar Pool	13109 Borden Ave, Los Angeles, CA 91342	Valley	7
26	Valley Plaza Pool	6715 Laurelgrove Ave., North Hollywood, CA 91606	Valley	2
27	Westchester Pool	9100 Lincoln Blvd., Los Angeles, CA 90045	Pacific	11
28	Woodland Hills Pool	5858 Shoup Ave., Woodland Hills, CA 91367	Valley	3
29	Yosemite Pool	1840 Yosemite Dr., Los Angeles, CA 90041	Metro	14

Kayaking (Fall/Winter/Spring) : List of Sites				
	Facility	Address	Region	CD
1	Algin Sutton Pool	8800 S. Hoover St., Los Angeles, CA 90044	Pacific	8
2	Banning Pool	1450 N. Avalon Blvd., Wilmington, CA 90744	Pacific	15
3	Celes King III Pool	5001 Rodeo Rd, Los Angeles, CA 90016	Pacific	10
4	Cleveland Pool	8120 Vanalden Ave., Reseda, CA 91335	Valley	3
5	Dymally Pool	8800 San Pedro St., Los Angeles CA 90003	Pacific	9
6	Echo Deep Pool	1419 Colton St., Los Angeles, CA 90026	Metro	1
7	EG Roberts Pool	4526 W. Pico Blvd., Los Angeles, CA 90019	Pacific	10
8	Fremont Pool	7630 Towne Ave., Los Angeles, CA 90003	Pacific	9
9	Glassell Pool	3704 Verdugo Rd., Los Angeles, CA 90065	Metro	1
10	Granada Hills Pool	16730 Chatsworth St., Granada Hills, CA 91344	Valley	12
11	Hey Rookie Pool	3601 S. Gaffey St., San Pedro, CA 90731	Pacific	15
12	Hollywood Pool	1122 Cole Ave., Los Angeles, CA 90038	Pacific	13
13	Hubert Humphrey Pool	12560 Filmore St., Pacoima, CA 91331	Valley	7
14	John C. Argue Swim Stadium	3980 Bill Robertson Lane, Los Angeles, CA 90037	Expo	9
15	LACES Pool	5931 W. 18th St., Los Angeles, CA 90035	Pacific	10
16	Lincoln Pool	3501 Valley Blvd, Los Angeles, CA 90031	Metro	1
17	Peck Park Pool	560 N. Western Ave., San Pedro, CA 90732	Pacific	15
18	Richard Alatorre Pool	4721 Klamath St., Los Angeles, CA 90032	Metro	14
19	Roosevelt Pool	456 S. Mathews St., Los Angeles, CA 90033	Metro	14
20	Van Ness Pool	5720 2nd Avenue, Los Angeles, CA 90043	Pacific	2
21	Van Nuys Sherman Oaks Pool	14021 Huston St., Van Nuys, CA 91423	Valley	4
22	Venice High School Indoor Pool	2490 Walgrove Ave., Los Angeles, CA 90066	Pacific	11
23	Verdugo Hills Pool	10654 Irma Ave., Tujunga, CA 91042	Valley	7
24	Westwood Pool	1350 Sepulveda Blvd., Los Angeles, CA 90025	Pacific	5

Standup Paddleboarding Program

DIRECT COST								
	NO. OF PARTICIPANTS (per Quarter)	NO. OF PARTICIPANTS (per Year)	COST PER INSTRUCTOR/C OACH PER SITE	Duration	No. of Sites* (Sites vary by quarter)	TOTAL INSTRUCTOR COST (per Quarter)	TOTAL INSTRUCTOR COST (per Year)	COST PER PARTICIPANT
Monday-Friday Instructors (\$45/hr X 3 instructors X 5 days x 1 week X 5 hrs)		100	\$3,375	1 week/session X 8 sessions	2	\$54,000	\$54,000	\$540.00
Saturday/Sunday Instruction (\$45/hr X 3 Instructor X 2 days x 2 weeks x 5 hrs)	50	100	\$2,700	2 weeks/session X 3 sessions	1	\$8,100	\$16,200	\$162.00
Post Season Event		200	\$20			\$0	\$4,000	\$20
Instructor/Coach Uniform (**see detail below)							\$3,888	
Participant Uniform (**see detail below)							\$14,400	
TOTALS		200			12	\$62,100	\$92,488	

EQUIPMENT COST							
EQUIPMENT			# of Sites	Per Item Cost	Units Per Site	Equipment Cost Per Site	FY 24/25 Project Plan (This Request)
Stand-up paddleboard			2	\$730.00	14	\$10,220.00	\$20,440
Stand-up paddleboard oars			2	\$250.00	28	\$7,000.00	\$14,000
Life jacket,(S-XXL)			2	\$28.00	50	\$1,400.00	\$2,800
Sunscreen with Pump			2	\$157.00	12	\$1,884.00	\$3,768
Wetsuit, (XS-XXL)			2	\$200.00	60	\$12,000.00	\$24,000
First aid kit			2	\$250.00	1	\$250.00	\$500
Water Jug			2	\$73.00	2	\$146.00	\$292
Hangers for wetsuits			2	\$15.00	60	\$900.00	\$1,800
Rinse kit sprayer			2	\$610.00	2	\$1,220.00	\$2,440
Total Equipment							\$70,040

Total Cost	\$162,528
-------------------	------------------

***INSTRUCTOR/PARTICIPANT UNIFORM									
	Cost	Participant	Summer Coaches	Fall/Spring	Total Cost Summer	Total Cost Fall/Spring	Total (see line above)	Summer (Cost Per Participant) 100 participants	Fall/Spring (Cost Per Participant) 100 participants
Instructor - Rash Guards	\$30.00		18	36	\$540.00	\$1,080.00	\$1,620.00	\$5.40	\$10.80
Instructor - Shorts	\$35.00		18	36	\$630.00	\$1,260.00	\$1,890.00	\$6.30	\$12.60
Instructor - T Shirt	\$7.00		18	36	\$126.00	\$252.00	\$378.00	\$1.26	\$2.52
Total							\$3,888.00	\$12.96	\$25.92
Participant - Rash Guards	\$30.00	200			\$3,000.00	\$3,000.00	\$6,000.00	\$30.00	\$30.00
Participant - Shorts	\$35.00	200			\$3,500.00	\$3,500.00	\$7,000.00	\$35.00	\$35.00
Participant - T Shirt	\$7.00	200			\$700.00	\$700.00	\$1,400.00	\$7.00	\$7.00
Total							\$14,400.00	\$72.00	\$72.00

Attachment 35

List of Standup Paddleboarding Sites

Standup Paddleboarding : List of Sites				
	Facility	Address	Region	CD
1	109th Pool	1500 E. 109th St., Los Angeles, CA 90059	Pacific	15
2	Algin Sutton Pool	8800 S. Hoover St., Los Angeles, CA 90044	Pacific	8
3	Banning Pool	1450 N. Avalon Blvd., Wilmington, CA 90744	Pacific	15
4	Cabrillo Beach	3720 Stephen M White Dr., San Pedro CA 90731	Pacific	15
5	Celes King III Pool	5001 Rodeo Rd, Los Angeles, CA 90016	Pacific	10
6	Central Pool	1357 East 22nd St., Los Angeles, CA 90011	Pacific	9
7	Cheviot Hills Pool	2693 Motor Ave., Los Angeles, CA 90064	Pacific	5
8	Cleveland Pool	8120 Vanalden Ave., Reseda, CA 91335	Valley	3
9	Costello Pool	3121 E. Olympic Blvd., Los Angeles, CA 90023	Metro	14
10	Downey Pool	1775 N. Spring St., Los Angeles, CA 90031	Metro	1
11	Echo Deep Pool	1419 Colton St., Los Angeles, CA 90026	Metro	1
12	EG Roberts Pool	4526 W. Pico Blvd., Los Angeles, CA 90019	Pacific	10
13	Fernangeles Pool	8851 Laurel Canyon Blvd, Sun Valley, CA 91352	Valley	6
14	Fremont Pool	7630 Towne Ave., Los Angeles, CA 90003	Pacific	9
15	Glassell Pool	3704 Verdugo Rd., Los Angeles, CA 90065	Metro	1
16	Granada Hills Pool	16730 Chatsworth St., Granada Hills, CA 91344	Valley	12
17	Green Meadows Pool	431 E. 89th St., Los Angeles, CA 90003	Pacific	9
18	Griffith Park Pool	3401 Riverside Dr., Los Angeles, CA 90027	Metro	4
19	Hansen Dam	11798 Foothill Blvd., Lake View Terrace CA 91342	Valley	7
20	Harbor Pool	1221 N. Figueroa Pl., Wilmington, CA 90744	Pacific	15
21	Hey Rookie Pool	3601 S. Gaffey St., San Pedro, CA 90731	Pacific	15
22	Highland Pool	6150 N. Piedmont Avenue, Los Angeles, CA 90042	Metro	1
23	Hollywood Pool	1122 Cole Ave., Los Angeles, CA 90038	Pacific	13
24	Hubert Humphrey Pool	12560 Filmore St., Pacoima, CA 91331	Valley	7
25	Jackie Tatum/Harvard Pool	6120 Denker St., Los Angeles, CA 90047	Pacific	8
26	John C. Argue Swim Stadium	3980 Bill Robertson Lane, Los Angeles, CA 90037	Expo	9
27	LACES Pool	5931 W. 18th St., Los Angeles, CA 90035	Pacific	10
28	Lanark Pool	21817 Strathern St., Canoga Park, CA 91304	Valley	3
29	Lincoln Pool	3501 Valley Blvd, Los Angeles, CA 90031	Metro	1
30	Mar Vista Pool	11655 Palms Blvd., Los Angeles, CA 90066	Pacific	11
31	North Hollywood Pool	5301 Tujunga Ave., North Hollywood, CA 91601	Valley	2
32	Northridge Pool	10058 Reseda Blvd., Northridge, CA 91324	Valley	12
33	Pan Pacific Park Pool	141 S. Gardner St., Los Angeles, CA 90036	Pacific	4
34	Pecan Pool	120 S. Gless St., Los Angeles, CA 90033	Metro	14
35	Peck Park Pool	560 N. Western Ave., San Pedro, CA 90732	Pacific	15
36	Reseda Pool	18411 Victory Blvd, Reseda, CA 91335	Valley	3
37	Richard Alatorre Pool	4721 Klamath St., Los Angeles, CA 90032	Metro	14
38	Ritchie Valens Pool	10731 Laurel Canyon Blvd., Pacoima, CA 91331	Valley	7
39	Roosevelt Pool	456 S. Mathews St., Los Angeles, CA 90033	Metro	14
40	Ross Snyder Pool	1501 East 41st St., Los Angeles, CA 90011	Pacific	9
41	Rustic Canyon Pool	601 Latimer Rd., Pacific Palisades, CA 90402	Pacific	11
42	Sepulveda Pool	8737 Kester Ave., Panorama City, CA 91402	Valley	6
43	South Park Pool	345 East 51st St., Los Angeles, CA 90011	Pacific	9
44	Stoner Park Pool	1835 Stoner Ave., Los Angeles, CA 90025	Pacific	11
45	Sun Valley Pool	8123 Vineland Ave., Sun Valley, CA 91352	Valley	6
46	Sylmar Pool	13109 Borden Ave, Los Angeles, CA 91342	Valley	7
47	Valley Plaza Pool	6715 Laurelgrove Ave., North Hollywood, CA 91606	Valley	2
48	Van Ness Pool	5720 2nd Avenue, Los Angeles, CA 90043	Pacific	2
49	Van Nuys Sherman Oaks Pool	14021 Huston St., Van Nuys, CA 91423	Valley	4
50	Venice High School Indoor Pool	2490 Walgrove Ave., Los Angeles, CA 90066	Pacific	11
51	Verdugo Hills Pool	10654 Irma Ave., Tujunga, CA 91042	Valley	7
52	Westchester Pool	9100 Lincoln Blvd., Los Angeles, CA 90045	Pacific	11
53	Westwood Pool	1350 Sepulveda Blvd., Los Angeles, CA 90025	Pacific	5
54	Woodland Hills Pool	5858 Shoup Ave., Woodland Hills, CA 91367	Valley	3
55	Yosemite Pool	1840 Yosemite Dr., Los Angeles, CA 90041	Metro	14

Surf Team Program

DIRECT COST								
	NO. OF PARTICIPANTS (per Quarter)	NO. OF PARTICIPANTS (per Year)	COST PER INSTRUCTOR/C OACH PER SITE	Duration	No. of Sites* (Sites vary by quarter)	TOTAL INSTRUCTOR COST (per Quarter)	TOTAL INSTRUCTOR COST (per Year)	COST PER PARTICIPANT
Monday -Friday Instructors (\$45/hr X 2 coaches X 5 days x 8 weeks X 4 hrs) (4 hrs instruction)	80	80	\$14,400	8 week/session X 1 session	2	\$28,800	\$28,800	\$360.00
Bus for transportation (\$800/day)				8 week/session X 1 session			\$32,000	\$400.00
Saturday/Sunday Instruction (\$45/hr X 2 Instructor X 2 days x 4 weeks x 4 hrs) (4 hrs instruction)	10	20	\$2,880	4 weeks/session X 2 sessions	1	\$5,760	\$11,520	\$576.00
								Summer
								Summer
								Fall/Spring
	NO. OF PARTICIPANTS (per Quarter)	NO. OF PARTICIPANTS (per Year)	COST PER PARTICIPANT			TOTAL COST (per Quarter)	TOTAL COST (per Year)	COST PER PARTICIPANT
Post Season Event-Summer	80	80	\$25			\$2,000	\$2,000	\$25
Post Season Event- Fall/Spring	10	20	\$25			\$250	\$500	\$25
Instructor/Coach Uniform (**see detail below)							\$3,492	
Participant Uniform (**see detail below)							\$5,200	
TOTALS		100			6	\$36,810	\$83,512	

EQUIPMENT COST						
EQUIPMENT	Per Item Cost	Units Per Site	Equipment Cost Per Site	No. of Sites	Included in Previous Project Plans	FY 24/25 Project Plan (This Request)
High Performace Surf Boards (variety)	\$1,500.00	5	\$7,500.00	4		\$30,000.00
Replacement Fins	\$150.00	10	\$1,500.00	4		\$6,000.00
Replacement Leash	\$30.00	10	\$300.00	4		\$1,200.00
First Aid Kits	\$250.00	1	\$250.00	4		\$1,000.00
Surf board padded cover	\$350.00	5	\$1,750.00	4		\$7,000.00
Water Jugs	\$50.00	2	\$100.00	4		\$400.00
Sun Screen	\$109.00	1	\$109.00	4		\$436.00
Surf Wax	\$15.00	20	\$300.00	4		\$1,200.00
Rinse Kit Sprayer	\$610.00	2	\$1,220.00	4		\$4,880.00
Balance Boards	\$250.00	5	\$1,250.00	4		\$5,000.00
Surf Boards	\$1,500.00	5	\$7,500.00	4		\$30,000.00
Paddle Boards	\$800.00	2	\$1,600.00	4		\$6,400.00
Surf Skateboards	\$350.00	4	\$1,400.00	4		\$5,600.00
Dryland equipment	\$700.00	2	\$1,400.00	4		\$5,600.00
Solo shot Action training kit	\$2,000.00	2	\$4,000.00	4		\$16,000.00
Wet Suit booties	\$80.00	2	\$160.00	4		\$640.00
Total Equipment						\$ 121,356
Total Cost						\$ 204,868

***INSTRUCTOR/PARTICIPANT UNIFORM									
	Cost	Participant	Summer Coaches	Fall/Spring	Total Cost Summer	Total Cost Fall/Spring	Total (see line above)	Summer (Cost Per Participant) 80 participants	Fall/Winter/Spring (Cost Per Participant) 20 participants
Instructor - Rash Guards	\$30.00		24	12	\$720.00	\$360.00	\$1,080.00	\$9.00	\$18.00
Instructor - Shorts	\$35.00		24	12	\$840.00	\$420.00	\$1,260.00	\$10.50	\$21.00
Instructor - T Shirt	\$7.00		24	12	\$168.00	\$84.00	\$252.00	\$2.10	\$4.20
Instructor - Sweatshirt	\$25.00		24	12	\$600.00	\$300.00	\$900.00	\$7.50	\$15.00
Total							\$3,492.00	\$29.10	\$58.20
Participant - Rash Guards	\$30.00	100			\$2,400.00	\$600.00	\$3,000.00	\$30.00	\$30.00
Participant - Hat	\$15.00	100			\$1,200.00	\$300.00	\$1,500.00	\$15.00	\$15.00
Participant - T Shirt	\$7.00	100			\$560.00	\$140.00	\$700.00	\$7.00	\$7.00
Total							\$5,200.00	\$52.00	\$52.00

Attachment 37

List of Surf Team Program Locations

Surf Team (Summer): List of Sites (53)				
	Facility	Address	Region	CD
1	109th Pool	1500 E. 109th St., Los Angeles, CA 90059	Pacific	15
2	Algin Sutton Pool	8800 S. Hoover St., Los Angeles, CA 90044	Pacific	8
3	Banning Pool	1450 N. Avalon Blvd., Wilmington, CA 90744	Pacific	15
4	Celes King III Pool	5001 Rodeo Rd, Los Angeles, CA 90016	Pacific	10
5	Central Pool	1357 East 22nd St., Los Angeles, CA 90011	Pacific	9
6	Cheviot Hills Pool	2693 Motor Ave., Los Angeles, CA 90064	Pacific	5
7	Cleveland Pool	8120 Vanalden Ave., Reseda, CA 91335	Valley	3
8	Costello Pool	3121 E. Olympic Blvd., Los Angeles, CA 90023	Metro	14
9	Downey Pool	1775 N. Spring St., Los Angeles, CA 90031	Metro	1
10	Echo Deep Pool	1419 Colton St., Los Angeles, CA 90026	Metro	1
11	EG Roberts Pool	4526 W. Pico Blvd., Los Angeles, CA 90019	Pacific	10
12	Fernangeles Pool	8851 Laurel Canyon Blvd, Sun Valley, CA 91352	Valley	6
13	Fremont Pool	7630 Towne Ave., Los Angeles, CA 90003	Pacific	9
14	Glassell Pool	3704 Verdugo Rd., Los Angeles, CA 90065	Metro	1
15	Granada Hills Pool	16730 Chatsworth St., Granada Hills, CA 91344	Valley	12
16	Green Meadows Pool	431 E. 89th St., Los Angeles, CA 90003	Pacific	9
17	Griffith Park Pool	3401 Riverside Dr., Los Angeles, CA 90027	Metro	4
18	Harbor Pool	1221 N. Figueroa Pl., Wilmington, CA 90744	Pacific	15
19	Hey Rookie Pool	3601 S. Gaffey St., San Pedro, CA 90731	Pacific	15
20	Highland Pool	6150 N. Piedmont Avenue, Los Angeles, CA 90042	Metro	1
21	Hollywood Pool	1122 Cole Ave., Los Angeles, CA 90038	Pacific	13
22	Hubert Humphrey Pool	12560 Filmore St., Pacoima, CA 91331	Valley	7
23	Jackie Tatum/Harvard Pool	6120 Denker St., Los Angeles, CA 90047	Pacific	8
24	John C. Argue Swim Stadium	3980 Bill Robertson Lane, Los Angeles, CA 90037	Expo	9
25	LACES Pool	5931 W. 18th St., Los Angeles, CA 90035	Pacific	10
26	Lanark Pool	21817 Strathern St., Canoga Park, CA 91304	Valley	3
27	Lincoln Pool	3501 Valley Blvd, Los Angeles, CA 90031	Metro	1
28	Mar Vista Pool	11655 Palms Blvd., Los Angeles, CA 90066	Pacific	11
29	North Hollywood Pool	5301 Tujunga Ave., North Hollywood, CA 91601	Valley	2
30	Northridge Pool	10058 Reseda Blvd., Northridge, CA 91324	Valley	12
31	Pan Pacific Park Pool	141 S. Gardner St., Los Angeles, CA 90036	Pacific	4
32	Pecan Pool	120 S. Gless St., Los Angeles, CA 90033	Metro	14
33	Peck Park Pool	560 N. Western Ave., San Pedro, CA 90732	Pacific	15
34	Reseda Pool	18411 Victory Blvd, Reseda, CA 91335	Valley	3
35	Richard Alatorre Pool	4721 Klamath St., Los Angeles, CA 90032	Metro	14
36	Ritchie Valens Pool	10731 Laurel Canyon Blvd., Pacoima, CA 91331	Valley	7
37	Roosevelt Pool	456 S. Mathews St., Los Angeles, CA 90033	Metro	14
38	Ross Snyder Pool	1501 East 41st St., Los Angeles, CA 90011	Pacific	9
39	Rustic Canyon Pool	601 Latimer Rd., Pacific Palisades, CA 90402	Pacific	11
40	Sepulveda Pool	8737 Kester Ave., Panorama City, CA 91402	Valley	6
41	South Park Pool	345 East 51st St., Los Angeles, CA 90011	Pacific	9
42	Stoner Park Pool	1835 Stoner Ave., Los Angeles, CA 90025	Pacific	11
43	Sun Valley Pool	8123 Vineland Ave., Sun Valley, CA 91352	Valley	6
44	Sylmar Pool	13109 Borden Ave, Los Angeles, CA 91342	Valley	7
45	Valley Plaza Pool	6715 Laurelgrove Ave., North Hollywood, CA 91606	Valley	2
46	Van Ness Pool	5720 2nd Avenue, Los Angeles, CA 90043	Pacific	2
47	Van Nuys Sherman Oaks Pool	14021 Huston St., Van Nuys, CA 91423	Valley	4
48	Venice High School Indoor Pool	2490 Walgrove Ave., Los Angeles, CA 90066	Pacific	11
49	Verdugo Hills Pool	10654 Irma Ave., Tujunga, CA 91042	Valley	7
50	Westchester Pool	9100 Lincoln Blvd., Los Angeles, CA 90045	Pacific	11
51	Westwood Pool	1350 Sepulveda Blvd., Los Angeles, CA 90025	Pacific	5
52	Woodland Hills Pool	5858 Shoup Ave., Woodland Hills, CA 91367	Valley	3
53	Yosemite Pool	1840 Yosemite Dr., Los Angeles, CA 90041	Metro	14

USA Swim Team

DIRECT COST							
	NO. OF PARTICIPANTS (per team)	NO. OF PARTICIPANTS (per Year)	COST PER INSTRUCTOR/COACH PER SITE/PER QUARTER	Duration	No. of Sites* (Sites vary by quarter)	TOTAL COST (per Quarter)	TOTAL COST (per Year)
Instructors/Coaches (\$45/hr X 2 coaches X 5 days X 3 hrs X 8 weeks)			\$10,800	1 x Quarters	18	\$194,400	\$194,400
Instructors/Coaches (\$45/hr X 2 coaches X 4 days X 3 hrs X 13 weeks)			\$14,040	3 x Quarters	18	\$252,720	\$758,160
Swim Meets (\$45/hr X 2 Instructor/Coach X 8 hrs X 4 Meets)			\$2,880	4 Swim Meets/Events / quarter	18	\$51,840	\$51,840
Swim Meets (\$45/hr X 2 Instructor/Coach X 8 hrs X 2 Meets)			\$1,440	2 Swim Meets/Events / quarter	18	\$25,920	\$77,760
Clinic (\$45/hr x 2 Instructor/Coach x 8 hrs x 1 clinic)			\$720	1 swim clinics / quarter	18	\$51,840	\$207,360
U.S. Swim membership			\$10				\$21,600
Awards			\$15				\$32,400
Meet officials						\$3,825	\$15,300
Pre & Post season events			\$40				\$86,400
Instructor/Coach Uniform (**see detail below)							\$4,416
Participant Uniform (**see detail below)							\$299,160
TOTALS	8	2160			18		\$1,748,796

EQUIPMENT COST							
	Per Item Cost	Units Per Site	Equipment Cost Per Site	No. of Sites	Included in Previous Project Plans	FY 24/25 Project Plan (This Request)	
Kickboard	\$ 25.00	60	\$ 1,500.00	18	\$ 18,000.00	\$ 27,000.00	
Pull buoy	\$ 15.00	60	\$ 900.00	18	\$ 12,000.00	\$ 16,200.00	
Paddles	\$ 20.00	60	\$ 1,200.00	18	\$ 24,000.00	\$ 21,600.00	
Short Fins	\$ 48.00	60	\$ 2,880.00	18	\$ 33,600.00	\$ 51,840.00	
Training Education (Videos/ Books)	\$ 150.00	4	\$ 600.00	18		\$ 10,800.00	
Total Equipment					\$ 87,600.00	\$ 127,440.00	

***INSTRUCTOR/PARTICIPANT UNIFORM					
	Per Item Cost	Units	Unit Cost		Total
Instructor - Polo Shirts	\$ 25.00	48	\$ 1,200.00		\$ 1,200.00
Instructor - Shorts	\$ 35.00	48	\$ 1,680.00		\$ 1,680.00
Instructor - T Shirt	\$ 7.00	48	\$ 336.00		\$ 336.00
Instructor - Sweatshirt	\$ 25.00	48	\$ 1,200.00		\$ 1,200.00
Instructor - Total	\$ 92.00		\$ 4,416.00		\$ 4,416.00
Participant - Swim Parka	\$ 130.00	1080	\$ 140,400.00		\$ 140,400.00
Participant - Team T-Shirt	\$ 7.00	1080	\$ 7,560.00		\$ 7,560.00
Participant - Swim Cap	\$ 12.00	1080	\$ 12,960.00		\$ 12,960.00
Participant - Swim Suit	\$ 60.00	1080	\$ 64,800.00		\$ 64,800.00
Participant - Goggles	\$ 18.00	1080	\$ 19,440.00		\$ 19,440.00
Participant - Swim Snorkel	\$ 35.00	1080	\$ 37,800.00		\$ 37,800.00
Participant - Mesh bag	\$ 15.00	1080	\$ 16,200.00		\$ 16,200.00
Participant - Total	\$ 277.00		\$ 299,160.00		\$ 299,160.00

Total Cost	\$1,876,236.00
-------------------	-----------------------

Attachment 39
List of USA Swim Team Sites

USA Swim : List of Sites				
	Facility	Address	Region	CD
1	Algin Sutton Pool	8800 S. Hoover St., Los Angeles, CA 90044	Pacific	8
2	Banning Pool	1450 N. Avalon Blvd., Wilmington, CA 90744	Pacific	15
3	Celes King III Pool	5001 Rodeo Rd, Los Angeles, CA 90016	Pacific	10
4	Cleveland Pool	8120 Vanalden Ave., Reseda, CA 91335	Valley	3
5	Dymally Pool	8800 San Pedro St., Los Angeles CA 90003	Pacific	9
6	Echo Deep Pool	1419 Colton St., Los Angeles, CA 90026	Metro	1
7	EG Roberts Pool	4526 W. Pico Blvd., Los Angeles, CA 90019	Pacific	10
8	Fremont Pool	7630 Towne Ave., Los Angeles, CA 90003	Pacific	9
9	Glassell Pool	3704 Verdugo Rd., Los Angeles, CA 90065	Metro	1
10	Granada Hills Pool	16730 Chatsworth St., Granada Hills, CA 91344	Valley	12
11	Hey Rookie Pool	3601 S. Gaffey St., San Pedro, CA 90731	Pacific	15
12	Hollywood Pool	1122 Cole Ave., Los Angeles, CA 90038	Pacific	13
13	Hubert Humphrey Pool	12560 Filmore St., Pacoima, CA 91331	Valley	7
14	John C. Argue Swim Stadium	3980 Bill Robertson Lane, Los Angeles, CA 90037	Expo	9
15	LACES Pool	5931 W. 18th St., Los Angeles, CA 90035	Pacific	10
16	Lincoln Pool	3501 Valley Blvd, Los Angeles, CA 90031	Metro	1
17	Richard Alatorre Pool	4721 Klamath St., Los Angeles, CA 90032	Metro	14
18	Roosevelt Pool	456 S. Mathews St., Los Angeles, CA 90033	Metro	14
19	Van Ness Pool	5720 2nd Avenue, Los Angeles, CA 90043	Pacific	2
20	Van Nuys Sherman Oaks Pool	14021 Huston St., Van Nuys, CA 91423	Valley	4
21	Venice High School Indoor Pool	2490 Walgrove Ave., Los Angeles, CA 90066	Pacific	11
22	Verdugo Hills Pool	10654 Irma Ave., Tujunga, CA 91042	Valley	7
23	Westwood Pool	1350 Sepulveda Blvd., Los Angeles, CA 90025	Pacific	5

USA Water Polo

DIRECT COST								
	NO. OF PARTICIPANTS (per team)	NO. OF PARTICIPANTS (per Year)	COST PER INSTRUCTOR/C OACH PER SITE/PER QUARTER	Duration	No. of Sites* (Sites vary by quarter)	TOTAL COST (per Quarter)	TOTAL COST (per Year)	COST PER PARTICIPANT
Instructors/Coaches (\$45/hr X 2 coaches X 5 days X 3 hrs X 8 weeks)			\$10,800	1 x quarter	4	\$43,200	\$43,200	\$432.00
Instructors/Coaches (\$45/hr X 2 coaches X 4 days X 3 hrs X 13 weeks)			\$14,040	3 x quarter	4	\$56,160	\$168,480	\$561.60
Water Polo Tournaments (\$45/hr X 2 Instructor/Coach X 10 hrs X 2 Events)			\$1,800	2 x Water Polo Tournaments Events / quarter	4	\$3,600	\$10,800	\$36.00
Water Polo Tournaments (\$45/hr X 2 Instructor/Coach X 10 hrs X 4 Events)			\$3,600	4 x Water Polo Tournaments Events / quarter	4	\$14,400	\$14,400	\$144.00
Clinic (\$45/hr x 2 Instructor/Coach x 8 hrs x 1 clinic)			\$720	1 x Water Polo Clinics / quarter	4	\$11,520	\$46,080	\$115.20
Water Polo Tournament Fees (\$800 fee x 5 age groups per site x 2 teams)			\$8,000	10 x Water Polo Tournaments Events / year	4	\$8,000	\$8,000	\$20.00
U.S.A. Water Polo membership			\$40				\$16,000	\$40.00
Awards			\$15				\$6,000	\$15.00
Meet officials						\$3,825	\$15,300	\$38.25
Pre & Post season events			\$40		4	\$4,000	\$16,000	\$40
Instructor/Coach Uniform (**see detail below)							\$2,208	
Participant Uniform (**see detail below)							\$124,800	
TOTALS		400			4		\$471,268	

Summer
Fall/Winter/Sprin
Fall/Winter/Sprin
Summer

EQUIPMENT COST						
	Per Item Cost	Units Per Site	Equipment Cost Per Site	No. of Sites		FY 24/25 Project Plan (This Request)
Water Polo Balls	\$ 50.00	100	\$ 5,000.00	4		\$20,000.00
Pull buoy	\$ 15.00	100	\$ 1,500.00	4		\$6,000.00
Paddles	\$ 20.00	100	\$ 2,000.00	4		\$8,000.00
Long Fins	\$ 28.00	100	\$ 2,800.00	4		\$11,200.00
Portable Score Board/Shot clocks	\$ 12,000.00	1	\$ 12,000.00	4		\$48,000.00
Weight belt (various Sizes)	\$ 60.00	30	\$ 1,800.00	4		\$7,200.00
Gruge belt	\$ 50.00	10	\$ 500.00	4		\$2,000.00
Portable water polo goals	\$ 2,600.00	2	\$ 5,200.00	4		\$20,800.00
Training Education (Videos/ Books)	\$ 150.00	4	\$ 600.00	4		\$2,400.00
Total Equipment						\$100,400

Total Cost \$571,668

***INSTRUCTOR/PARTICIPANT UNIFORM									
	Cost	Participant	Summer Coaches	Fall/Spring	Total Cost Summer	Total Cost Fall/Spring	Total (see line above)	Summer (Cost Per Participant) 100 participants	Fall/Spring (Cost Per Participant) 300 participants
Instructor - Polo Shirts	\$25.00		12	12	\$300.00	\$300.00	\$600.00	\$3.00	\$1.00
Instructor - Shorts	\$35.00		12	12	\$420.00	\$420.00	\$840.00	\$4.20	\$1.40
Instructor - T Shirt	\$7.00		12	12	\$84.00	\$84.00	\$168.00	\$0.84	\$0.28
Instructor - Sweatshirt	\$25.00		12	12	\$300.00	\$300.00	\$600.00	\$3.00	\$1.00
Total							\$2,208.00	\$11.04	\$3.68
Participant - Swim Suit	\$75.00	400			\$7,500.00	\$22,500.00	\$30,000.00	\$75.00	\$75.00
Participant - Water polo robe	\$120.00	400			\$12,000.00	\$36,000.00	\$48,000.00	\$120.00	\$120.00
Participant - T Shirt	\$7.00	400			\$700.00	\$2,100.00	\$2,800.00	\$7.00	\$7.00
Swim Cap	\$12.00	400			\$1,200.00	\$3,600.00	\$4,800.00	\$12.00	\$12.00
Goggles	\$18.00	400			\$1,800.00	\$5,400.00	\$7,200.00	\$18.00	\$18.00
training mat, jump rope, stretch cord	\$65.00	400			\$6,500.00	\$19,500.00	\$26,000.00	\$65.00	\$65.00
mesh bag	\$15.00	400			\$1,500.00	\$4,500.00	\$6,000.00	\$15.00	\$15.00
Total							\$124,800.00	\$312.00	\$312.00

Attachment 41
List of USA Water Polo Sites

USA Water Polo: List of Sites			
Facility	Address	Region	CD
1 Algin Sutton Pool	8800 S. Hoover St., Los Angeles, CA 90044	Pacific	8
2 Banning Pool	1450 N. Avalon Blvd., Wilmington, CA 90744	Pacific	15
3 Celes King III Pool	5001 Rodeo Rd, Los Angeles, CA 90016	Pacific	10
4 Cleveland Pool	8120 Vanalden Ave., Reseda, CA 91335	Valley	3
5 Dymally Pool	8800 San Pedro St., Los Angeles CA 90003	Pacific	9
6 Echo Deep Pool	1419 Colton St., Los Angeles, CA 90026	Metro	1
7 EG Roberts Pool	4526 W. Pico Blvd., Los Angeles, CA 90019	Pacific	10
8 Fremont Pool	7630 Towne Ave., Los Angeles, CA 90003	Pacific	9
9 Glassell Pool	3704 Verdugo Rd., Los Angeles, CA 90065	Metro	1
10 Granada Hills Pool	16730 Chatsworth St., Granada Hills, CA 91344	Valley	12
11 Hey Rookie Pool	3601 S. Gaffey St., San Pedro, CA 90731	Pacific	15
12 Hollywood Pool	1122 Cole Ave., Los Angeles, CA 90038	Pacific	13
13 Hubert Humphrey Pool	12560 Filmore St., Pacoima, CA 91331	Valley	7
14 John C. Argue Swim Stadium	3980 Bill Robertson Lane, Los Angeles, CA 90037	Expo	9
15 LACES Pool	5931 W. 18th St., Los Angeles, CA 90035	Pacific	10
16 Lincoln Pool	3501 Valley Blvd, Los Angeles, CA 90031	Metro	1
17 Peck Park Pool	560 N. Western Ave., San Pedro, CA 90732	Pacific	15
18 Richard Alatorre Pool	4721 Klamath St., Los Angeles, CA 90032	Metro	14
19 Roosevelt Pool	456 S. Mathews St., Los Angeles, CA 90033	Metro	14
20 Van Ness Pool	5720 2nd Avenue, Los Angeles, CA 90043	Pacific	2
21 Van Nuys Sherman Oaks Pool	14021 Huston St., Van Nuys, CA 91423	Valley	4
22 Venice High School Indoor Pool	2490 Walgrove Ave., Los Angeles, CA 90066	Pacific	11
23 Verdugo Hills Pool	10654 Irma Ave., Tujunga, CA 91042	Valley	7
24 Westwood Pool	1350 Sepulveda Blvd., Los Angeles, CA 90025	Pacific	5

Archery							
DIRECT COST							
		Estimated # Participants or Hours (per Quarter)	# of Sites	Item Cost	Total Cost (per Quarter)	Total Cost (per Year)	Unit Cost
Costs Calculated by Participation		340					
	Instructors Ratio 1 to 10 4 Hrs per week / 8 weeks	96	17	\$45	\$73,440	\$293,760	\$216
	Level 1 Instructor Certification Online Course (2 instructors/site/qtr)		17	40	\$1,360	\$5,440	\$4
	Tournaments					\$5,000	\$3.68
Subtotal						\$304,200	

EQUIPMENT						
		# of Sites	Number of Sets per Site	Cost of Equipment	Included in Previous Project Plans	FY 24/25 Project Plan (This Request)
Costs Calculated by Number of Sites	Equipment	17	1	\$3,395	\$57,714	\$0

Total Cost	\$304,200
-------------------	------------------

ITEM	PRICE \$
Practical Course: 12 Pack Whistle, Stretch Band and String Loop	\$5.95
USA Archery Recurve Bow Equipment Kit	\$3,199.00
Explore Archery Instructor's Guidebook	\$99.00
Explore Archery Achievement Awards Set	\$11.00
USA Archery Steps of Shooting Poster	\$50.00
USA Archery Range Safety Poster	\$30.00
Estimated Tax and Shipping	
Total	\$3,394.95

Attachment 43
List of Archery Sites

Archery : List of Sites				
	Facility	Address	Region	CD
1	Barrington RC	333 S. Barrington Ave, Los Angeles< CA 90049	West	11
2	Chattsworth RC	22360 Devonshire St., Chatsworth, 91311	Valley	12
3	David M. Gonzales/Pacoima R.C.	10943 Herrick Ave., Pacoima, CA 91331	Valley	7
4	Delano R.C.	15100 Erwin St., Van Nuys, CA 91411	Valley	6
5	Lanark R.C.	21816 Lanark St, Canoga Park, CA 91305	Valley	3
6	Lemon Grove R.C.	4959 Lemon Grove Ave, Los Angeles, CA 90029	Metro	13
7	Loren Miller R.C.	2717 Halldale Ave, Los Angeles, CA 90018	Pacific	8
8	North Hollywood R.C.	11430 Chandler Blvd, North Hollywood, CA 91601	Valley	2
9	Pan Pacific RC	7341 Willoughby Ave, Los Angeles, CA 90036	Metro	4
10	Ramon Garcia R.C.	1016 S. Fresno Street, Los Angeles, CA 90023	Metro	14
11	Rio de Los Angeles State Park	1900 N. San Fernando Rd, Los Angeles, CA 90065	Metro	1
12	St. Andrews R.C.	8701 Saint Andrews Place, Los Angeles, CA 90047	Pacific	8
13	Stonehurst R.C.	9901 Dronfield St., Sun Valley, CA 91352	Valley	7
14	Trinity R.C.	2415 Trinity St., Los Angeles, CA 90011	Pacific	9
15	Vineyard R.C.	2942 Vineyard Ave, Los Angeles, CA 90016	Pacific	10
16	Westwood RC	1350 Sepulveda Blvd. Los Angles, CA 90025	West	5
17	Wilmington R.C.	325 N. Neptune Ave., Wilmington, CA 90744	Pacific	15

BOXING Beginners							
DIRECT COST							
	Category	Estimated # Participants or Hours (per Quarter)	# of Sites	Item Cost	Total Cost (per Quarter)	Total Cost (per Year)	Unit Cost
Costs Calculated by Participation	Uniforms	600		\$50	\$50	\$60,000	\$25
	Instructors Ratio 1 to 10 4 Hrs per week / 8 weeks	96	10	\$45	\$43,200	\$172,800	\$72
	Tournaments				\$5,000	\$20,000	\$8.33
	USA Boxing Club Membership		10	\$ 180		\$1,800	\$0.75
Total					\$48,250	\$254,600	\$105.33

EQUIPMENT				
EQUIPMENT	Number of Sites	Cost of Equipment per Beginner		FY 24/25 Project Plan (This Request)
Equipment Below	10	\$ 2,310		\$ 23,100
X no. of sites				\$ -
Total Equipment Costs				\$ 23,100

Total Cost Boxing Beginners	\$277,700
------------------------------------	------------------

BOXING Advanced							
DIRECT COST							
	Category	Participants or Hours (per Quarter)	# of Sites	Item Cost	Total Cost (per Quarter)	Total Cost (per Year)	Unit Cost
Costs Calculated by Participation	Uniforms	100	10	\$50	\$5,000	\$10,000	\$25
	Instructors Ratio 1 to 10 8 Hrs per week / 8 weeks	64	10	\$45	\$28,800	\$115,200	\$288
	Tournaments				\$7,500	\$30,000	\$75.00
	USA Boxing Club Membership (same sites for Boxing Beginners)		10	\$ 180		\$0	\$0.00
	USA Boxing Individual Membership			\$ 100		\$10,000	\$25.00
Total					\$41,300	\$165,200	\$388.00

EQUIPMENT				
EQUIPMENT	Number of Sites	Cost of Equipment per Beginner		FY 24/25 Project Plan (This Request)
Equipment Below	10	\$ 1,650		\$ 16,500
X no. of sites				\$ -
Total Equipment Costs				\$ 16,500

Total Cost Boxing Advanced	\$181,700
-----------------------------------	------------------

Total Cost Boxing Beginners + Advanced	\$459,400
---	------------------

Youth Beginner	
ITEM	PRICE \$
Franklin Youth Gloves 12oz	\$480.00
Franklin Youth Gloves 14oz	\$480.00
Speed Bags (5 per site) \$35 each	\$175.00
Speed Bag Platforms (3 per site) \$125 each	\$375.00
Heavy Bags (2 per site) \$150 each	\$300.00
Jump Ropes (25 per site) \$10	\$250.00
Hand Wraps (25 per site) \$10	\$250.00
Total	\$2,310.00

Advanced	
ITEM	PRICE \$
Reyes Boxing Gloves	\$380.00
Reyes Boxing Gloves	\$380.00
Reyes Kidney & Foul Protectors (2 per site) \$150	\$300.00
Reyes Head Gear (2 per site) \$160	\$320.00
Reyes Curved Glove Mits (2 per iste) \$135	\$270.00
Total	\$1,650.00

Attachment 45
List of Boxing Sites

Boxing : List of Sites				
	Facility	Address	Region	CD
1	109th Street R.C.	1464 E. 109th St., Los Angeles, CA 90059	Pacific	9
2	DMG/Pacoima Park	10943 Herrick Ave., Pacoima, CA 91331	Valley	7
3	Hollywood R.C.	1122 Cole Ave., Los Angeles, CA 90038	Metro	13
4	Jackie Tatum Harvard R.C.	1535 W. 62nd St., Los Angeles, CA 90047	Pacific	8
5	Lincoln Youth Center	2911 Altura Street, Los Angeles, CA 90031	Metro	1
6	Obama Sports Center	5001 Rodeo Rd, Los Angeles, CA 90016	Pacific	10
7	Penmar	1341 Lake St. Venice, CA 90291	West	11
8	Rio de Los Angels	1900 N. San Fernando Rd, Los Angeles, CA 90065	Metro	1
9	Sun Valley	8133 Vineland Ave., Sun Valley, CA 91352	Valley	6
10	Valley Plaza RC	12240 Archwood St., North Hollywood, CA 91606	Valley	2

Climbing

COST							
ACTIVITIES	NO. OF PARTICIPANTS (5 per Site per Quarter X 9 Sites)	COST PER SITE PER WEEK	Duration	No. of Sites	TOTAL INSTRUCTOR COSTS(per Quarter)	TOTAL COSTS (per Year)	COST PER PARTICIPANT
Cost per lesson			8 weeks	9			
Asst. Instructor - Transportation (3 Hours per class X \$19)	45	\$57	8 Weeks	9	\$4,104	\$16,416	\$91.20
Post Event						\$5,000	\$27.78
TOTALS	45				\$4,104	\$21,416	\$118.98

Attachment 47
List of Climbing Sites

List of Sites : Climbing			
Facility	Address	Region	CD
1 Central RC	1357 East 22nd St., Los Angeles, CA 90011	Pacific	9
2 Harvard RC	1535 W. 62nd St., Los Angeles, CA 90047	Pacific	8
3 Lanark RC	21816 Lanark St, Canoga Park, CA 91305	Valley	3
4 Macarthur RC	2230 W. 6th St., Los Angeles, CA 90057	Metro	1
5 Pecan RC	127 South Pecan St., Los Angeles, CA 90007	Metro	14
6 Reseda RC	18411 Victory Blvd, Reseda, CA 91335	Valley	3
7 St. Andrews RC	8701 Saint Andrews Place, Los Angeles, CA 90048	Pacific	8
8 Van Ness RC	5720 2nd Avenue, Los Angeles, CA 90043	Pacific	8
9 Van Nuys RC	14301 Vanowen St., Van Nuys, CA 91405	Valley	6

Equestrian

DIRECT COST							
ACTIVITIES	NO. OF PARTICIPANTS (5 per Site per Quarter X 9 Sites)	COST PER SITE PER WEEK	Duration	No. of Sites	TOTAL INSTRUCTOR COSTS(per Quarter)	TOTAL COSTS (per Year)	COST PER PARTICIPANT
Cost per lesson	45	\$375	8 weeks	9	\$27,000	\$108,000	\$600.00
Asst. Instructor -Transportation (3 Hours per class X \$19)	45	\$57	8 Weeks	9	\$4,104	\$16,416	\$91.20
Post Event						\$20,000	\$111.11
TOTALS	45				\$31,104	\$144,416	\$802.31

Attachment 49
List of Equestrian Sites

Equestrian : List of Sites					
	Facility	Address	Region	Transport to:	CD
1	109th Street R.C.	1464 E. 109th St., Los Angeles, CA 90059	Pacific	Compton Jr. Equestrian	15
2	David M. Gonzalez RC	10943 Herrick Ave, Pacoima, CA 91331	Valley	Hansen Dam Horse Park	7
3	Hubert H. Humphrey RC	12560 Filmore St, Pacoima, CA 91331	Valley	Hansen Dam Horse Park	7
4	Lincoln Heights RC	2303 Workman Ave, Los Angeles, CA 9003	Metro	LA Equestrian Center	1
5	Loren Miller RC	2717 Halldale Ave, Los Angeles, CA 90018	Pacific	Compton Jr. Equestrian	8
6	Rosecrans	840 W. 149th ST., Gardena, CA 90247	Pacific	Compton Jr. Equestrian	15
7	Sepulveda RC	8825 Kester Ave, Panorama City, CA 91402	Valley	Hansen Dam Horse Park	6
8	Shatto RC	3191 W. 4th St. Los Angeles, CA 90020	Metro	LA Equestrian Center	13
9	State Street	716 N. State St., Los Angeles, CA 90033	Metro	LA Equestrian Center	14

Fencing							
DIRECT COST							
		Estimated # Participants or Hours (per Quarter)	# of Sites	Item Cost	Total Cost (per Quarter)	Total Cost (per Year)	Unit Cost
Costs Calculated by Participation		340					
	Instructors Ratio 1 to 10 4 Hrs per week / 8 weeks	96	10	\$45	\$43,200	\$172,800	\$127
	Level 1 Instructor Certification Online Course (2 instructors/site/qtr)		10	40	\$800	\$3,200	\$2
	Tournaments					\$5,000	\$3.7
Subtotal						\$181,000	

PERSONAL EQUIPMENT						
			# of Sites	Number of Sets per Site	Cost of Equipment	FY 24/25 Project Plan
Costs Calculated by Number of Sites	Personal Equipment		10	10	\$ 801.09	\$80,109

Total Cost	\$261,109
-------------------	------------------

ITEM	PRICE \$
Mens FIE Plastron Size Small	\$ 74.80
Unisex Padded Jacket Size Adult Meduuum 38 41	\$ 116.45
SpartanStretch Breehes Size 30	\$ 101.15
Foil Lame Size 34 Right Hand	\$ 170.00
Standard Foil RH Size 5 Belgian Grip 2-Pin Socket	\$ 103.36
Two Pin Bodywire	\$ 28.05
Mask Wire	\$ 10.03
Advanced Gryptonite Foil / Epee Glove Size 7.5	\$ 40.00
Horizon Foil Mask Size Small	\$ 157.25
Total	\$ 801.09

Attachment 51
List of Fencing Sites

Fencing: List of Sites				
	Facility	Address	Region	CD
1	Cypress Park RC	2630 Pepper Ave., Los Angeles, CA 90065	Metro	1
2	Fernangeles RC	8851 Laurel Canyon Blvd, Sun Valley, CA 91352	Valley	6
3	Harbor City RC	24901 Frampton Ave, Harbor City, CA 90710	Pacific	15
4	Lake Street RC	227 North Lake St., Los Angeles, CA 90026	Metro	13
5	Rose Hill RC	4530 Mercury Ave., Los Angeles, CA 90032	Metro	14
6	Slauson RC	5306 S. Compton Ave., Los Angeles, CA 90011	Pacific	9
7	State Street RC	716 North State St., Los Angeles, CA 90033	Metro	14
8	Stonehurst RC	9901 Dronfield St., Sun Valley, CA 91352	Valley	7
9	Van Nuys RC	14301 Vanowen Ave., Van Nuys, CA 91405	Valley	6
10	Vineyard RC	2942 Vineyard Ave, Los Angeles, CA 90016	Pacific	10

Attachment 53
List of Karate Sites

Karate : List of Sites				
	Facility	Address	Region	CD
1	Baldwin Hills R.C.	5401 Highlight Pl., Los Angeles, CA 90016	Pacific	10
2	Chevy Chase R.C.	4165 Chevy Chase Dr., Los Angeles, CA 90039	Metro	13
3	Costello R.C.	3141 E. Olympic Bl., Los Angeles, CA 90023	Metro	14
4	Green Meadows R.C.	431 E. 89th St., Los Angeles, CA 90003	Pacific	9
5	Lafayette MultiPurpose Community Center	625 South Lafayette Park Place, Los Angeles, CA 90057	Metro	10
6	Ritchie Valens RC	10736 Laurel Canyon Blvd. Pacoima, CA 91331	Valley	7
7	St. Andrews R.C.	8701 Saint Andrews Place, Los Angeles, CA 90047	Pacific	8
8	Valley Plaza RC	12240 Archwood St, North Hollywood, CA 91606	Valley	2
9	Victory-Vineland R.C.	11117 Victory Blvd., North Hollywood, CA 91606	Valley	2
10	Vineyard R.C.	2942 Vineyard Ave, Los Angeles, CA 90016	Pacific	10

Table Tennis

DIRECT COST							
	Details	Estimated # Participants or Hours (per Quarter)	# of Sites	Item Cost	Total Cost (per Quarter)	Total Cost (per Year)	Unit Cost
		400					
Costs Calculated by Participation	Instructors Ratio 1 to 10 4 Hrs per week / 8 weeks	96	10	\$45	\$43,200	\$172,800	\$108
	Tournaments				\$5,000	\$20,000	\$12.50
Total					\$48,200	\$192,800	\$142.67

EQUIPMENT						
			# of Sites	Equipment	Cost of Equipment	FY 23/24 Project Plan (This Request)
Costs Calculated by Number of Sites			10	1	\$4,165	\$41,650
Total Cost						\$234,450

ITEM	PRICE \$
Paddles (15) X 10 Sites = 150 X \$15	\$2,250.00
Table Tennis Table 20 X \$1800, 2 per site	\$36,000.00
Nets 2 per site = 20 X \$70	\$1,400.00
Ping Pong Balls - 400 sets	\$2,000.00
Total	\$41,650.00

Attachment 55
List of Table Tennis

Table Tennis : List of Sites				
	Facility	Address	Region	CD
1	Alpine	817 Yale St., Los Angeles, CA 90012	Metro	1
2	Echo Park	1632 Bellevue Ave, Los Angeles, CA 90026	Metro	13
3	EXPO	3980 South Bill Robertson Lane, Los Angeles, CA 90037	EXPO	9
4	Granada Hills	16730 Chatworth St.,Granada Hills, CA 91344	Valley	12
5	Lafayette MultiPurpose Community Center	625 South Lafayette Park Place, Los Angeles, CA 90057	Metro	10
6	Loren Miller	2717 Halldale Ave, Los Angeles, CA 90018	Pacific	8
7	Normandale	22400 S. Halldale Ave., Los Angeles, CA 90501	Pacific	15
8	Oakwood	767 California Ave., Venice, CA 90291	West	11
9	Victory-Vineland R.C.	11117 Victory Blvd., North Hollywood, CA 91606	Valley	2
10	Westwood	1350 Sepulveda Blvd.,Los Angles, CA 90025	West	5

Triathlon							
DIRECT COST							
		Estimated # Participants or Hours (per Quarter)	# of Sites	Item Cost	Total Cost (per Quarter)	Total Cost (per Year)	Unit Cost
Costs Calculated by Participation		60					
	Instructors Ratio 1 to 10 4 Hrs per week / 8 weeks	96	3	\$45	\$12,960	\$51,840	\$216
	Instructors Ratio Lifeguard 1 to 10 4 Hrs per week / 8 weeks	96	3	\$45	\$12,960	\$51,840	\$216
	Tournaments					\$5,000	\$21
Subtotal						\$108,680	

PERSONAL EQUIPMENT						
				# of Participants	Cost of Personal Equipment	FY 24/25 Project Plan
Personal Equipment				120	\$523	\$62,760

Total Cost **\$171,440**

ITEM	PRICE \$
Wetsuits	\$100
Bikes	\$300
Running shoes	\$75
Goggles	\$15
Swim Cap	\$3
Helmets	\$30
Total	\$523

Attachment 57
List of Triathlon Sites

List of Sites - Triathlon				
	Facility	Address	Region	CD
1	Michelle and Barack Obama Sports Complex	5001 Rodeo Rd. Los Angeles, CA 90016	Pacific	10
2	Queen Anne RC	1240 West Blvd. Los Angeles, CA 90019	Metro	10
3	Van Nuys Sherman Oaks	14201 Huston St. Sherman Oaks, CA 91423	Valley	4

COMMUNITY SCHOOL PARKS (CSP)

DIRECT COST							
Category	Estimated # Participants (per Quarter)	Estimated # Hours (per Quarter)	# of Sites	Item Cost	Total Cost (per Quarter)	Total Cost (per Year)	Unit Cost
Enrollments	200	0	10				
Instructors Ratio 1 to 10 4 Hrs per week / 8 weeks	20	64	10	\$45.00	\$28,800	\$115,200	\$144
Total					\$28,800	\$115,200	\$144.00

EQUIPMENT COST					
	Cost of Equipment	No of sites		Included in Previous Project Plans	FY 24/25 Project Plan (This Request)
Cost	\$10,480	10			\$104,800
Total Equipment Costs					\$104,800

Total Cost	\$220,000
-------------------	------------------

ITEM	# OF UNITS	PRICE \$ PER UNIT	TOTAL COST
Basketballs	30	\$40	\$1,200
Pennies	2	\$55	\$110
Cones	4	\$20	\$80
Equipment Bag	6	\$20	\$120
Volleyballs	30	\$40	\$1,200
Cones	4	\$20	\$80
Equipment Bag	6	\$20	\$120
Equipment Cart	6	\$200	\$1,200
Soccer Balls	30	\$45	\$1,350
Equipment Bag	6	\$20	\$120
Cones	4	\$20	\$80
Portable Training Soccer Goals	8	\$200	\$1,600
Footballs	30	\$40	\$1,200
Flag Football Belts	60	\$7	\$420
Equipment Bag	6	\$20	\$120
Cones	4	\$20	\$80
Soccer Goal Nets	2	\$500	\$1,000
Basketball Nets	40	\$10	\$400
Total		\$1,297	\$10,480

Attachment 59
List of Community School Parks Sites

CSP : List of Sites				
	Facility	Address	Region	CD
1	Open Magnet Charter School	5540 West 77th Street, Los Angeles, CA. 90045	West	11
2	Northridge Middle School	17960 Chase Street, Northridge, Ca. 91325	Valley	12
3	Dr. Mary McLeod Bethune Middle School	155 W. 69th Street, Los Angeles, CA. 90003	Pacific	9
4	Barack Obama Global Preparation Academy	1700 W. 46th Street, Los Angeles, CA. 90062	Pacific	8
5	Camellia Avenue Elementary	7451 Camellia Avenue, North Hollywood, CA. 91605	Valley	2
6	Harvard Elementary	330 N. Harvard Blvd, Los Angeles, CA. 90004	Metro	13
7	Garden Grove Elementary School	18141 Valerio Street, Reseda, Ca. 91335	Valley	4
8	Leo Politi Elementary School	2481 W. 11th Street, Los Angeles, Ca. 90006	Metro	1
9	Pio Pico STEAM Middle School	1512 S. Arlington Avenue, Los Angeles, Ca. 90019	Metro	10
10	Ramona Elementary	1133 N. Mariposa Avenue, Los Angeles, Ca. 90029	Metro	13

Adaptive Archery

Direct Cost									
	Estimated Number Of Participants (Annual)	Participants Per Site	Rate	Number Of Staff	Recreation Instructor Hours / Recreation Assistant	Number Of Clinics	Number Of Sites	Number Of Quarters (Summer)	Total Cost Per Year
Skilled Trained Instructor (RFQ)	48	-	-	-	-	-	-	-	\$45,000
Equipment (RFQ)	-	-	-	-	-	-	-	-	\$20,000
Assistant Instructor/Coach	-	-	31	2	6	6	1	1	\$2,232
Sport Jersey	48	23	\$14	-	-	-	1	-	\$672
Awards	48	23	\$8	-	-	-	1	-	\$384
								Total:	\$68,288
Total Cost									\$68,288

FY 24-25
Participating Recreation Centers
Easton-Rancho Park Archery Range (Cheviot Hills)

Adaptive Athletics

Direct Cost									
	Estimated Number Of Participants (Annual)	Participants Per Site	Rate	Number Of Staff	Recreation Instructor Hours / Recreation Assistant	Number Of Class	Number Of Sites	Number Of Quarters (Spring)	Total Cost Per Year
	20								
Skilled Trained Instructor (RFQ)	-	-	-	-	-	-	-	-	\$40,000
Equipment (RFQ)	-	-	-	-	-	-	-	-	\$20,000
Assistant Instructor/Coach	-	-	31	2	5	4	1	1	\$1,240
Sport Jersey	20	20	\$14	-	-	-	1	1	\$280
Awards	20	20	\$8	-	-	-	1	1	\$160
							Total:		\$61,680
Total Cost									\$61,680

FY 24-25
Participating Recreation Centers
Michelle and Barack Obama Sports Complex (formerly Rancho Cienega Sports Complex)

Adaptive Kayaking

Direct Cost									
	Estimated Number Of Participants (Annual)	Participants Per Site	Rate	Number Of Staff	Recreation Instructor Hours / Recreation Assistant	Number Of Clinics	Number Of Sites	Number Of Quarters	Total Cost Per Year
Classes/Lessons (Summer)	48								
Instructor/Coach	-		\$45	12	6	8	2	1	\$51,840
Post activity event	48		\$20						\$960
Instructor/Coach uniform (***) see detail below)									\$1,736
Participant uniform (***) see detail below)									\$2,496
								Total:	\$57,032

EQUIPMENT COST							
EQUIPMENT		Per Item Cost	Units Per Site	Equipment Cost Per Site	No. of Sites		FY 24/25 Project Plan (This Request)
Paddle leash		\$30.00	12	\$360.00	2		\$ 720
Kayak		\$1,000.00	4	\$4,000.00	2		\$ 8,000
Kayak stabilizer		\$350.00	8	\$2,800.00	2		\$ 5,600
2 person kayak		\$2,100.00	4	\$8,400.00	2		\$ 16,800
Kayak seats		\$85.00	16	\$1,360.00	2		\$ 2,720
Oars		\$100.00	16	\$1,600.00	2		\$ 3,200
Kayak outrigger		\$220.00	12	\$2,640.00	2		\$ 5,280
Kayak accessory leash		\$10.00	36	\$360.00	2		\$ 720
Sun Screen		\$109.00	3	\$327.00	2		\$ 654
First aid kit		\$120.00	1	\$120.00	2		\$ 240
Water jugs		\$55.00	2	\$110.00	2		\$ 220
Kayak cart		\$150.00	8	\$1,200.00	2		\$ 2,400
Plastic boat repair kit		\$55.00	2	\$110.00	2		\$ 220
Buoys		\$150.00	10	\$1,500.00	2		\$ 3,000
Rope		\$50.00	20	\$1,000.00	2		\$ 2,000
Rope and anchor kit		\$50.00	30	\$1,500.00	2		\$ 3,000
GoPro camera		\$500.00	2	\$1,000.00	2		\$ 2,000
GoPro accessories kit		\$50.00	2	\$100.00	2		\$ 200
Total Equipment							\$ 56,974
Total Cost							\$ 116,502

*** INSTRUCTOR/PARTICIPANT UNIFORM				
	Cost	Participant	Instructor/Coaches	Total Cost Fall/Winter/Spring
Instructor - Rash Guards	\$30.00		28	\$840.00
Instructor - Shorts	\$25.00		28	\$700.00
Instructor - T Shirt	\$7.00		28	\$196.00
Total				\$1,736.00
Participant - Rash Guards	\$30.00	48		\$1,440.00
Participant- Hat	\$15.00	48		\$720.00
Participant - T Shirt	\$7.00	48		\$336.00
Total				\$2,496.00

Attachment 63
List of Adaptive Kayaking Sites

Adaptive Kayaking (Summer)				
	Facility	Address	Region	CD
1	109th Pool	1500 E. 109th St., Los Angeles, CA 90059	Pacific	15
2	Central Pool	1357 East 22nd St., Los Angeles, CA 90011	Pacific	9
3	Cheviot Hills Pool	2693 Motor Ave., Los Angeles, CA 90064	Pacific	5
4	Costello Pool	3121 E. Olympic Blvd., Los Angeles, CA 90023	Metro	14
5	Downey Pool	1775 N. Spring St., Los Angeles, CA 90031	Metro	1
6	Fernangeles Pool	8851 Laurel Canyon Blvd, Sun Valley, CA 91352	Valley	6
7	Griffith Park Pool	3401 Riverside Dr., Los Angeles, CA 90027	Metro	4
8	Harbor Pool	1221 N. Figueroa Pl., Wilmington, CA 90744	Pacific	15
9	Highland Pool	6150 N. Piedmont Avenue, Los Angeles, CA 90042	Metro	1
10	Jackie Tatum/Harvard Pool	6120 Denker St., Los Angeles, CA 90047	Pacific	8
11	Lanark Pool	21817 Strathern St., Canoga Park, CA 91304	Valley	3
12	Mar Vista Pool	11655 Palms Blvd., Los Angeles, CA 90066	Pacific	11
13	North Hollywood Pool	5301 Tujunga Ave., North Hollywood, CA 91601	Valley	2
14	Northridge Pool	10058 Reseda Blvd., Northridge, CA 91324	Valley	12
15	Pan Pacific Park Pool	141 S. Gardner St., Los Angeles, CA 90036	Pacific	4
16	Pecan Pool	120 S. Gless St., Los Angeles, CA 90033	Metro	14
17	Reseda Pool	18411 Victory Blvd, Reseda, CA 91335	Valley	3
18	Ritchie Valens Pool	10731 Laurel Canyon Blvd., Pacoima, CA 91331	Valley	7
19	Ross Snyder Pool	1501 East 41st St., Los Angeles, CA 90011	Pacific	9
20	Rustic Canyon Pool	601 Latimer Rd., Pacific Palisades, CA 90402	Pacific	11
21	Sepulveda Pool	8737 Kester Ave., Panorama City, CA 91402	Valley	6
22	South Park Pool	345 East 51st St., Los Angeles, CA 90011	Pacific	9
23	Stoner Park Pool	1835 Stoner Ave., Los Angeles, CA 90025	Pacific	11
24	Sun Valley Pool	8123 Vineland Ave., Sun Valley, CA 91352	Valley	6
25	Sylmar Pool	13109 Borden Ave, Los Angeles, CA 91342	Valley	7
26	Valley Plaza Pool	6715 Laurelgrove Ave., North Hollywood, CA 91606	Valley	2
27	Westchester Pool	9100 Lincoln Blvd., Los Angeles, CA 90045	Pacific	11
28	Woodland Hills Pool	5858 Shoup Ave., Woodland Hills, CA 91367	Valley	3
29	Yosemite Pool	1840 Yosemite Dr., Los Angeles, CA 90041	Metro	14
30	Algin Sutton Pool	8800 S. Hoover St., Los Angeles, CA 90044	Pacific	8
31	Banning Pool	1450 N. Avalon Blvd., Wilmington, CA 90744	Pacific	15
32	Celes King III Pool	5001 Rodeo Rd, Los Angeles, CA 90016	Pacific	10
33	Cleveland Pool	8120 Vanalden Ave., Reseda, CA 91335	Valley	3
34	Dymally Pool	8800 San Pedro St., Los Angeles CA 90003	Pacific	9
35	Echo Deep Pool	1419 Colton St., Los Angeles, CA 90026	Metro	1
36	EG Roberts Pool	4526 W. Pico Blvd., Los Angeles, CA 90019	Pacific	10
37	Fremont Pool	7630 Towne Ave., Los Angeles, CA 90003	Pacific	9
38	Glassell Pool	3704 Verdugo Rd., Los Angeles, CA 90065	Metro	1
39	Granada Hills Pool	16730 Chatsworth St., Granada Hills, CA 91344	Valley	12
40	Hey Rookie Pool	3601 S. Gaffey St., San Pedro, CA 90731	Pacific	15
41	Hollywood Pool	1122 Cole Ave., Los Angeles, CA 90038	Pacific	13
42	Hubert Humphrey Pool	12560 Filmore St., Pacoima, CA 91331	Valley	7
43	John C. Argue Swim Stadium	3980 Bill Robertson Lane, Los Angeles, CA 90037	Expo	9
44	LACES Pool	5931 W. 18th St., Los Angeles, CA 90035	Pacific	10
45	Lincoln Pool	3501 Valley Blvd, Los Angeles, CA 90031	Metro	1
46	Peck Park Pool	560 N. Western Ave., San Pedro, CA 90732	Pacific	15
47	Richard Alatorre Pool	4721 Klamath St., Los Angeles, CA 90032	Metro	14
48	Roosevelt Pool	456 S. Mathews St., Los Angeles, CA 90033	Metro	14
49	Van Ness Pool	5720 2nd Avenue, Los Angeles, CA 90043	Pacific	2
50	Van Nuys Sherman Oaks Pool	14021 Huston St., Van Nuys, CA 91423	Valley	4
51	Venice High School Indoor Pool	2490 Walgrove Ave., Los Angeles, CA 90066	Pacific	11
52	Verdugo Hills Pool	10654 Irma Ave., Tujunga, CA 91042	Valley	7
53	Westwood Pool	1350 Sepulveda Blvd., Los Angeles, CA 90025	Pacific	5

Adaptive Skateboarding

Direct Cost									
	Estimated Number Of Participants (Annual)	Participants Per Site	Rate	Number Of Staff	Recreation Instructor Hours / Recreation Assistant	Number Of Clinics	Number Of Sites	Number Of Quarters (Fall)	Total Cost Per Year
	48								
Skilled Trained Instructor (RFQ)	-	-	-	-	-	-	-	-	\$48,712
Equipment (RFQ)									\$13,000
Assistant Instructor/Coach	-	-	31	2	5	1	4	1	\$1,240
Sport Jersey	48	12	\$14	-	-	-	4	-	\$672
Awards	48	12	\$8	-	-	-	4	-	\$384
								Total:	\$64,008

Total Cost	\$64,008
-------------------	-----------------

FY 24-25
Participating Recreation Centers
Chevy Chase
Harbor City
Stoner
Westchester

Adaptive Swimming

Direct Cost (Summer)										
	Estimated Number Of Participants (Annual)	Participants Per Site	Rate	Number Of Staff	Lifeguard Swim Instructor/ Staff Hours	Number of Days per Session	Number Of Sessions	Number Of Sites	Number Of Quarters (Summer)	Total Cost Per Year
	220									
Lifeguard/Swim Instructor	-	-	\$45	1	0.5	10	4	55	1	\$49,500
Shirts		5	\$10	-	-		4	55	1	\$11,000
Awards		5	\$6	-	-		4	55	1	\$6,600
									Total:	\$67,100

Direct Cost (Fall, Winter & Spring)										
	Estimated Number Of Participants (Annual)	Participants Per Site	Rate	Number Of Staff	Lifeguard Swim Instructor/ Staff Hours	Number of Days per Session	Number Of Sessions	Number Of Sites	Number Of Quarters (Fall, Winter, Spring)	Total Cost Per Year
	278									
Lifeguard/Swim Instructor	-	-	\$45	1	0.5	8	3	20	3	\$32,400
Shirts		5	\$10	-	-		3	20	3	\$9,000
Awards		5	\$6	-	-		3	20	3	\$5,400
									Total:	\$46,800

Equipment										
Description	Estimated Number Of Participants	Participants Per Site	Rate	Number Of Sets	Lifeguard Swim Instructor/ Staff Hours	Number of Days per Session	Number Of Sessions	Number Of Sites	Number Of Quarters (Fall, Winter & Spring)	Total Cost Per Year
Pool Noodles	100	5	\$10	-	-		-	55	-	\$2,750
Pull Bouys	100	5	\$10	-	-		-	55	-	\$2,750
Kick Boards	100	5	\$15	-	-		-	55	-	\$4,125
Totemaster	100	5	\$192.50	-	-		-	55	-	\$10,588
									Total:	\$20,213

Total Cost										\$134,113
-------------------	--	--	--	--	--	--	--	--	--	------------------

FY 24-25
All Season Aquatic Centers
Algin Sutton
Banning
Celes King III
Cleveland
Echo
EG Roberts
EXPO
Fremont
Glassell
Hubert Humphrey
Lincoln
Richard Alatorre
Roosevelt
Van Ness
Summer Only Aquatic Centers
109th
Central
Costello
Downey
Fernangeles
Green Meadows
Harbor
Highland
Hollywood
JT/Harvard
Lanark
North Hollywood
Pecan
Reseda
Ritchie Valens
Ross Snyder
Sepulveda
South Park
Sun Valley
Sylmar
Valley Plaza
Yosemite

Blind Soccer

Direct Cost									
	Estimated Number Of Participants (Annual)	Participants Per Site	Rate	Number Of Staff	Recreation Instructor Hours / Recreation Assistant	Number Of Clinics	Number Of Sites	Number Of Quarters (Fall)	Total Cost Per Year
	90								
Skilled Trained Instructor (RFQ)	-	-	-	-	-	-	-	-	\$101,078
Equipment : 1)Rebound Panels: 20 panels (6.5 feet X 4 feet) per side with a 10-degree angle along the length of the pitch 2)Goals (12.5 fet X 7.3 feet)									\$100,000
Assistant Instructor/Coach	-		\$31.00	2	5	8	2	1	\$9,920
Sport Jersey	90	10	\$40	-			2	1	\$3,600
Awards	90	10	\$8	-			2	1	\$720
								Total:	\$215,318

Total Cost	\$215,318
-------------------	------------------

FY 24-25
Participating Recreation Centers
Mar Vista
Hubert Humphrey
Martin Luther King

Goalball

Direct Cost									
	Estimated Number Of Participants (Annual)	Participants Per Site	Rate	Number Of Staff	Recreation Instructor Hours / Recreation Assistant	Number Of Clinics	Number Of Sites	Number Of Quarters (Spring)	Total Cost Per Year
Clinic (Spring)	40								
Skilled Trained Instructor (RFQ)	-	-	-	-	-	-	-	-	\$50,539
Equipment (RFQ)									\$22,000
Assistant Instructor/Coach	-		\$31.00	2	5	4	1	1	\$1,240
Sport Jersey	40	10	\$14	-	-	-	1	1	\$560
Awards	40	10	\$8	-	-	-	1	1	\$320
							Total:		\$74,659
Total Cost									\$74,659

FY 24-25
Participating Recreation Centers
Michelle and Barack Obama

Para Equestrian

Direct Cost									
	Estimated Number Of Participants (Annual)	Participants Per Site	Rate	Number Of Staff	Recreation Instructor Hours / Recreation Assistant	Number Of Classes/ Clinics	Number Of Sites	Number Of Quarters (Summer, Fall, Winter and Spring)	Total Cost Per Year
Classes (Year Round)	108								
Skilled Trained Instructor (RFQ)	-	-	-	-	-	-	-	-	\$132,761
Equipment (RFQ)									\$50,000
Assistant Instructor/Coach	-	-	\$31	2	4	8	1	4	\$7,936
Sport Jersey	48	12	\$14	-	-	-	1	4	\$672
Awards	48	12	\$8	-	-	-	1	4	\$384
Clinics (Fall & Spring)									
Assistant Instructor/Coach	-	-	\$31	2	6	4	1	4	\$5,952
Sport Jersey	60	15	\$14	-	-	-	1	4	\$840
Awards	60	15	\$8	-	-	-	1	4	\$480
								Total:	\$199,025
Total Cost									\$199,025

FY 24-25
Participating Recreation Centers
LA Equestrian Center
Hansen Dam Equestrian Center
TBD

Para Surfing

Direct Cost									
	Estimated Number Of Participants (Annual)	Participants Per Site	Rate	Number Of Staff	Recreation Instructor Hours / Recreation Assistant	Number Of Clinics	Number Of Sites	Number Of Quarters (Summer)	Total Cost Per Year
Classes/Lessons (Summer)	85								
Skilled Trained Instructor (RFQ)	-	-	-	-	-	-	-	-	\$40,451
Equipment (RFQ)									\$20,000
Assistant Instructor/Coach	-		\$31	2	6	8	1	1	\$2,976
Sport Jersey	80	80	\$14	-	-	3	1	1	\$1,120
Awards	80	80	\$8	-	-	3	1	1	\$640
								Total:	\$65,187
Total Cost									\$65,187

FY 24-25
Participating Recreation Centers
Venice Beach

Sitting Volleyball

Direct Cost									
	Estimated Number Of Participants (Annual)	Participants Per Site	Rate	Number Of Staff	Recreation Instructor Hours / Recreation Assistant	Number Of Clinics	Number Of Sites	Number Of Quarters (Winter)	Total Cost Per Year
	60								
Skilled Trained Instructor (RFQ)	-	-	-	-	-	-	-	-	\$34,582
Equipment (RFQ)									\$10,000
Assistant Instructor/Coach	-	-	31	2	4	1	5	1	\$1,240
Sport Jersey	60	12	\$14	-	-	1	5	1	\$840
Awards	60	12	\$8	-	-	1	5	1	\$480
								Total:	\$47,142
Total Cost									\$47,142

FY 24-25
Participating Recreation Centers
Expo
Van Nuys/Sherman Oaks
Michelle and Barack Obama Sports Complex (formerly Rancho Cienega Sports Complex)
Cheviot Hills
Rio de Los Angeles

Wheelchair Basketball

Direct Cost									
	Estimated Number Of Participants (Annual)	Participants Per Site	Rate	Number Of Staff	Recreation Instructor Hours / Recreation Assistant	Number Of Clinics	Number Of Sites	Number Of Quarters (Winter)	Total Cost Per Year
	50								
Skilled Trained Instructor (RFQ)	-	-	-	-	-	-	-	-	\$45,000
Equipment (RFQ)	-	-	-	-	-	-	-	-	\$30,000
Assistant Instructor/Coach	-	-	31	2	4	1	5	1	\$1,240
Sport Jersey	50	13	\$14	-	-	1	5	1	\$700
Awards	50	13	\$8	-	-	1	5	1	\$400
								Total:	\$77,340
Total Cost									\$77,340

FY 24-25
Participating Recreation Centers
EXPO
Glassell
Lake View Terrace
Michelle and Barack Obama
Westwood RC

Wheelchair Tennis

Direct Cost									
	Estimated Number Of Participants (Annual)	Participants Per Site	Rate	Number Of Staff	Recreation Instructor Hours / Recreation Assistant	Number Of Clinics	Number Of Sites	Number Of Quarters (Spring)	Total Cost Per Year
	48								
Skilled Trained Instructor (RFQ)	-	-	-	-	-	-	-	-	\$36,250
Equipment (RFQ)									\$30,000
Assistant Instructor/Coach	-	-	31	2	4	2	2	1	\$992
Sport Jersey	48	12	\$14	-	-	-	2		\$672
Awards	48	12	\$8	-	-	-	2		\$384
								Total:	\$68,298
Total Cost									\$68,298

FY 24-25
Participating Recreation Centers
Glassell Studio City

Trainings

	Description	Trainings Per Year	Total Cost Per Year
Training RFQ	Contracted Vendor Will Be Qualified To Train Our Recreation Professionals On Adaptive Sport(s) Topics. Including But Not Limited To, Sensitivity Training For Working With Youth With Disabilities, Sports And Disability Awareness And Communication. Guest Speakers, Professional Trainers And Paralympic Athletes May Be Invited To Speak At Some Professional Development Trainings. In Selected Instances, The Budget May Cover Travel And Accomodations For Some. Program Staff May Attend Outside Training And Professional Development At Conferences And Workshops To Stay Relevant And Current On Changes In Laws And Trends In Paralympic Sports And The Disabled Community. Conference Fees, Travel And Accomodations Are Included.	3	\$10,000
Professional Development			\$6,000
Total Cost			\$16,000

Special Events

Event Cost							
Item	Cost	Quantity	Number Of Special Events Per Year	Instructor /	Description	Total Cost Per Year	
Event Planning - RFQ			4		Adaptive Sports and Resource Events	\$40,000	
Annual Kickoff Events			1		Annual Kickoff, locations TBD	\$25,000	
Participant Shirts	\$14	500	2		Shirts Will Be Awarded To Participants To Acknowledge And Promote The Program	\$4,000	
Volunteer Shirts	\$14	100	2		Shirts Will Be Awarded To Volunteers To Acknowledge And Promote The Program	\$1,600	
Medical Support			5 <i>(D7+D8)</i>		Specialized onsite medical personnel for adaptive participant safety	\$20,000	
		Rate	Number Of Staff	Recreation	Number Of Special	Description	Total Cost Per Year
Special Events Support		31	8	8	2		\$3,968
Total Cost						\$94,568	

Attachment 75

PlayLA Program Marketing/Branding/Outreach Budget

	Non Adaptive	Adaptive Sports
Marketing		
Creative Firm / Media Strategy Consulting Services	\$170,000	\$162,000
Web Design & Development		\$4,000
Photo/Videography Services	\$40,000	
Impact Research (surveys, focus groups, studies, etc)	\$30,000	
Outdoor Production/Printing (bus shelters, benches, etc)	\$50,000	
Translation Services	\$15,000	
Target Direct Mail (mailing labels)	\$50,000	\$15,000
Protional Collatoral (Branded materials/swag)	\$60,000	\$15,000
Event Activations	\$20,000	\$15,000
EXPO / Tradeshow / Community Events	\$10,000	\$7,500
Brand Endorsements	\$20,000	\$15,000
Subtotal	\$465,000	\$233,500
Printing		
Printing (Banners, flyers, postcards)	\$100,000	
Subtotal	\$100,000	
Media Buy		
Paid Digital Media (online and social ads)	\$20,000	\$25,000
Traditional Media Buy (TV, Radio, Newspaper, Magazine)	\$100,000	\$30,000
Subtotal	\$120,000	\$55,000
Total	\$685,000	\$288,500



**CITY OF LOS ANGELES
DEPARTMENT OF RECREATION AND PARKS
PLAYLA YOUTH AND ADAPTIVE YOUTH SPORTS PROGRAM
FY 2024/25 - Project Plan Narrative**

Mission Statement

In partnership with LA28 and the Olympic and Paralympic Games, the PlayLA Youth and Adaptive Youth Sports Program will support and increase citywide youth participation in quality sport and fitness programming by removing financial barriers to sports programs and promote a healthy, active, and equitable quality of life.

Safety Measures

The PlayLA Youth and Adaptive Youth Sports Program of the Department of Recreation and Parks (RAP) is committed to support and maintain a safe and healthy environment for youth participants, volunteers and staff. PlayLA Youth Sports follows all SafeSport protocol, training and requirements for our volunteers, City employees, and coaches.

Fiscal Year Ahead - 2024/25

The Department of Recreation and Parks proposes to continue introducing sports leagues, fitness classes, and clinics at recreation centers and swimming pools citywide beginning in the Summer Fiscal Year 2024/25. Staff will provide instruction with specific qualifications necessary for adequate development of participants. RAP continues to hire instructors for continuing development of previous signature classes, now classified as legacy signature classes which include golf, judo, tae kwon do, tennis, skateboarding, track and field, and surfing which are now regular ongoing classes. RAP is increasing the number of sites offering two legacy signature sports: golf and skateboarding. Programs that were previously pilot programs including archery, karate, climbing, triathlon, and fencing are now signature programs for Fiscal Year 2024/25.

FY 24/25 YSP Project Plan Narrative

It is crucial to keep providing quality recreational and aquatic activities and experiences, especially at centers and pools in low-income and underserved neighborhoods within the City of Los Angeles. RAP will continue to offer high-level instruction by introducing new signature programs such as boxing, table tennis, kayaking, stand-up paddleboarding, and other new aquatic programs. RAP would like the opportunity to extend the equestrian signature program for an additional year. Local equestrian groups have had difficulty in securing space for our PlayLA program. Another year will bring this highly sought-after program to more youth in the City of Los Angeles. The Aquatics Division would like to extend USA Swim for an additional year. Delays in developing the partnership, affected implementation of the signature program. Aquatics is seeking to fully develop the program and have it be integrated as a regular program for years to come.

Communities all across Los Angeles will greatly benefit from affordable recreation and aquatic activities. This effort demonstrates an investment in their health and wellness while understating the commitment it takes for athletes to reach goals in Olympic Sports.

Program Elements

Classes - Recreation Centers

Sports and fitness classes will be offered at 88 pre-qualified Recreation Centers. Examples of previously offered classes include a variety of dances, traditional sports, fitness, judo, and tennis. Newly added classes include boxing, table tennis, and equestrian. Recreation Center staff are to offer programming from the approved list of activities in Exhibit A. Facility Directors select offerings that meet the interests and preferences of their respective communities. For instance, due to the community-specific requests current dance class offerings include ballet folklorico, hip hop, and ballet. Field staff select the style of dance class(es) that garner the most participation by mirroring the community demographics and interests. Classes are offered in eight-week sessions.

Clinics - Recreation Centers

Clinics will be offered at 88 pre-qualified recreation centers citywide. Clinics may include basketball skills, soccer, flag football, cheer, tennis, volleyball skills, baseball, and softball. Recreation center staff are expected to offer clinics from the approved list of activities in Attachment A. Facility Directors select offerings that meet the interests and preferences of the surrounding community. Clinics will be two hours each for three dates and centers will offer two clinics each. The clinics will further develop interest in the upcoming season's sport.

Classes - Aquatic Facilities/Pools

Aquatic sports and fitness classes will be offered at 37 pre-qualified aquatic facilities. Previously offered classes include team sports (swim team, dive team, water polo team, artistic swim team) and

FY 24/25 YSP Project Plan Narrative

aquatic classes (swim lessons, surfing, kayaking). Newly added classes include an aquatic pentathlon, inner tube water polo, and stand-up paddleboarding. Classes are offered in sessions of at least eight classes. Staffing dictates the overall number of youth that can be served. Swimming classes and other aquatic activities are taught mostly by lifeguards. Therefore, Aquatics numbers are heavily dependent on the ability to hire enough lifeguards. There is currently a nationwide shortage of lifeguards. Under the Aquatics classes (swim lessons specifically), we are requesting funding for personal equipment (swim caps) for each participant. This personal equipment is vital and most participants do not have the means to provide it themselves. The swim cap also removes one barrier that often makes guardians hesitant to enroll their children. In addition, there are some equipment/supplies, as well as staff wages, in the project plan that have gone up in price and are therefore reflected in the 24/25 request.

Clinics - Aquatics

Clinics will be offered at several of the 37 pre-qualified aquatic facilities (locations determined by interest, availability of qualified staff, and facility closures). Clinics may include swimming, water polo, surfing, kayaking, inner tube water polo, diving, and stand-up paddleboarding. Clinics will be two hours each for three dates. Aquatic facilities will offer clinics in those activities with high numbers (depending on the number of qualified staff available), to serve more youth and develop interest for future seasons.

Community School Parks (CSP)

The Community School Parks program represents a significant collaboration between RAP and the Los Angeles United School District (LAUSD). The program is designed to address the need for accessible recreational space in park-deficient areas by opening school play yards for community use during traditionally closed school hours. Initially, the program is focused on weekends. CSP will activate ten schools across the city, continuing and offer public access to school yards on weekends in underserved and low-income communities.

These school sites will host a variety of seasonal sports, classes, and clinics on both Saturdays and Sundays, following an 8-10 week schedule aligned with the LAUSD school year. RAP will support CSP by bringing recreation directly to these school locations, ensuring more youth participants can benefit from these enriching experiences. Program offerings are diverse and community-riven, administering everything from dance to martial arts to basketball.

Pilot Program

Soccer Development Program

To bridge the gap in access to affordable, high-level competitive soccer programs for Los Angeles

FY 24/25 YSP Project Plan

Narrative YouthRAP will be piloting the Soccer Development Program. Across Los Angeles, many talented young athletes both boys and girls face significant financial barriers that prevent them from participating in high-level competitive soccer programs. The goal and strategy are to create an inclusive and self-sustaining soccer development system in L.A., in part by removing financial barriers for families. While existing alternatives like AYSO and Club Soccer offer some opportunities, they pose financial hardship on families. This situation leaves a substantial gap in the development pipeline for youth soccer, particularly in underserved communities. Recognizing the need for a more inclusive and accessible approach, RAP is committed to creating a comprehensive, self-sustaining soccer development system in L.A. that bridges these gaps to be filled by our department and ensures that all young athletes have the chance to reach their full potential in the sport of soccer. By building a robust infrastructure that supports player development from the ground up, the department aims to create a pathway to success for the next generation of soccer players in Los Angeles. RAP has executed an agreement with Angel City Football Club, a National Women's Soccer League (NWSL) team based in Los Angeles to support and augment our existing Girls PlayLA Soccer program to provide the pathway from recreational to developmental, to competitive program.

Our plan involves four key short-term components:

1. **RAP will provide training guidance to coaches and mentors at local centers.** This guidance will not only enhance the quality of training but also standardize coaching practices across the city, ensuring that all participants receive a consistent and high-quality soccer education.
2. **The Department will identify specific sites in South L.A. and the Valley to establish a feeder into the program.** These sites will serve as foundational training centers where young athletes can begin their competitive soccer journey. By strategically placing these centers in underserved areas, we aim to tap into talent and provide opportunities for those who may not have access structured competitive soccer training previously.
3. **The program will identify players' skill levels and provide clear developmental paths.** Exceptional players will then have opportunities to join the enhanced player development team which will provide regular evaluations and guidance for improvement.
4. **Increased access for participants to compete in Club level soccer via the city's team, LA City United, established for both girls and boys.**

To bridge the gap between local training and competitive play, RAP will introduce "LA City United," a city-sponsored Club level soccer team. Teams will be established for boys, while the GPLA - ACFC partnership will be established for girls at each selected site, providing a platform for dedicated and willing young athletes, of all backgrounds, to compete at a higher level without the financial burden typically associated with club soccer. LA City United will represent the city in regional and national tournaments, offering a pathway for players to showcase their skills on a larger and advanced stage.

FY 24/25 YSP Project Plan Narrative

We aim to create a clear and direct pathway for L.A. City Youth Soccer Players to higher level play and competition structure, offering them top-notch training to reach their soccer aspirations.

Aquatics Signature Programs

Aquatic Pentathlon

RAP is excited to offer its very first Aquatic Pentathlon program. The Aquatics Division is paying homage to the Olympic Pentathlon, by providing training in five signature events that will take place at 15 sites (15* of the 37 pre-qualified sites). This will provide the youth of Los Angeles with an amazing open-water experience in preparation for open-water swimming events. The Aquatic Pentathlon will consist of the following modules:

1. Open Water Swimming
2. Stand-Up Paddle Boarding
3. Canoeing
4. Kayaking
5. Snorkeling

RAP staff will take youth and focus on open-water skills as well as ocean, pool, and lake safety skills. Bus transportation will be utilized to take beach and lake trips lasting 6-8 hours that encompass the skills taught on-site and provide the opportunity for youth citywide to have safe access to the Aquatic Pentathlon program and travel to all beach/lake locations. During transport time, the instructor will provide information to the participants on what to expect that day, beach/lake safety, equipment orientation, program standards, and other instructions to ensure the maximum use of time at the location. Based on the initial popularity of this new signature program, Aquatics will add clinics as needed to serve as many youths as possible. The staff has selected 15 sites (from the 37 pre-qualified), as determined by Aquatics staff, to ensure equity and avoid closures of pool facilities.

- Summer Program
- Aquatic Pentathlon training in the five signature events will take place at 15 pre-qualified sites
- Classes will meet five days a week for one hour per day, for eight weeks
- Ages 9-17
- 20 participants per class
- Participants will receive a rash guard, swim cap, t-shirt, and goggles

FY 24/25 YSP Project Plan

Narrative

Inner Tube Water Polo (ITWP)

RAP is excited to offer inner tube water polo as a new Signature Program. Inner Tube Water Polo provides a bridge from recreational swimming and swim lessons to traditional water polo. The inner tube becomes an equalizer in the sport, leveling the playing field for athletes of all abilities. Players experience less contact and expend less energy than traditional water polo players, by not having to tread water. This allows a wider level of participation in the sport. During Summer operations Athletes will compete in four Citywide tournaments culminating in a L.A. Championship. Buses will be used to transport athletes to the competitions to provide the opportunity for all to participate and have safe travel to the ITWP program. Under the supervision and coaching of RAP staff, athletes will learn general ITWP rules, skills in maneuvering in the inner tube, ball handling, offensive skills, defensive skills, and competition strategies. If the class proves to be popular, Aquatics staff will offer clinics (as staffing allows) to further promote the program and serve more youth.

- Summer
- Nine locations citywide
- Classes will meet Monday - Friday for 1 hour per day, for eight weeks
- Ages 9-17
- 20 Participants per class
- Participants will receive a program t-shirt

Kayaking

Kayaking improves aerobic fitness, strength, and flexibility. Additionally, participants gain an increased exposure to nature and adventure in a safe and structured manner. RAP will be extending kayaking as a Signature Program for a second year. This program will initially be offered at three locations during the summer season and expand to five as we enter into the fall. Youth will be transported from several aquatic facilities to the lakes. Classes will include a total of 20 hours of instruction. Outings will include transportation, skill-building time outside of the water, and in-water instruction.

- Summer, Fall, Winter, Spring
- There will be one pick up at one location per session
- Summer season: classes will be offered five times per week There will be eight sessions offered. Other seasons, classes will be offered on Saturdays or Sundays, for four weeks.
- Ages 9-17
- Up to ten participants per class
- Participants will receive a rash guard, t-shirt, and hat

FY 24/25 YSP Project Plan

Narrative

Stand-Up Paddleboard (SUP)

RAP is thrilled to offer a stand-up paddleboarding new Signature Program for the 24/25 year. During training sessions, SUP Instructors will provide information to the participants on what to expect during the day which will include: beach safety, equipment orientation, program standards, and other instructions to ensure the maximum use of time at the beach. Due to inclement weather, beach programs may have to be canceled when advised to do so by LA County Public Health.

- Summer, Fall and Spring
- 2 sites in Summer, 1 site in Fall and Spring
- Summer operations: Classes will meet Monday - Friday, five hours daily and each session will run for one week, for a total of eight sessions. Fall and Spring operations: Saturday-only and Sunday-only classes for five hours, each session will run a total of four weeks.
- Ages 9-17
- 10 participants per class
- Participants will receive a rash guard, shorts, and t-shirt

Team SwimLA Surfing Team

RAP staff has offered a Learn to Surf program for the last two years and now looks to develop a TSLA Surf team. Coaches will provide instruction on foot positioning, rail-to-rail surfing, improving backhand surfing approach, positioning for priority during heats, wave approaches, swell tracking, general board selection for different waves and conditions, body mechanics for completing advanced maneuvers, as well as timing on waves for maneuvers. Lastly, participants will be working on progressively building core conditioning and competition strategies for competitions.

Included in the program is transportation to and from the beach, this will provide the opportunity for inner city youth to have safe access to participate in the TSLA Surf Team by providing safe travel to all beach locations. During transport time, the surf instructor will also provide information to the participants about what to expect that day, beach safety, skills and drills, program standards, and other instructions to ensure the maximum use of time at the beach. During the spring and fall seasons, RAP will be utilizing vanpools to provide transportation to and from the beach. While at the beach, participants and coaches will be intentional with their skill development to nurture their love for the sport and a strong foundation and test their skill development in inner-squad heat-style competitions as well as local tournaments. PlayLA looks to partner with USA Surfing, as well as ISA to assist in recommending quality instructors for this program as well as state-of-the-art education and training for our instructors.

- Summer, Fall, Spring
- There will be one site during Fall, Spring and two sites during Summer
- Summer operations: the team will meet five days a week, four hours daily, for eight weeks
- Fall/ Spring operations: Two weekend days for five hours per day

FY 24/25 YSP Project Plan Narrative

- Ages 9-17
- 80 participants during summer, 20 per class for other seasons
- Participants will receive a rash guard, t-shirt, and hat

USA Swim Team

RAP is proud to offer the opportunity for Los Angeles' brightest swim athletes to partake in a high-caliber swim program geared towards helping create competitive swimmers. Due to the high cost of these types of programs many of Los Angeles' inner city youth have not been able to participate in competitive swimming. This program seeks to bridge the socio-economic gap and give a platform for youth to advance their swim skills. The RAP team has partnered with USA Swimming's Community Outreach and Engagement Team to bring awareness and to provide a high level of training to the youth of Los Angeles.

USA Swimming will provide educational resources for the coaches, parents, and athletes. This strategic partnership seeks to cover coach's registration fees, foundational education fees, providing educational clinics for our athletes and parents, in addition to providing resources. USA Swimming Team will be seeking youth who are highly motivated, goal-oriented, and committed to being a student of the sport. Athletes will meet under the supervision of two Certified USA Swim coaches for up to two hours of in-water and dryland training. All athletes will be evaluated based on their skill level and assigned a training group. The athletes will be provided with four in-house swim clinics that will focus on stroke technique, discipline, and overall performance development. The athletes will compete in six intrasquad swim meets throughout the season that will culminate with two championship swim meets. The athletes will take part in two pre/post-event celebrations that will focus on team building, community outreach, and recognition of program goals and success.

All athletes in the program will have access to the onsite equipment and receive personal equipment and gear. Once an athlete has completed their six-month commitment, they will be awarded a Team Swim parka to complete the uniform package for the team. All athletes will receive a USA Swimming Premier membership that allows athletes to be covered under accident/liability insurance for the year. The membership also provides the ability to participate in local swim committee section championship meets, AA champs, western zones, and junior Olympics for those who qualify. The membership allows members to participate in individual recognition programs from scholastic All-Americans to IMX and development camps for those athletes who qualify. Aquatics is requesting to extend USA Swim for one more year, as there were some delays in developing the partnership, which therefore delayed the implementation of the signature program. An additional year would allow Aquatics to fully develop the program and have it become a regular program for many years to come.

- Year-round, six-month commitment
- 18 sites citywide

FY 24/25 YSP Project Plan Narrative

- Up to four practices a week, four clinics, six meets person, two championships
- Ages 7-17
- 60 participants per team
- Participants will receive a t-shirt, swim cap, swimsuit, goggles, swim snorkel, and mesh training bag

USA Water Polo Team

RAP is proud to offer the opportunity for Los Angeles' brightest water polo players to partake in a high-caliber water polo program geared towards helping create competitive water polo teams. Due to the high cost of these types of programs many of Los Angeles' inner city youth have not been able to partake in higher-level water polo programs. This program seeks to bridge the socio-economic gap and give a platform for youth to advance their water polo skills. The RAP team has partnered with USA Water Polo's Community Diversity Equity and Inclusion Team to bring awareness to under-represented groups and provide a high level of training to the youth of Los Angeles.

USA Water Polo will provide educational resources for the coaches, parents, and athletes. This strategic partnership seeks to cover the coach's registration fees, and foundational education fees as well as providing educational clinics for our athletes and parents, and providing additional resources. The USA Water Polo Team is looking for youth who are highly motivated, goal-oriented, and committed to being a student of the sport. Athletes will meet under the supervision of two Certified USA Water Polo coaches for up to two hours of in-water and dryland training. All athletes will be evaluated based on their skill level and assigned a training group. The athletes will be provided with four in-house water polo clinics that will focus on offensive, defensive, and team strategy techniques, discipline, and overall performance development. The athletes will compete in four intrasquad tournaments throughout the season that will culminate with two championship playoff-style tournaments. The athletes will take part in two pre/post-event celebrations that will focus on team building, community outreach, and recognition of program goals and success.

All athletes in the program will have access to the onsite equipment and personal equipment and gear. Once an athlete has completed their six-month commitment, they will be awarded a Water Polo Team robe to complete the uniform package for the team. All athletes will receive a USA Water Polo premier membership that allows athletes to be covered under accident/liability insurance for the year. The membership also provides the ability to participate in team tournaments, local regional events, zone events, junior Olympics (for those who qualify), Olympic development camps, diversity camps, and select national camps (for those who qualify). The membership allows members to participate in individual recognition programs from Scholastic All-American and development camps for those athletes who qualify.

- Year-round, six-month commitment
- Six sites citywide

FY 24/25 YSP Project Plan Narrative

- Training group that will practice up to four days a week during the year, four clinics. four tournaments, two championships
- Ages 7-17
- 100 participants per quarter, 20 youth per team
- Participants will receive a t-shirt, swim cap, swimsuit, goggles, and water polo ball

Recreation Signature Programs

Archery

Archery was first introduced in 1900 and reintroduced to the Olympic Games in 1972. It was one of the first sports to feature a women's event. RAP staff is currently working with USA Archery; the National Governing Body for the Olympic and Paralympic sport of archery in the United States as recognized by the U.S. Olympic and Paralympic Committee. RAP staff will continue to hire instructors as recommended by USA Archery and schedule training with USA Archery for field staff where the program is being implemented. Youth who participate will develop mental strength, self-confidence, aerobic endurance, balance, coordination, agility, flexibility, strength, and power. Archery will move from a pilot to a Signature Program for FY 24-25.

- Summer, Fall, Winter, Spring
- Archery will be offered at seventeen sites citywide
- Classes will meet once a week for one hour and each session will run for eight weeks.
- Ages 8-15
- Participants receive pack whistle, stretch band and loop, recurve bow equipment personal equipment

Boxing

In partnering with the USA Boxing / Southern California Association, quality certified instructors are being recommended to be hired by RAP for this program. The program is designed to introduce a non-traditional Olympic sport to youth throughout the city and encourage participation with a combination of high-quality instruction and affordable fees. Youth will receive athletic conditioning, confidence building, self-defense, health and proper fitness, and patience. To further competition for those athletes who wish to compete in boxing at a higher level, the program will purchase a Club membership from USA Boxing and Individual USA Boxing memberships for up to ten members from each site. This will allow the athletes to compete in USA/Southern California-sanctioned events throughout the calendar year.

- Summer, Fall, Winter, Spring
- Ten sites throughout the citywide

FY 24/25 YSP Project Plan Narrative

- Classes will meet three times a week for one hour, and each session will run for eight weeks. Competitive athletes will receive training five days a week for two hours daily, each session will run for ten weeks.
- Ages 5-17
- Participants receive uniform and personal equipment

Climbing

Sports Climbing made its debut in the 2020 Tokyo Olympics Games. Climbing involves physical strength, endurance, and concentration. The sport helps participants build focus, confidence, and self-esteem. Our department has identified three businesses as potential partners, which will provide lessons to youth ages 5-15. To enhance the accessibility of the classes, children will be picked up and driven by RAP staff from ten local recreation centers, citywide, and driven to the local area climbing schools.

- Summer, Fall, Winter, Spring
- Classes will be held at privately owned locations. Pick up will be offered at nine RAP sites.
- Classes will meet once a week and each session will run for eight weeks.
- Ages 5-15

Equestrian

The equestrian program is designed to introduce youth to the wonderful world of horses and equine activities. Participants will learn about horses, how to ride and care for horses, and proper safety techniques. Equestrian activities are expensive and often out of reach for most Angelenos, but through PlayLA it will become accessible to youth throughout the City of Los Angeles. To enhance the accessibility of the classes, children will be picked up by RAP staff from local recreation centers and driven to the local area riding schools. RAP staff has identified nine sites throughout the three geographical regions of the City to offer equestrian classes. Classes will meet once a week and each session will run for eight weeks. All equipment needed for the children to safely participate in the program will be provided by the equestrian centers. Currently, RAP staff is looking for equestrian schools that carry all forms of liability insurance requested by risk management.

- Summer, Fall, Winter, Spring
- RAP staff has identified nine sites citywide
- Classes will meet once a week and each session will run for eight weeks.
- Ages 5-15

FY 24/25 YSP Project Plan

Narrative

Fencing

Fencing appeared at the first modern Olympic Games in Athens in 1896. The physical benefits of fencing include increased coordination, agility, balance, flexibility, strength, and cardiovascular endurance. While fencing is a whole-body workout, it also develops greater mental agility and builds courage within the participants.

- Summer, Fall, Winter, Spring
- Ten sites citywide
- Classes will meet once a week for an hour and each session will run for eight weeks.
- Ages 8-15
- Participants will receive a FIE plastron, padded jacket, breeches, foil lame, and foil mask

Karate

In August 2016, karate was one of five sports to be included at Tokyo 2020. Participants in Karate will learn how to focus and have self-discipline and determination while improving motor skills and coordination. Youth will develop skills in kicking, flexibility, agility, and self-control. Staff have reached out to USA Karate, the National Governing Body for the sport of karate to assist in identifying local area instructors who would like to teach at the sites we have selected to offer this activity.

- Summer, Fall, Winter, Spring
- Ten locations citywide
- Classes will meet once a week and each session will run for eight weeks
- Ages 5-15
- Participants will receive a uniform

Table Tennis

Table tennis is an Olympic Sport that can be played at any recreation center between two players or as doubles teams. We will kick-off the tennis table program in Summer 2024. Participants will play under the Olympic rules for table tennis, Benefits for the participants include hand-eye coordination, mental acuity reflexes, balance, core strength, and aerobic fitness. It also provides physical health with mental benefits. Classes will be led by RAP instructors who have been trained by USA Table Tennis, the National Governing Board for Table Tennis.

- Summer, Fall, Winter, Spring
- Ten sites throughout four geographical regions
- Classes will be once a week for one hour, eight weeks
- Ages 5-17
- Participants will receive uniform and personal equipment

FY 24/25 YSP Project Plan

Narrative

Triathlon

RAP staff are currently working with USA Triathlon; the National Governing Body for the Olympic Triathlon. As a new and emerging sport, triathlon provides the opportunity to participate and compete in three different disciplines, swimming, biking, and running. This program would allow for kids to be exposed to the sport of triathlon before the Olympic Games arrive to Los Angeles.

- Summer, Fall, Winter, Spring
- Three locations citywide
- Training will be held three times a week for one hour and three times a week for swimming, for eight weeks
- Ages 5-15
- Participants will receive a wetsuit, bike, helmet, running shoes, goggles, and swim cap

Additional Costs

Marketing

With the PlayLA brand identity now established, RAP will continue to use targeted and strategic marketing and communication approaches to promote brand awareness and increase participation. Significant marketing and engagement activities will continue to be performed before and during seasonal registration, with a focus on underserved communities and geographic areas with disproportionately lower participation. Marketing and outreach will include traditional and digital engagement strategies, which will include: paid digital media, paid outdoor advertising, broadcast media, print and branded collateral, targeted direct mail, and event activations. RAP will continue working with a local creative agency for PlayLA marketing implementation, and will also continue its engagement with an adaptive sports-focused consulting firm. Additionally, RAP will work to conduct impact research on the program and these marketing strategies through surveys, focus groups, and other evaluation tools.

As the success of PlayLA continues its remarkable journey, RAP will elevate its brand awareness with a primary focus on the value and high quality of the program and the importance of youth sports. The next phase of our marketing plan will include the implementation of a robust marketing strategy that will enhance its brand image and extend its reach to engage a broader audience based on data-driven insights. Collecting and analyzing data comprehensively will allow us to make informed decisions, craft personalized campaigns, and allocate resources efficiently.

In addition, RAP will employ a marketing firm to provide expertise, resources and a fresh perspective to elevate PlayLA and help achieve our marketing goals. RAP's decision to partner with marketing firms aligns with our mission to empower youth through sports by enhancing brand visibility, streamlining marketing operations, and optimizing resource allocation. Also, RAP will leverage

FY 24/25 YSP Project Plan Narrative

branding opportunities through the use of City assets such as public buses, trains, libraries, and event spaces to amplify PlayLA while contributing positively to the community.

RAP will continue its efforts to strengthen PlayLA's brand through its marketing approach to ensure that more youth and families can experience the benefits of high-quality sports inclusively and affordably.

FY 24/25 YSP Project Plan Narrative

EXHIBIT A: LA28 Recommended Activities

LA 2028 RECOMMENDED ACTIVITIES

- Badminton
- Baseball Clinics
- Basketball Clinics
- Boxing
- Cheer
- Dance - Various
- Dodgeball
- Field Hockey
- Fitness/ Exercise
- Frisbee Sports
- Flag Football Clinics
- Golf
- Gymnastics
- Judo
- Junior Golf
- Karate
- Kickball
- Lacrosse
- Martial Arts
- Roller Hockey
- Rugby
- Skating/ Skateboarding
- Soccer Clinics
- Softball Clinics
- Table Tennis
- Tennis
- Track and Field
- Volleyball Clinics

CITY OF LOS ANGELES

DEPARTMENT OF RECREATION AND PARKS



Adaptive Sports Project Plan
FY 2024/25





Adaptive Sports Project Plan

Table of Contents

Table of Contents	page 2
Mission Statement	page 3
Safety Measures	page 3
Overview of 2023/24	page 3 - 7
Fiscal Year Ahead - 2024/25	page 7 - 9
FY 2024/25 Budget Overview	page 9
FY 2024/25 Budget Table	page 10
Summary	page 11
Program Descriptions	page 12 - 17
Timeline	page 18



PLAYLA YOUTH AND ADAPTIVE YOUTH SPORTS PROGRAM

FY 2024 / 25 - Project Plan Narrative

Mission Statement

In partnership with LA28 and the Olympic and Paralympic Games, the PlayLA Youth and Adaptive Youth Sports Program provides adaptive sports programs to youth with disabilities throughout the City of Los Angeles to support and enhance life-long leisure pursuits and promote a healthy, active and equitable quality of life.

Safety Measures

The PlayLA Youth and Adaptive Youth Sports Program of the Department of Recreation and Parks (RAP) is committed to support and maintain a safe and healthy environment for youth participants, volunteers and staff. PlayLA Adaptive Sports follows all SafeSport protocol, training and requirements for our volunteers, City employees and coaches.

Overview of 2023/24

Our adaptive youth sport program is experiencing an expansion in both participation and program offerings. We are observing an increase in the engagement and enduring endorsement from our active participant families, concurrently attracting fresh entrants. The trajectory of our growth has been exponential. For instance, our para surf initiative demonstrated a 200 percent increase, progressing from an initial cohort of around 35 participants during the inaugural season to approximately 100 participants in the ongoing season of 2023-24. In line with our commitment to inclusivity and diversity, we have introduced novel sports disciplines such as wheelchair basketball. Notably, we anticipate further expansion with the inclusion of an athletics program slated to commence in the Spring of 2024.

As part of our strategic evolution, we have expanded our human resource framework within the adaptive sports division. Currently, our team consists of one Principal Supervisor I, two Senior Recreation Directors, two Facility Directors, as well as two Recreation Coordinators. This reinforced organizational structure empowers us to continue delivering excellence while fostering the growth and development of our adaptive youth sport program.



The momentum driving the promotion of PlayLA Adaptive Sports continues to gain strength, largely due to our collaboration with JTA Pacific, our esteemed Outreach and Marketing partner. Their invaluable insights have enabled us to enhance our engagement with patrons through several key initiatives:

- A well-structured quarterly newsletter that keeps our audience informed.
- Regular and impactful posts on various social media platforms.
- Carefully designed program flyers customized for each sport we offer.
- The creation of a new icon to complement the PlayLA logo, especially when promoting our adaptive sport programming.

The introduction of this new icon not only ensures that our community feels represented but also fosters a sense of connection. This coordinated effort not only strengthens our relationships within the adaptive sports community but also reinforces our connections across the wider network.

Furthermore, our collaborative partners contribute substantially to our outreach initiatives by lending their support in amplifying our message. This is evident through their enthusiastic promotion across their individual social networks and dissemination of information through our well-curated email contact lists. Such synergistic efforts collectively contribute to the continuous expansion and success of our endeavors in the realm of adaptive sports promotion.

Once again, our Para Surf program has garnered the attention of the media spotlight. A strategically timed press release was disseminated on July 20th, effectively piquing interest within the public sphere. Subsequently, on July 22, 2023, the notable occasion of our second para surf clinic of the season witnessed the participation and coverage of Channel 7 ABC, further underlining the program's significance and resonance.

In FY 2022/23 our Adaptive Sports Team attended several outreach events to promote and gain further exposure of PlayLA Adaptive Sports in our communities. These events included promotions at Inclusion matters by Shane's Inspiration re-opening of Aidan's Place at Westwood Recreation Center, the Angel City Games at USC, the Abilities EXPO at the Los Angeles Convention Center and the Los Angeles Children's Hospital Walk and Play L.A. at the Santa Monica Pier.

In Winter of 2023, we introduced the inaugural Adaptive Archery program at two of our City of Los Angeles Archery sites, Woodley Park Archery Range and Easton-Rancho



Park Archery Range. Together with our provider, the Triumph Foundation, clinics were held for youth with disabilities ages 5 – 17. The outcome surpassed all expectations, unequivocally establishing it as one of our most inclusive sports offerings. Enthusiastically embracing the endeavor were young individuals from diverse backgrounds, including those in the visually impaired community, those affected by spina bifida, cerebral palsy, and autism. This success profoundly underscores the sport's capacity to cater to youths of every ability, making adaptive archery a unifying platform for all. In Winter 2023, PlayLA Adaptive Sports also saw the return of Adaptive Sport – Sitting Volleyball at five different sites across the City. Together with our provider, the Triumph Foundation, clinics were held for youth with disabilities ages 5 – 17 at EXPO Center, Michelle and Barack Obama Sports Complex, Van Nuys Sherman Oaks Recreation Center, Cheviot Hills Recreation Center, and Rio de Los Angeles State Park.

Our enduring partnership with Ride On Therapeutic Horsemanship continues to thrive this year, enabling us to offer year-round Para Equestrian Clinics for youth aged 7 to 17. Since its inception, this program consistently garners a full roster of registrations, attesting to its exceptional appeal for youths with disabilities. Notably, our equestrian participants achieved a remarkable milestone this year by participating in the renowned CALNET horse show in May. This inaugural competitive experience marks a significant step forward in our commitment to empowering athletes through adaptive sports.

This past Spring, we proudly hosted a series of wheelchair tennis clinics for the second consecutive year, conducting them at two locations; Glassell Recreation Center and Studio City Recreation Center. Notably, this year's initiative commenced on a highly promising note, with a surge in participant numbers on the very first day of clinics. Furthermore, our adaptive sports offerings, encompassing the realm of wheelchair tennis, received recognition and coverage in a feature published at: <https://www.insidethegames.biz/articles/1126807/playla-initiative-los-angeles-2028>

Summer 2023 buzzed with activity as we expanded our adaptive sports offerings across all four regions of the Department. The established Para Equestrian classes and vibrant Para Surfing Clinics remained, complemented by the thrilling inclusion of Wheelchair Basketball.

Collaborative efforts amplified our impact. The Triumph Foundation spearheaded Wheelchair Basketball Clinics at Glassell Recreation Center and Studio City Recreation Center. Simultaneously, the Challenged Athletes Foundation made a noteworthy return,



leading six Para Surf Clinics at Venice Beach— twice the number compared to last year. Notably, this year, our Para Surf program benefited from the support of our Department's Aquatics Division, bolstering our coaching expertise and adaptive assistance.

This Fall, our partnership with the US Association of Blind Athletes (USABA) is back with Blind Soccer clinics for youth aged 5 to 17 on eight dates from September through October. Doubling last year's number of clinics, these engaging sessions coincide with Blind Awareness Month. Our soccer clinics will include sighted youth goalies from Hubert Humphrey Recreation Center in the Valley Region and Mar Vista Recreation Center in the West Region.

Furthermore, we're excited to reintroduce our Adaptive Skateboarding Clinics at four city locations: Chevy Chase Recreation Center, Stoner Recreation Center, Westchester Recreation Center, and Harbor City Recreation Center. These endeavors underscore our unwavering dedication to fostering inclusive adaptive sports.

Para Equestrian programming continues to be extremely popular and remains an ongoing sport with classes for eight weeks each season and clinics four times a year. Our goal is to have on-going classes at the LA Equestrian Center by 2025.

The PlayLA Adaptive swim lesson program is a year-round program open to youth ages 5-17 who have different physical or cognitive needs. This is a group lesson, where the instructor incorporates water safety and swimming fundamentals, while accommodating the abilities of each individual. Aides are encouraged to get in the water with their participant at no extra cost, but are not mandated to unless specifically needed for medical or safety reasons.



Professional Development-Continued Education

In April 2023, the founding members of the PlayLA Adaptive Sports Division were granted the esteemed opportunity to lead an enlightening session at the annual conference of the California Parks and Recreation Society, held in San Diego, CA. The session was aptly titled, "THINK BIG, PLAY BIG: LA28's Pivotal Investment in Advancing Adaptive Sports in Los Angeles" representing the City of Los Angeles and the Department of Recreation and Parks, we shared our insights and journey in establishing a sustainable adaptive recreation program for youth.

This conference served as a platform to enrich the knowledge and skills of our recreation staff. It provided a valuable opportunity for recreation professionals to learn from seasoned experts in the field. Through our participation, our team not only garnered fresh insights into emerging industry trends but also delved into the exploration of best practices that enrich our adaptive sports initiatives.

In May 2023, the Adaptive Team seized a valuable opportunity by taking part in an education conference held in Louisville, Kentucky. As aptly described by Move United, "the conference facilitated the provision of essential tools, comprehensive training, and impactful discussions, all contributing to the transformation of disability inclusion within the realm of sports."

Fiscal Year Ahead - 2024/25

The surge in momentum for Adaptive Sports remains evident as programs experience ongoing growth and receive consistently positive feedback. Through meticulous efforts, We diligently continue to lay the groundwork of trust and excellence in our programming, while fostering a sense of community among both participants and their families.

At the core of the Adaptive Sports Division's success is the establishment and nurturing of strong communication channels with the parents/guardians of our young participants. This proactive approach to communication has proven instrumental in cultivating essential rapport and trust within our extended community. Our strategies encompass a range of practices, including timely email reminders, personal phone outreach, unwavering consistency, persistent follow-up, and warmly welcoming participants upon their arrival.



Each of these measures seamlessly intertwines to reinforce our commitment to fostering trust and building enduring relationships.

All eleven of the projected Adaptive Sports for FY 2024/25 will be executed with care. These sports include: Adaptive Archery, Adaptive Athletics, Adaptive Skateboarding Clinics, Adaptive Swimming Classes, Blind Soccer Classes, Goalball Clinics, Para Equestrian Classes and Clinics, Para Surf Clinics, Sitting Volleyball Clinics, Wheelchair Basketball Clinics and Wheelchair Tennis Classes.

RAP and the City of Los Angeles Department on Disability (DoD) are currently collaborating to provide site evaluations for our RAP program sites. DoD staff are scheduling contracted vendors to perform these assessments and report on suggested repairs, needed signage or facility modifications to ensure that all of our sites meet the ADA access needs of our participants.

During the first round of qualifications, the Los Angeles City Council approved contracts with nine organizations to collaborate with PlayLA Adaptive Sports through the City's Request for Qualification (RFQ) process. Four pre-qualified organizations elected not to finalize their contracts. The updated list of first round, qualified organizations are as follows:

- Triumph Foundation
- Inclusion Matters by Shane's Inspiration
- JTA Pacific, Inc.
- Challenged Athletes, Inc.
- Pony Box Dance Theatre

The following four organizations were approved and finalized in the second round of qualifications in March 2022:

- Maroon Society
- Ride On
- Sender One Climbing
- United States Association of Blind Athletes

The Adaptive Sports Division has already collaborated with six of the nine approved contractors.



Transportation proved to be an item that requires additional research. This item was removed from the project plan during FY 2023-24. The lack of transportation service has not had a negative impact on programming.

Budget Overview

The FY 24/25 budget reflects increased allocations as we expand programming to additional participants. This budget is now a more accurate reflection of actual costs involved in providing these specialized sports to our communities, informed by our operational experience. Equipment costs for FY 24/25 include the annual replenishment of personal items such as sport jerseys, t-shirts, whistles, goggles and eyeshades, awards and some sports equipment. Notably, there is an increase in spending for blind soccer equipment, including rebound panels and goals, to support the growth and accessibility of this program. Recurring costs for staffing, outreach and marketing and have been maintained this budget year. The budget for Special Events has been increased to account for seasonal departmental events.



The total estimated expense budget for the Adaptive Sports Program for FY 2024-25 is **\$ 1,302,128.00** as itemized below.

ITEM	FY 2024-25
Adaptive Archery	\$ 68,288.00
Adaptive Athletics	\$ 61,680.00
Adaptive Kayaking	\$ 116,502.00
Adaptive Skateboarding	\$ 64,008.00
Adaptive Swimming	\$ 134,113.00
Blind Soccer	\$ 215,318.00
Goalball	\$ 74,659.00
Para Equestrian	\$ 199,025.00
Para Surfing	\$ 65,187.00
Sitting Volleyball	\$ 47,142.00
Wheelchair Basketball	\$ 77,340.00
Wheelchair Tennis	\$ 68,298.00
Trainings	\$ 16,000.00
Special Events	\$ 94,568.00
Total	\$ 1,302,128.00



Summary

- First Sports Clinic was held in February 2022
- Goalball and Wheelchair Basketball removed in FY 2021/22 due to COVID-19 indoor vaccination requirements
- Wheelchair Basketball replaced by Wheelchair Tennis in FY 2022/23
- Goalball replaced by Blind Soccer in FY 2022/23
- Adaptive Archery added in Winter of FY 2022/23
- Costs for seasonal kick-off events were added to Special Event budget in FY 23/24
- Marketing and Outreach was extended to FY 2023/24 and is now included in main budget
- Nine approved partners contracted to work with PlayLA Adaptive Sports Budget adjusted to reflect increased participation and more accurate costs
- Adaptive Archery Clinics expanded from four to six clinics for Winter of FY 2024/25
- Adaptive Kayaking added to the program and budget for Summer of FY 2024/25
- Goalball added to the program and budget for Spring of FY 2024/25



Adaptive Sports – Program Descriptions FY 24/25

Adaptive Archery

Archery is a Paralympic Sport that focuses on accuracy, strength, and concentration. There are various competition categories for athletes and allows people of all abilities to participate. Various adaptations in archery allow people with visual impairments, intellectual disabilities, and physical disabilities to participate in. This program is intended to introduce youth participants to the sport of Archery through an inclusive and enriching environment as well as providing access to the use of the amazing archery venues within the City of Los Angeles.

- Summer Program
- Adaptive Archery will be offered at Easton-Rancho Park Archery Range
- The program will consist of six clinics
- Ages 5 – 17
- 12 participants per clinic
- Participants will receive a t-shirt, sports water bottle, hat, and an award

Adaptive Athletics

Athletics is a Paralympic Sport that was first introduced to the Paralympics in 1952. Some of the events of athletics includes; Short/Middle/Long distance races, High Jumps, Long Jump, Javelin Throw, and Discuss Throw, and Marathons events. Athletes with physical, intellectual, and visual impairments can participate in these events. Guide runners are a unique adaptation that allows participants with visual impairments to compete. Adaptive Athletics will focus on introducing youth participants with disabilities into inclusive athletic events that will teach them the fundamentals of the sport.

- Spring Program
- Adaptive Athletics will be offered at the newly renovated Michelle and Barack Obama Sports Complex
- Ages 5 – 17
- The program will consist of four clinics in the Spring
- Up to 20 participants per quarter
- Participants will receive a t-shirt, towel, and water bottle



Adaptive Kayaking

Adaptive Kayaking will be introduced as a Signature PlayLA Adaptive Sport Program. Our Adaptive Kayaking Program offers an inclusive and exhilarating watersport experience designed to cater to youth with disabilities. This dynamic program provides a unique opportunity for youth of all backgrounds to enjoy the thrill of kayaking while embracing the beauty of nature. Outings will include skill-building time outside of the water and in-water instruction. Participants will be provided with specialized sport and safety equipment such as life vests and expert guidance, ensuring a safe and enjoyable adventure on the water. During the summer season, classes will be offered as a one day class, for a class duration of four hours. There will be eight classes total offered in this series. Each class will host a maximum of six participants.

- Summer Program
- Adaptive Kayaking will be offered city wide at various aquatic sites throughout the city of Los Angeles
- The program will consist of eight classes in the summer
- Ages 9 - 17
- 6 participants per class
- Participants will receive a rash guard, hat and t-shirt

Adaptive Skateboarding

Adaptive Skateboarding is a sport that is up for consideration for the 2028 Paralympic Games. Participants in Adaptive Skateboarding are able to use a skateboard or wheelchair. Prosthetics and assistive devices are allowed to assist the participants. Adaptive Skateboarding can be enjoyed by participants in an open freestyle setting or in a competition setting. Adaptive Skateboarding is a sport recommended for people with physical disabilities, intellectual disabilities, and people with a visual impairment (Aide/assistant required).

- Fall Program
- Adaptive Skateboarding will be offered city wide at four skate parks
- The program will consist of 4 clinics in the fall
- Ages 5 – 17
- 12 participants per clinic
- Participants will receive a t-shirt, towel, and water bottle



Adaptive Swimming

Swimming was one of the original sports for the first Paralympic Games in Rome 1960. Some of the events are crawl stroke, backstroke, butterfly, and breaststroke. Swimmers can use different starting methods that can best accommodate their impairment. Through the leadership of the Aquatics Division, the program is intended to provide adaptive swimming to children with physical disabilities, vision impairments and intellectual disabilities.

- Summer, Fall, Winter and Spring
- Offered at all L.A. City pools, 19 year-round and 33 seasonal facilities. The program consists of 10, 25 minute classes during the Summer and 8, 25 minute classes during the Fall, Winter and Spring seasons.
- Ages 5-17
- Participants will receive a t-shirt, towel, and water bottle

Blind Soccer

Blind soccer, also known as 5-a-side soccer or football 5-a-side, is an adaptation of soccer for athletes with a vision impairment. The sport has been governed by the International Blind Sports Federation (IBSA) since 1996 and it is played with modified FIFA rules. Blind soccer teams are made up of four outfield players and one goalkeeper. Outfield players are visually impaired which means they are completely blind, have very low

visual acuity, and/or no light perception, whilst the goalkeeper must be sighted or partially sighted. To ensure fair competition, all outfield players must wear eyeshades. Teams are allowed off-field guides to assist them. The ball makes a noise due to a sound system located inside that helps players orient themselves. Players committing five fouls during one game are disqualified from the game. Spectators must remain silent while watching the game until a goal is scored. Participants will be introduced to the basics and fundamentals of the sport.

- Fall Program
- Blind Soccer will be offered at Mar Vista Recreation Center and Hubert H. Humphrey Recreation Center
- The program will consist of eight classes, four classes per site
- Ages 5 -17
- Participants will receive a t-shirt, towel, and water bottle



Goalball

Goalball is a team sport played by athletes with a visual impairment. Goalball was introduced to the Paralympics as a demonstration in the Toronto 1976 games and adopted in 1980 in the Arnhem games. A women's competition was featured and adopted at the New York and Stoke Mandeville 1984 games. The game is played using a specialized ball with bells inside. The bells inside the ball help the players on defense listen for the oncoming ball and attempt to block it with their bodies. A goalball game consists of 2 teams with 6 maximum players per team. 3 Players are on the court per team. The objective is to roll the ball with bells inside, over the opponent's goal line. Players wear eyeshades (complete blackout) for fair play and rely on their auditory senses and tactile senses to compete. A unique component of the sport is that the crowd/players/staff on site must remain quiet when either team is on offense. Cheering can resume after the attempt at goal has been completed. Participants will be introduced to the basics and fundamentals of the sport.

- Spring Program
- Goalball will be offered at Michelle and Barack Obama Sports Complex
- The program will be clinic based offering four clinics per quarter
- Ages 5 -17
- 10 participants per clinic
- Participants will receive a t-shirt, towel, and water bottle

Para Equestrian

Para Equestrian is composed of an individual or team competition where athletes compete against each other based on the same grade of impairment. Freestyle competitions allow participants to perform a personally choreographed routine set to their own choice of music. The goal of the program is to provide youth with a physical disability, intellectual disability, or visual impairment, an opportunity to compete and participate. Participants will be taught the various disciplines of the sport as well as maneuvering a horse through an obstacle course in a safe environment.

- Fall Program
- Blind Soccer will be offered at Mar Vista Recreation Center and Hubert H. Humphrey Recreation Center
- The program will consist of eight classes, four classes per site
- Ages 5 -17
- Participants will receive a t-shirt, towel, and water bottle



- 2 Sessions will be offered per quarter
- 6 participants per session (12 participants total per quarter for classes)
- 24 Participants per Clinic
- Participants will receive a t-shirt, towel, and water bottle

Para Surfing

Para Surfing is an adapted form of surfing that allows people with disabilities to participate in surfing activities. Participants are able to use various prosthetics, orthotics, or essential safety equipment. Some of the common Para Surfing disciplines include; Para Surf Stand, Para Surf Kneel, Para Surf Prone, and Para Surf Visual Impairment. The goal of the Para Surf program is to provide youth with physical disabilities, intellectual disabilities, and visual impairments an opportunity to participate and compete.

- Summer Program
- Para Surfing will be held at Venice Beach Recreation Center
- The program will consist of eight classes in the summer
- Participants will receive a t-shirt, towel, and water bottle
- Ages 7 -17

Sitting Volleyball

Sitting volleyball is a form of volleyball that is played on the floor. Sitting volleyball became a Paralympic Sport for men at the Arnhem 1980 games and for women at the 2004 Athens games. Gameplay consists of 6 vs 6. Sitting volleyball uses a smaller court and lower net. The game is played at a faster speed because the players are closer together. Teamwork and deceptive serving are important aspects of the game. Participants will be introduced to the basics and fundamentals of the sport.

- Winter Program
- Sitting volleyball will be offered city wide at five recreation centers
- The program will be clinic based
- Ages 5 -17
- 15 participants per clinic
- Participants will receive a t-shirt, towel, and water bottle



Wheelchair Basketball

Wheelchair basketball is a Paralympic sport that was adopted in the 1960 Rome games. Games consist of 2 vs 2, 3 vs 3, or 5 vs 5. In wheelchair basketball, players are allowed to stop and then resume dribbling as they push their wheelchair up to 2 consecutive times. In the Paralympics, players are classified on a point system ranging from 1 to 4.5 based on their functional mobility. Low Pointer: Players with severe impairment 1 to 2.5 points. High Pointer: Players with a minor impairment. Players with varying functional abilities are selected with each playing a different role and style. Participants will be introduced to the basics and fundamentals of the sport.

- Winter Program
- Wheelchair basketball will be offered city wide at 4 recreation centers
- Ages 5 -17
- 10 participants per clinic
- Participants will receive a t-shirt, towel, and water bottle

Wheelchair Tennis

The program will focus on introducing the sport to children with physical and intellectual disabilities. Wheelchair Tennis is a Paralympic sport that was adopted in the Barcelona 1992 Games. Wheelchair tennis gameplay includes singles, doubles, quad singles, and quad doubles. Open Division: Players have a permanent physical impairment that results in substantial loss of function in one or both legs. Quad Division: Players meet the open division eligibility criteria but also have a permanent physical impairment that results in substantial loss of function in one or both arms.

- Spring Program
- Wheelchair Tennis will be offered city wide at recreation centers; Glassell Recreation Center and Studio City Recreation Center
- The program will offer four clinics per quarter
- Ages 5 -17
- 12 participants per clinic
- Participants will receive a t-shirt, towel, and water bottle



Adaptive Sports Timeline Fiscal Year 2024/25: Sports, Clinics, Classes and Events

Summer:

- Adaptive Archery
- Adaptive Kayaking
- Adaptive Swimming
- Para Equestrian
- Para Surfing
- Wheelchair Basketball

Fall:

- Adaptive Skateboarding
- Adaptive Swimming
- Blind Soccer
- Para Equestrian

Winter:

- Adaptive Swimming
- Para Equestrian
- Sitting Volleyball
- Wheelchair Basketball

Spring:

- Adaptive Athletics
- Adaptive Swimming
- Goalball
- Para Equestrian
- Wheelchair Tennis

**AGREEMENT BETWEEN
THE CITY OF LOS ANGELES AND THE
LOS ANGELES ORGANIZING COMMITTEE FOR THE OLYMPIC AND PARALYMPIC
GAMES 2028
REGARDING
THE 2028 YOUTH SPORT PARTNERSHIP (“YSP”)**

This agreement regarding the 2028 Youth Sport Partnership (“YSP Agreement”) is made and entered into as of the date of the last signature set forth below, and is by and between the City of Los Angeles (“City”), a municipal corporation, acting by and through its Department of Recreation and Parks (“RAP” or “Department”), and the Los Angeles Organizing Committee for the Olympic and Paralympic Games 2028 (“LA 2028” or “OCOG”), a California nonprofit public benefit corporation, formerly known as the Los Angeles 2024 Exploratory Committee. Collectively, these entities shall be known herein as the “Parties” or individually as a “Party.”

WITNESSETH

WHEREAS, on August 16, 2017, the City and LA 2028 entered into the Memorandum of Understanding regarding the organizing of the 2028 Olympic and Paralympic Games (“2017 MOU”) by and among the City, LA 2028, and the United States Olympic and Paralympic Committee (“USOPC”), formerly known as the United States Olympic Committee (“USOC”), describing the cooperation of these parties to deliver the 2028 Games; and

WHEREAS, on September 13, 2017, the International Olympic Committee (“IOC”) awarded the 2028 Games to LA 2028 and the City of Los Angeles, and accordingly, the IOC, USOPC, and the City entered into the Host City Contract 2028 (“Host City Contract”, consisting of the Host City Contract – Principles and its annexes, in particular the Host City Contract – Operational Requirements); and

WHEREAS, among other things, the 2017 MOU provided that if the City and LA 2028 were awarded the opportunity to host the 2028 Olympic and Paralympic Games (“2028 Games”), matters pertaining to the relationship between the City and the OCOG would be memorialized in a definitive “Los Angeles 2028 Games Agreement” (“Games Agreement”) between the City and LA 2028, which would include terms and provisions for LA 2028’s support for a City youth sports partnership aimed at significantly enhancing the opportunities for the City’s youth to access City sport programming; and

WHEREAS, selection of a Host City for the 2028 Games provides an additional four years of OCOG operations and revenue-generation capacity also provide the Parties - with the support of the IOC - a significant opportunity to enhance access to City youth sports programming in the years leading up to the 2028 Games; and

WHEREAS, LA 2028 was subsequently joined to the Host City Contract by execution of that certain Joinder Agreement dated September 12, 2018; and

WHEREAS, in 2018, in advance of the completion of the Games Agreement and this YSP Agreement, RAP and the Los Angeles Parks Foundation, a California nonprofit public benefit corporation (“LAPF”), collectively requested funding up to one million, three hundred ten thousand dollars (\$1,310,000) from LA 2028 in support of the City’s 2018 SWIMLA youth aquatic program, with the express understanding that the expended amount would be credited toward the Youth Sport Commitment (defined below); and

WHEREAS, in 2018, RAP successfully doubled the enrollment in SWIMLA from 18,193 in 2017 to 36,073 in 2018; and

WHEREAS, in June 2019, RAP and LAPF collectively requested funding from LA 2028 in the amount of one million, four hundred and fifty-seven thousand, nine hundred fifty-five dollars (\$1,457,955) to support the City's 2019 SWIMLA youth aquatic program and its goal of further expanding enrollment in SWIMLA from 36,073 to 40,000; and

WHEREAS, substantially concurrently herewith, and subject to the approval of the IOC and all other necessary parties, the City and LA 2028 shall enter into the Games Agreement, which establishes that the terms and provisions pertaining to the Youth Sport Commitment shall be set forth in this YSP Agreement; and

WHEREAS, this YSP Agreement – consistent with Section 7.2 of the Host City Contract Principles, which provides for a cash portion of the IOC's contribution to be used by LA 2028 to support projects related to the development of youth and sport-oriented activities to be carried out in the Host City to increase youth sports participation prior to the 2028 Games – structures LA 2028's commitment to invest \$160 million in cash to increase youth sports participation according to terms that provide funding certainty and programmatic discretion for the City ("Youth Sport Commitment"); and

WHEREAS, LA 2028 desires to provide funding to directly support youth participation in quality City youth sport programming in satisfaction of the Youth Sport Commitment; and

WHEREAS, LA 2028 desires to partner with the City to significantly enhance access to sport for the City's youth up to and through the 2028 Games by removing barriers to participation, on the terms and conditions set forth in this YSP Agreement ("2028 Youth Sports Partnership"); and

WHEREAS, addressing barriers to participation include considerations to achieve gender equity, promote inclusive programming for all abilities, and increase access and opportunity for all young people to ensure enduring benefits for all communities in the City of Los Angeles; and

WHEREAS, a 2028 Youth Sports Partnership between the City and LA 2028 shall commence upon execution of this YSP Agreement and continue through the 2028 Games, and shall satisfy LA 2028's Youth Sport Commitment, provided that any prior grants provided by LA 2028 to RAP and/or LAPF through the 2018 SWIMLA Grant Agreement and the 2019 SWIMLA Grant Agreement shall be credited toward the Youth Sport Commitment; and

WHEREAS, the terms of the 2028 Youth Sport Partnership have been developed in collaboration with the City and with the approval of the IOC, and are ultimately memorialized in this YSP Agreement; and

WHEREAS, the City, through RAP, and LA 2028 are entering into this YSP Agreement to memorialize the terms relating to the implementation of the 2028 Youth Sport Partnership, including the material terms to which any grant funds provided hereunder would be subject (each a "YSP Project Plan").

NOW, THEREFORE, in consideration of the mutual benefits to be derived by the Parties, and of the promises contained in this YSP Agreement, the Parties hereby agree as follows:

Section 1. Recitals. The recitals set forth above are fully incorporated into this YSP Agreement.

Section 2. Purpose. The purpose of this YSP Agreement is to set forth certain material terms of the relationship between RAP and LA 2028 that shall be memorialized, implemented, and maintained during the Agreement Term (defined below) with respect to the 2028 Youth Sports Partnership.

Section 3. Cooperation. Pursuant to the terms of the Games Agreement, the Parties shall cooperate with one another in good faith to negotiate, obtain all necessary approvals for, and enter into agreements related to the 2028 Youth Sports Partnership during the Term, including the YSP Project Plan as described herein.

Section 4. Voluntary. This YSP Agreement is voluntarily entered into for the purpose set forth in Section 2 above.

Section 5. YSP Agreement Term. Subject to IOC approval, this YSP Agreement shall become effective on the date of the last signature set forth below by the Parties, and shall remain in effect through September 1, 2028, unless terminated earlier in accordance with Section 14 of this YSP Agreement (the “Agreement Term”), or extended through Amendment as stated in Section 17(d) herein.

Section 6. Definitions. Capitalized terms used herein but not otherwise defined shall have the meanings ascribed to them below.

- (a) “Activities” shall mean all Youth sports-related activities carried out according to the approved annual YSP Project Plan or subsequent amended plan for that year.
- (b) “Adaptive Sport” shall mean recreational, fitness, or sport Activities that are inclusive of persons with disabilities.
- (c) “Applicable Law” shall mean all applicable local, state and federal laws, regulations, Orders, and other governmental actions.
- (d) “Departmental Standards” or “RAP Standards” shall mean RAP’s standards and criteria set forth in *Exhibit A*, including standards and criteria regarding site safety, maintenance, coach training, and Safe Sport.
- (e) “Class” shall mean any Youth fitness class provided by RAP or other RAP Partner Provider, at a Recreation Center or other such facilities where Activities occur, which shall each meet the Quality Youth Sports Criteria and be described in a YSP Project Plan.
- (f) “Direct Costs” shall mean those costs incurred by the Grantee of the type described in *Exhibit B*, and reimbursable at the rates set forth in *Exhibit B*, subject to the terms and conditions of this YSP Agreement. In no case shall Direct Costs include any cost where the payment of which would violate any Applicable Law or otherwise constitute a breach of this YSP Agreement. Upon mutual agreement by the Parties, Direct Costs may be adjusted over time based on actual costs to RAP or RAP Partner Provider, allowing for increased costs for activities to meet RAP Standards, consistent with meeting Quality Youth Sports Criteria defined herein.
- (g) “Eligible Participant” shall mean: (i) any Youth enrolled and participating in a League or Class offered at a Pre-Qualified Recreation Center; or (ii) any Youth enrolled and participating in a League or Class at any Recreation Center in Los Angeles, which is not a Pre-Qualified Recreation Center (or other such sports facility as set forth in a YSP

Project Plan approved by LA 2028 and by City Council), and whose family demonstrates financial need through submission of a Fee Waiver to RAP; or (iii) any Youth enrolled in and participating in a League or Class provided by RAP Partner Providers at either a Pre-Qualified Recreation Center or pursuant to a Fee Waiver.

- (h) “Enrollment Practices” shall mean the systems, procedures, language, and culturally appropriate practices adopted by RAP from time to time and as described in *Exhibit C*, which are designed to (i) facilitate public awareness of the Quality Youth Sports offered at Recreation Centers or other such facilities where Activities occur, (ii) facilitate or simplify in-person and online registration, and (iii) encourage feedback, provided that there is no additional resource impact or fee to RAP or the end-user.
- (i) “Fee Waiver” shall mean the self-certification form by which financial need shall be assessed, in substantially the same form as *Exhibit D* attached hereto. Each Fee Waiver shall include certification that the Youth participant is eligible to receive and/or receives a free or reduced lunch at the public or private school attended by such Youth (which school shall be identified on Fee Waiver).
- (j) “Grantee” shall mean the City acting through RAP pursuant to the terms and conditions of this YSP Agreement.
- (k) “League” shall mean any Youth sport league provided by RAP or other RAP Partner Provider, at a Recreation Center or other such facilities where Activities occur, which meet the Quality Youth Sports Criteria and is described in a YSP Project Plan approved by LA 2028.
- (l) “Orders” shall mean the provisions of the City’s charter, ordinances, and rules; laws and regulations; and any orders, writs, judgments, decrees, determinations, or awards to which the City or RAP is a party.
- (m) “Pre-Qualified Recreation Center” shall mean those Recreation Centers located in neighborhoods where the median household income is under \$70,000 within a half-mile radius, in accordance with the California State Parks Community Fact Finder. Pre-Qualified Recreation Centers will be identified in the annual YSP Project Plan and selection will prioritize sites where increased investments promote equitable access to sports and fitness opportunities. Subject to mutual agreement by the Parties, the Parties may adjust or re-classify how Pre-Qualified Recreation Centers are pre-qualified in order to increase participant access or to adjust for capacity, provided that LA28 shall provide the IOC with notice prior to any such adjustments or reclassifications.
- (n) “Program Year” shall mean (i) the period commencing upon the Effective Date of the YSP Agreement through June 30, 2020 for the first Fiscal Year of the Agreement Term; (ii) any subsequent twelve-month period from July 1 through June 30 thereafter during the Agreement Term; or (iii) the period commencing July 1, 2028 and concluding September 1, 2028 for the final Fiscal Year of the Agreement Term.
- (o) “Quality Youth Sports” shall mean City approved Classes, Leagues, and Signature Youth Sport Programs, which meet or exceed the Quality Youth Sports Criteria, offered by RAP and RAP Partner Providers.

- (p) “Quality Youth Sports Criteria” shall mean the RAP Standards with respect to site safety, maintenance, coach training, and Safe Sport (as specified in *Exhibit A*); and Enrollment Practices for participants (on-line or in person and as specified in *Exhibit C*).
- (q) “RAP Partner Provider” shall mean third-party sport and fitness program providers that are selected by RAP to enhance, complement, or otherwise provide City Leagues, Classes, and Signature Youth Sport Programs. The Parties agree that RAP Partner Providers must comply with the requirements in this YSP Agreement unless otherwise specified.
- (r) “Recreation Center” shall mean any and all of the one hundred twenty-three (123) recreation centers currently managed by RAP in the City, as well as any new centers that may be developed or added to the Department during the Agreement Term.
- (s) “Safe Sport” shall mean RAP’s implementation of the education and response recommendations developed with, and approved by, the U.S. Center for SafeSport to protect athletes from emotional, physical, and sexual misconduct by informing and training participants, parents and guardians of participants, coaches, officials, volunteers, and staff related to youth sports programs and establishing an effective response and resolution mechanism.
- (t) “Seasonal Sports Schedule” shall mean the combined schedule of Leagues and Classes provided at Recreation Centers by RAP or other RAP Partner Provider identified in a YSP Project Plan approved by LA 2028. The Seasonal Sports Schedule shall be divided into four program seasons consisting of fall, winter, spring, and summer seasons.
- (u) “Special Fund” shall mean the Youth Sports Program Fund that is created and established within the City’s Treasury for the receipt, retention, and disbursement of funding received by the City pursuant to this YSP Agreement.
- (v) “Signature Youth Sports Program” shall mean any new or substantially reorganized RAP offering of sport or Adaptive Sport for Youth, including offerings delivered in conjunction with a RAP Partner Provider, which shall meet the Quality Youth Sports Criteria and be described in a YSP Project Plan.
- (w) “Start-Up Costs” shall mean the costs associated with creating or substantially reorganizing Youth and sport-oriented programs.
- (x) “Trained Coaches” shall mean each sports instructor or coach of Activities, whether paid or volunteer, who is certified in accordance with *Exhibit A*.
- (y) “Youth” shall mean an individual who is under the age of eighteen (18) on the first day of the League, Class, or other such Activity identified in an approved YSP Project Plan.
- (z) “YSP Project Plan” shall mean the annual written project plan which shall be submitted by the City to LA 2028 to approve or reject each year as set forth in Section 9(b) during the term of this YSP Agreement, and which shall meet the terms of this YSP Agreement, including specifications mutually agreed upon by the Parties for fund allocations by LA2028. Within 30 days of a YSP Project Plan’s approval, LA 2028 shall provide notice to the IOC of such YSP Project Plan’s approval and content.

Section 7. Roles and Responsibilities.

(a) LA 2028 Availability of Grant Funds. During the term of this YSP Agreement, LA 2028 shall make available \$160,000,000 to the City, less the SWIMLA Grants expended in 2018 and 2019, as recited above, to be paid for YSP Project Plan Grants (“Grant Funds”) on the terms and conditions set forth in Section 8 below.

(b) RAP Provision of Quality Youth Sports. During the Agreement Term:

- (i) RAP shall provide Leagues and Classes at all Recreation Centers within the City, subject to availability, capacity, maintenance needs, or infrastructure conditions at each Recreation Center;
- (ii) RAP shall offer Leagues across all Recreation Centers within the City following the Citywide Seasonal Sports Schedule (subject to availability, capacity, maintenance needs, or infrastructure conditions at each Recreation Center);
- (iii) RAP shall develop, implement and maintain Enrollment Practices designed to encourage and maximize broad-based youth participation in RAP offerings; and
- (iv) RAP shall maintain each Recreation Center and YSP Sport offering in accordance with RAP Standards.

Section 8. Grant Funds.

(a) Available Funding. Subject to adjustments set forth in this Section 8, for each Fiscal Year throughout the Agreement Term, LA 2028 shall make available \$19,200,000 (see **Exhibit E**) to fund the YSP in accordance with a disbursement request amount included in the annual YSP Project Plan for that Fiscal Year.

(b) Funding Schedule. LA 2028 shall provide funding on a quarterly basis, consistent with a disbursement request included in any annual YSP Project Plan that has been approved by LA 2028, and the City shall deposit such funding into the Special Fund dedicated to YSP. Notwithstanding anything herein to the contrary, if any funds from the prior fiscal year are unencumbered in the Special Fund account, LA 2028 may reduce the annual funding amount by the amount of unencumbered funds to offset the Special Fund balance.

(c) Credit towards LA 2028 Youth Sports Commitment. Each quarterly payment shall be credited towards the total LA 2028 Youth Sports Commitment.

(d) Funding for Direct Costs. Unless otherwise provided in this YSP Agreement, the City may use Grant Funds available for each Fiscal Year to offset the Direct Costs in accordance with the City’s YSP Project Plan for a given Fiscal Year as specified in **Exhibit B**. Subject to the terms and conditions of this YSP Agreement, the City may also use Grant Funds for Direct Costs related to Signature Youth Sports Programs described in a LA 2028 approved YSP Project Plan for a given Fiscal Year. The Parties acknowledge and agree that the majority of any year’s Grant Funds shall be reserved for use by RAP to offset Direct Costs of participation in Quality Youth Sport Leagues and Classes, and the City shall target 20% of the Grant Funds available for a given Fiscal Year for Direct Costs related to Signature Youth Sports Programs described in Section 6(v); provided that the Parties acknowledge that if

the proposed Signature Youth Sports Programs for a given year includes new or substantially reorganized RAP offering of Adaptive Sport for Youth then higher Direct Costs associated with such new offering(s) of Adaptive Sport for Youth may cause the City to exceed the 20% target.

(e) Funding for Other Costs. Notwithstanding anything herein to the contrary, the City may use up to 4% of total Grant Funds, six million four hundred thousand dollars (\$6,400,000) to recoup or otherwise cover expenses that are consistent with the Parties' shared goal to increase the number of City youth participating in sport and fitness programs but do not qualify as Direct Costs, including but not limited to community engagement and outreach, program Start-Up costs, Safe Sport, marketing, program branding, and reporting requirements ("Other Costs"). The City shall have broad discretion and unilateral control over how these funds are expended to support the above stated goals, as described in the YSP Project Plan for any given Fiscal Year. LA 2028 shall pay the City the Other Costs in quarterly payments as necessary to support each approved YSP Project Plan. Other Costs may vary from year to year, however the total amount available for Other Costs over the term of the YSP Agreement shall not exceed \$6,400,000. These Grant Funds for Other Costs shall be credited towards LA 2028's total commitment for YSP.

(f) Identified Unrequested Funds. For the avoidance of doubt, to the extent funds are identified and made available by LA 2028 pursuant to Section 8(a), but not requested by the City and funded by LA 2028 pursuant to an approved YSP Project Plan (the "Identified Unrequested Funds"), such Identified Unrequested Funds shall not be deemed credited towards the total LA 2028 Youth Sports Commitment in accordance with Section 8(c) until such time as the Identified Unrequested Funds are requested and funded in accordance with the terms of this YSP Agreement. Notwithstanding anything to the contrary contained herein, to the extent in any given year there are Identified Unrequested Funds, such funds shall remain available for request by the City in accordance with the terms of this YSP Agreement in any subsequent year until funded, provided, commencing with the fourth annual YSP Project Plan, such subsequent YSP Project Plan requests shall not exceed the greater of (x) \$30 million and (y) the sum of the annual available funding pursuant to Section 8(a) plus any remaining Identified Unrequested Funds from prior years that have not been the subject of a prior YSP Project Plan request.

(g) Prior and Current Year Grants. For Fiscal Year 2019-2020, the available Grant Funds will be reduced by the total sum of any prior and current year grants received from LA 2028, which is calculated as: (A) funding provided by LA 2028 under the terms of the 2018 SWIMLA Grant, plus (B) the actual amount to be funded by LA 2028 under the terms of the 2019 SWIMLA Grant. The sum of prior and current grant amounts received from LA 2028 shall be credited toward the total funding to be provided under the LA 2028 Youth Sports Commitment.

Section 9. YSP Project Plan.

(a) Requirements. The City shall have broad programmatic discretion over youth sports programs and activities to be provided under a YSP Project Plan for any given Fiscal Year, provided that the youth sport programs and activities meet LA 2028's requirements as set forth below:

- (i) Approval by the City Council. Each YSP Project Plan shall specify the Seasonal Sports Schedule and Signature Youth Sports Programs for which Grant Funds are being requested. The City's YSP Project Plan for each Fiscal Year must obtain the City Council's approval.
- (ii) Preference for Olympic and Adaptive Sports. Subject to the terms and conditions of this YSP Agreement, the City may use Grant Funds available for a given Fiscal Year to establish, operate, and otherwise provide youth sport programs and

activities that are neither Olympic nor adaptive sports. Notwithstanding the foregoing, for proposed Signature Youth Sports Programs, the City shall (i) make best efforts to include Olympic and adaptive sports that are anticipated to be part of the 2020, 2024, or 2028 Olympic and Paralympic Games sports program and (ii) shall work in good faith on proposed Signature Youth Sports Programs with any National Governing Board NGB (NGB) that seeks to develop and promote with the City Olympic and Paralympic sports.

- (iii) Tracking Participants. The City shall track a yearly increase in the number of Eligible Participants resulting from the use of Grant Funds. The City shall use the 2018-2019 participation counts provided by RAP as a baseline figure to serve as a starting point for measurement purposes (provided in **Exhibit F**).
- (iv) Safety. The safety of the YSP participants is the Parties' highest priority. No later than one year from the date of this YSP Agreement's execution, the City shall provide the Safe Sport program in connection with all Activities by RAP and any RAP Partner Providers through the term of this agreement, provided, however, that the U.S. Center for SafeSport has worked with the City in good faith, and in a timely manner, on the development and approval of the program.

(b) Submittal Process.

- (i) Timeline for Submission of Annual Requests for YSP Funds. No later than January 31, 2020 with respect to Fiscal Years 2019-2020 and 2020-2021, and no later than October 1 of each subsequent calendar year during the Agreement Term through October 1, 2027, RAP may submit to LA 2028 YSP Project Plans which have all elements of the YSP Project Plan and satisfy all of the requirements of this YSP Agreement.
- (ii) Timeline to Approve or Reject Annual YSP Project Plan Requests. With respect to YSP Project Plans submitted in accordance with Section 9(b)(i) above, LA 2028 shall approve or reject YSP Project Plans for Fiscal Years 2019-2020 and 2020-2021 within 14 days of receipt, and thereafter by November 1st of each full calendar year during the Term (or within 30 days of receipt if RAP has submitted a YSP Project Plan prior to October 1). If rejected, the City shall have an opportunity to amend and resubmit the YSP Project Plans within four (4) weeks of receiving a rejection notice from LA 2028 pursuant to Section 17(a). LA 2028 shall approve or reject the amended YSP Project Plans within ten (10) calendar days of receipt.
- (iii) Grant Request Requirements. RAP shall submit all of the following items for approval by LA 2028 in connection with each annual YSP Project Plan:

The proposed annual YSP Project Plan, in a form mutually agreed upon by the Parties.

A proposed Seasonal Sports Schedule in substantially the form attached hereto as **Exhibit G**, provided that: (i) the Seasonal Sports Schedule shall reflect Leagues and Classes; and (ii) Leagues are offered at Recreation Centers throughout the City (subject to Section 7(b)(ii)).

A proposed request for disbursement of YSP Funds to cover the Direct Costs for

each season described in the Seasonal Sports Schedule (“Seasonal Advance Funding”) associated with the reasonably anticipated enrollment of Eligible Participants for each season, which enrollment figures shall be reasonably determined by RAP acting in good faith and informed by past enrollment figures (“Anticipated Enrollment”). Each request for Seasonal Advance Funding shall include the payment schedule of requests for Seasonal Advance Funding in the annual YSP Project Plan.

The amount of Seasonal Advance Funding for each season shall be the sum of (x) the Anticipated Enrollment for such season at each Recreation Center multiplied by \$180 for Leagues, (y) the Anticipated Enrollment for such season at each Recreation Center multiplied by \$80 for Classes, and (z) the unit costs for aquatic classes and aquatic leagues (the “Aquatic Costs”). The Aquatic Costs have not yet been defined, but the Parties agree (i) to work together in good faith to define the Aquatic Costs and (ii) that the City may submit the Aquatic Costs as a part of the Signature Youth Sports Program, for a given Fiscal Year in the YSP Project Plan for that Fiscal Year.

A compliance certificate executed by the General Manager of RAP, or their designee, certifying the following matters have been met through reasonable efforts and substantially demonstrate compliance, including:

1. This YSP Project Plan does constitute a legal, valid and binding obligation of RAP;
2. The representations and warranties set forth in the compliance certificate are true and correct as of the date of certification and will be true and correct for the duration of the Program Year;
3. RAP has not, and shall not, collect more than \$10 from each Eligible Participant directly for participation in any of the Activities described in the Project Plan. By mutual approval of the parties, this fee may be adjusted over time based on actual costs to RAP or RAP Partner Providers, allowing for increased costs for activities to meet RAP Standards, consistent with meeting Quality Youth Sports Criteria;
4. The YSP Project Plan complies with all requirements of the YSP Agreement;
5. RAP has not entered into, and shall not enter into, any agreement, understanding or arrangement which would grant commercial sponsorship, affiliation or other identification rights of any kind or description with respect to the 2028 Games, LA 2028, the USOPC, the IOC, to any supplier of goods or services or to any other person or entity;
6. RAP does not and shall not discriminate on the basis of race, color, national origin, age, sex, sexual orientation, marital status, creed, religion, citizenship, ancestry or political affiliation; and

7. No audit, investigation, proceeding or other inquiry known to RAP as of the even date herewith is pending by the Internal Revenue Service, the Franchise Tax Board or the Attorney General of any state with respect to RAP.
- (iv) Quality Sport Program Certification. No later than one month prior to the commencement of any Program Year, RAP shall submit a certificate of compliance (“Quality Sport Program Certification”), certifying that all sports programming for Youth described in the YSP Project Plan meets Quality Youth Sports Criteria as of the date of certification, and will continue to meet Quality Youth Sports Criteria during the Program Year.
 - (v) Third Parties. Subject to the requirements set forth in this YSP Agreement, RAP may subcontract with RAP Partner Providers; provided that such RAP Partner Providers are referenced in the relevant YSP Project Plan.

Section 10. Requirements for the Expenditure of Grant Funds.

(a) All Grant Funds are to be expended solely for the purposes, activities, items, contractors (if any), and estimated amounts outlined in the respective YSP Project Plan approved by LA 2028.

(b) All Grant Funds must be expended for public purposes.

(c) The Grantee shall act in accordance with the fiduciary duty attached to the receipt and expenditure of Grant Funds intended to benefit the public. Consistent with that fiduciary duty and the public trust from which it flows, the Grantee shall ensure the proper expenditure at all levels of all Grant Funds pursuant to this YSP Agreement. All expenditures shall be the result of arm’s length transactions and not the result of, or motivated by, self-dealing on the part of the Grantee or LA 2028, or any employee or agent of the Grantee or LA 2028. The Grantee shall not offer or provide money, the promise of advantage, or other things of value directly or indirectly to anyone in order to unlawfully influence any decision or action relating to a YSP Project Plan, the Grantee, or LA 2028.

(d) In addition to the limitations set forth above, Grant Funds may never be used:

- (i) To support a political campaign, party, or candidate for public office, or to influence the outcome of any specific public election, or to carry on, directly or indirectly, any voter registration drive;
- (ii) To support or attempt to influence any government legislation, or carry on propaganda, within the meaning of Section 4945(d)(1) of the Internal Revenue Code;
- (iii) In violation of, or in support of activities violating, Applicable Law;
- (iv) To make a sub-grant which does not comply with Section 4945(d)(3) or (4), or for purposes other than those specified in Section 170(c)(2), of the Internal Revenue Code (26 U.S.C. §§1 et seq.); and
- (v) To undertake any activity for any purpose other than one specified in Section 170(c)(2)(B) of the Internal Revenue Code.

Section 11. Insurance, Risk Management.

(a) The City agrees that no later than the Effective Date and for the duration of this YSP Agreement, and for such period after during which claims may reasonably be expected and in accordance with the applicable statute of limitations, on behalf of itself and any RAP Partner Providers, contractors or subcontractors, the City shall self-insure against all risks and any potential errors or omissions with respect to the Quality Youth Sports, Activities, facilities (including Recreation Centers and any third party facilities where Activities may occur), or the activities of the City, its employees, or any RAP Partner Providers, contractors or subcontractors. This YSP Agreement will serve as evidence of such self-insurance.

(b) The City shall waive its right to recover damages against LA 2028 or any of its officers, directors or employees for any loss, damage or liability against which the City has agreed to self-insure under Section 11(a).

Section 12. Reconciliation.

(a) Reconciliation Requirements. Commencing July 1, 2020 and at the end of each Fiscal Year thereafter, RAP shall certify actual expenditures in accordance with Section 12(b) below, actual participation rate calculated in accordance with Section 12(c) below, no supplantation in accordance with Section 12(d) below, qualification of participants, and compliance with this YSP Agreement, with respect to each YSP Activity, as compared to the YSP Project Plan. The City Administrative Officer (“CAO”), or their designated representative, shall validate such certification no later than September 1 (i.e., no later than sixty (60) days following the conclusion of the Fiscal Year) in accordance with a form or process mutually agreed upon by the Parties.

(b) Actual Expenditures. RAP shall calculate the actual amount expended or encumbered at each Recreation Center using Grant Funds for each category of Direct Costs specified in Exhibit B, as well as all other Direct Costs and Other Costs expended by RAP under the YSP Project Plan at each Recreation Center, and shall include the calculation of such actual expenditures or encumbrances in the certification provided for in Section 12(a). For Direct Costs and Other Costs expended or encumbered by RAP that are not included in any Recreation Center, RAP shall also include the calculation of such actual expenditures or encumbrances in the certification provided for in Section 12(a).

(c) Actual Participation Rate. The actual participation rate of Eligible Participants will be calculated by: (i) confirming the correct classification of Eligible Participants; and (ii) adding (x) the number of Eligible Participants enrolled in each League and Class at one of the Pre-Qualified Recreation Centers, and (y) the number of Eligible Participants enrolled in the Leagues and Classes set forth in a YSP Project Plan at the remaining Recreation Centers identified in the YSP Project Plan who completed and submitted an approved Fee Waiver.

(d) No Supplantation. RAP shall use best efforts to maintain existing funding that RAP and third-party grantors have provided to each Recreation Center to support access to youth sport throughout the entire period of this YSP Agreement and agrees that Grant Funds shall be used to supplement, not supplant, any existing baseline funding. RAP shall provide RAP's FY 2019-2020 approved budget and all subsequent annually approved RAP budgets during the Term. As part of the reconciliation process pursuant to Section 12(a) above, RAP shall annually provide the following calculations of baseline funding provided to support all of RAP's youth sport programs: 1) approximate budget allocation to support youth sport programs by recreation center (including budgeted positions); 2) all other third-party grantors; and 3) any other sources, included fees for service, in accordance with a form or process

mutually agreed upon by the Parties.

(e) Excess Funds. Should the amount of Grant Funds provided by LA 2028 to RAP under any YSP Project Plan exceed the actual expenditures provided for in Section 12(b) and incurred in the Grant Period, the excess funds (“Excess Funds”) shall be retained in the Special Fund to be used by RAP during the Agreement Term in connection with the subsequent LA28 approved YSP Project Plan and/or Seasonal Advance Funding Requests.

(f) Remaining Funds. Notwithstanding Section 12(d), up to \$10 million of (i) funding provided by LA 2028 for the YSP which remains unspent in the final Fiscal Year of the Agreement Term and (ii) any Identified Unrequested Funds shall be available for a YSP Project Plan for Fiscal Year 2028-2029 and shall be credited towards LA 2028’s total commitment for the YSP, provided that the City’s use of any remaining Grant Funds as set forth in this Section is approved by LA 2028 pursuant to the terms of this YSP Agreement. Upon the expiration or termination of this YSP Agreement, any Identified Unrequested Funds and Excess Funds (the “Remaining Funds”) shall be transferred to LA 2028’s lawful successor entity that will distribute the Remaining Funds to the RAP programs that are designed to promote youth sports in the City.

Section 13. Transparency and Accountability.

(a) Annual Report. By September 30 of each year of the Agreement Term (including any extension of the YSP for Fiscal Year 2028-2029 in accordance with Section 12(f) above), the City shall annually make a report of the prior Program Year available to the public (the “Annual Report”). The Annual Report shall include the following information: (1) The City’s account for its use of Grant Funds in the prior Program Year as provided for in Section 12(b); and (2) a key-performance-indicators (“KPIs”) section with a specific focus on determining whether the objective of increasing access to and participation in youth sport programming was successful under the annual YSP Project Plan as evidenced by providing data on the KPIs included in *Exhibit H*. If the Annual Report does not specify the methodology used by the City to measure achievement of KPIs, the City shall separately provide such information to LA 2028. The Parties agree that in no event shall the City rely on an auditor to prepare any Annual Report that is then also contracted to provide auditing or accounting services to LA 2028.

(b) Quality Assurance. RAP has identified certain internal mechanisms to ensure RAP compliance with its safety and maintenance practices, described in further detail in *Exhibit I* (“Internal QA Function”). During the Term, RAP shall maintain compliance with all RAP Standards and YSP Project Plan Requirements. The Internal QA Function shall regularly monitor RAP’s compliance with all RAP Standards and YSP Project Plan Requirements.

(c) Books and Records. Grantee shall maintain complete, accurate, and current operating and financial books, records, and related documentation with respect to all Activities which are the subject of Grant Requests during the Term or the performance of this YSP Agreement. During the Term and for five (5) years thereafter, LA 2028 (and following its dissolution, the IOC) shall have the right to inspect, review, and copy Grantee’s books, records, and other documents for purposes of verifying actual participation levels incurred in delivering Activities and general compliance with any other terms of this YSP Agreement or any YSP Project Plan at any time, at LA 2028’s/the IOC’s sole discretion. All costs of performing such inspection or audit shall be borne by LA 2028/the IOC, and exclude the use of any Grant Funds to do so.

(d) LA 2028 Reports. RAP acknowledges that LA 2028 is required to appear quarterly and/or upon request before the City Council to provide a briefing on, inter alia, LA 2028’s support for youth sport programs increasing access to sport for City youth. LA 2028 may submit its annual report

articulating support for such programs, as part of its reporting requirement to the City as set forth in the 2017 MOU. Additionally, LA 2028 has reporting requirements to its Board of Directors and to the IOC regarding the same. RAP agrees to cooperate fully and timely with any reasonable LA 2028 requests for data and information reasonably necessary for LA 2028 to fulfill such requirements. RAP further acknowledges that LA 2028 may share any publicly available data or information provided under this YSP Agreement with its accountants, attorneys, advisors, representatives, agents, and affiliates and other third parties (including without limitation the IOC and International Paralympic Committee). Notwithstanding the foregoing, no data or information may be shared that can be used to distinguish or trace an individual's identity, either alone or when combined with other information that is linked or linkable to a specific individual, unless the data or information has been anonymized in a manner sufficient to ensure that the data or information is not capable of re-identification with the specific individual.

Section 14. Termination. This YSP Agreement shall automatically terminate upon the occurrence of any of the following events: (i) upon the expiration of the Agreement Term; (ii) the termination of the Host City Contract; or (iii) the express written agreement of each of the parties hereto to terminate this YSP Agreement.

Section 15. Survival. Section 12(e) and Sections 16 and 17 shall survive the Agreement Term or termination of this YSP Agreement.

Section 16. Dispute Resolution. Any dispute involving this YSP Agreement or any YSP Project Plan will be resolved in accordance with the procedures specified in *Exhibit J* attached hereto.

Section 17. General Provisions.

(a) **Notices.** Any notices or reports relating to this YSP Agreement, and any request, demand, statement, or other communication required or permitted hereunder, shall be in writing and shall be delivered to the Parties at their respective addresses set forth in *Exhibit K*. Each Party shall promptly notify every other Party of any change of contact information, including personnel changes, provided in *Exhibit K*. Written notice shall include notice delivered via email or facsimile. A notice shall be deemed to have been received on: (i) the date of delivery, if delivered by hand during regular business hours, or by confirmed facsimile or by email; or (ii) on the third (3rd) business day following mailing by registered or certified mail, return receipt requested, to the addresses set forth in *Exhibit K*.

(b) **Relationship of Parties.** The Parties are and shall remain at all times, as to each other, wholly independent entities. No Party shall have power to incur any debt, obligation, or liability on behalf of another Party unless expressly provided to the contrary by this YSP Agreement. No employee, agent, or officer of a Party shall be deemed for any purpose whatsoever to be an agent, employee, or officer of another Party.

(c) **Assignment.** No Party may assign any of its rights or delegate any of its obligations hereunder without the prior written consent of the other Party. This shall be binding upon and inure solely to the benefit of each Party and its successors and permitted assigns, and nothing in this YSP Agreement, express or implied, is intended to or shall confer upon any other person any rights, benefits, or remedies of any nature whatsoever under or by reason of this YSP Agreement.

(d) **Amendment; Waiver.** Subject to written approval by the IOC, the terms and provisions of this YSP Agreement shall be binding upon the Parties and may not be amended, modified, or waived, except by an instrument in writing signed by each of the Parties and approved by the IOC. Waiver by any Party to this YSP Agreement of any term, condition, or covenant of this YSP Agreement shall not

constitute a waiver of any other term, condition, or covenant. Waiver by any Party of any breach or violation of any of the provisions of this YSP Agreement shall not constitute a waiver of any breach or violation of any other provision of this YSP Agreement, nor a waiver of any subsequent breach or violation of any provision of this YSP Agreement.

(e) Indemnification. City shall defend, indemnify, and hold harmless LA 2028 and its board, officers, agents, affiliates, employees, assigns, and successors in interest from and against all lawsuits and causes of action, claims, losses, demands, and expenses, including, but not limited to, damages, or liability of any nature whatsoever, for death or injury to any person, or damages or destruction of any property of any third parties, or arising in any manner out of or incident to the preparation, arranging, performance, or sponsoring of this YSP Agreement, by reason of an act, error, or omission by RAP, and/or of its commission, officers, agents, employees, assigns, and successors in interest. The rights and remedies provided in this Section shall not be exclusive, and are in addition to any other rights and remedies provided by law or under this YSP Agreement. This provision will survive expiration or termination of this YSP Agreement.

(f) Entire Agreement. This YSP Agreement constitutes the entire agreement among the Parties with respect to the subject matter hereof and supersedes all prior or contemporaneous agreements, whether written or oral, with respect thereto, provided that nothing in this YSP Agreement shall be deemed to supersede or otherwise modify all or any terms of the following: (i) the Games Agreement and any exhibits attached thereto; and (ii) the Host City Contract, any joinders to the Host City Contract, and any exhibits attached thereto.

(g) Non-Recourse. No obligation of LA 2028 or the City under this YSP Agreement constitutes an obligation of, and no recourse, claims, actions, rights to sue, or other remedies shall be had against, any trustee, director, officer, employee, volunteer, agent, consultant, member, attorney, representative, or independent contractor of LA 2028, or the City for any obligations arising out of this YSP Agreement. No trustee, director, officer, employee, volunteer, agent, consultant, member, attorney, representative, or independent contractor of LA 2028, or the City, shall have any personal liability or obligation for any act or omission of LA 2028 or the City, whether arising out of this YSP Agreement or otherwise in connection with any of the transactions contemplated hereby or thereby or any other matter related to the 2028 Games.

(h) Disclaimer. It is expressly understood by the Parties that no director, member, officer, employee, or other representative of any of the Parties shall incur any financial responsibility or liability of any kind or nature whatsoever in connection with this YSP Agreement, or any amendment and/or subsequent agreement regarding the subject matter hereof. LA 2028 shall have no liability for any debts, liabilities, deficits, or cost overruns of the Grantee. The Parties agree that the liability of LA 2028 hereunder shall be limited to the payment of this Grant pursuant to the terms and conditions of this YSP Agreement. Any contracts entered into or other obligations or liabilities incurred by the Grantee in connection with any Activities or otherwise relating to this YSP Agreement, or any YSP Project Plan provided pursuant to the terms of this YSP Agreement, shall be the sole responsibility of such Party, and LA 2028 shall have no obligation or liability whatsoever thereunder or with respect thereto. In no case shall LA 2028 be liable to the Grantee or any third party for consequential damages.

(i) No Third-Party Beneficiary. Except as expressly provided in Section 17(k), "IOC Approval," and Section 17(m), "Recovery Solely Against LA 2028," no third-party is intended to be, or shall be deemed to be a beneficiary of any provision of this YSP Agreement.

(j) Information and Knowledge Management. The Parties acknowledge Section 29.2 of the

Host City Contract - Principles, and RAP agrees to cooperate with LA 2028 and facilitate the implementation of appropriate policies and protocols which are compliant with Applicable Laws to facilitate the transfer of “Games Information Knowledge and Expertise” in accordance with LA 2028’s information knowledge strategy and policies.

(k) IOC Approval Required. The Parties acknowledge that the understandings set forth in this YSP Agreement are subject to the written approval of the IOC and shall not be binding upon any Party unless and until such written approval is obtained. The Parties further acknowledge that any Section 17(c) written consent provided by a Party to allow the other Party to assign any of its rights or delegate any of its obligations hereunder is subject to the prior written approval of the IOC and shall not be binding upon any Party unless and until such written approval is obtained.

(l) Marketing or Publicity Rights. The City will regularly consult and collaborate with LA 2028 on the brand identity and marketing of the YSP and will provide LA 2028 such information regarding the City’s plans with respect thereto as may be reasonably required by LA 2028. The City may not affiliate itself, or their respective staff or partners, with the United States Olympic and Paralympic Properties, LLC (“USOPP”) or any other official Olympic and/or Paralympic organization, including the IOC, International Paralympic Committee, USOPC, and any joint venture or similar entity with any such party (each a “Games Entity”) or use any marks or brands associated with the commercial properties of any Games Entity without the prior, express, written consent of LA 2028, subject to the understanding that any such consent may be conditioned on the City providing LA 2028 such information as may be reasonably required by LA 2028 in order to evaluate the City’s request. LA 2028, the USOPC, and the IOC may not affiliate itself or their respective staff or partners, with the City or use any marks or brands associated with the City without the prior, express, written consent of the City; provided, however, that approval for the IOC to publish promotional materials relating to the Activities, or any YSP Agreement provided hereunder, shall not to be unreasonably withheld, conditioned or delayed. Nothing in this YSP Agreement shall be construed as giving any Party the right to advertise or publicize its affiliation or relationship with the other Party, or represent or imply that any product or service provided has been endorsed or approved by them, including by publishing or issuing any statement (factual or otherwise) about LA 2028 or the City of LA, without prior written consent. Neither Party shall have a right to use any trademarks, logos, or other intellectual property of the other without their prior, express, written consent. LA 2028 shall obtain express written consent from City affirming parental consent or waiver prior to publishing photos of minors. Nothing herein is intended to prevent the IOC from promoting the importance of the YSP to the success of the 2028 Olympic and Paralympic Games or from providing general news coverage of the YSP through the IOC’s media channels.

(m) Recovery Solely Against LA 2028. The Parties acknowledge and agree that RAP shall have no right of recovery of any kind against USOPP, the USOPC, or the IOC, or any affiliate, director, officer, employee, consultant, or independent contractor of any of USOPP, the USOPC, or the IOC under this YSP Agreement, and that its sole and exclusive recourse or remedy for any claims, demands, actions, suits, or other proceedings under this YSP Agreement shall be against the assets of LA 2028 only. Each of USOPP, the USOC, and IOC shall be a third-party beneficiary of this Section with full rights of enforcement thereof. This provision will survive expiration or termination of this YSP Agreement.

(n) Governing Law. This YSP Agreement has been negotiated, executed, and delivered and will be performed in the State of California, and shall be governed by and construed in accordance with its laws.

(o) Interpretation. References in this YSP Agreement to any gender include references to all genders, and references to the singular include references to the plural and vice versa. Unless the context

otherwise requires, the words “include,” “includes,” and “including” when used in this YSP Agreement shall be deemed to be followed by the phrase, “without limitation.” Unless the context otherwise requires, references in this YSP Agreement to Sections, Annexes, Exhibits, and Schedules shall be deemed to be references to Sections of, and Annexes, Exhibits and Schedules to this YSP Agreement. Unless the context otherwise requires, the words “hereof,” “hereby,” and “herein,” and words of similar meaning when used in this YSP Agreement, refer to this YSP Agreement in its entirety and not to any particular Section or provision of this YSP Agreement.

(p) Counterparts. This YSP Agreement may be executed in any number of counterparts, each of which shall be an original, but all of which taken together shall constitute but one and the same instrument. This YSP Agreement is being executed in three (3) originals, each of which is deemed to be an original.

IN WITNESS WHEREOF, the Parties hereto have caused this YSP Agreement to be executed by their duly authorized representatives and affixed as of the date of signature of the Parties:

Executed this 16th day
of September, 2020

THE CITY OF LOS ANGELES, a municipal corporation, acting by and through its DEPARTMENT OF RECREATION AND PARKS

By *M. Shull*
GENERAL MANAGER

Executed this 18th day
of September, 2020

LOS ANGELES ORGANIZING COMMITTEE FOR THE OLYMPIC AND PARALYMPIC GAMES 2028

By *Casey Wasserman*
Name: Casey Wasserman
Title: Chairperson

MICHAEL N. FEUER,
City Attorney

Attest: HOLLY L. WOLCOTT, CITY CLERK

Date: 9/23/2020

Date: 9/18/2020
By: *Daniel Kreinbring*
Name: Daniel Kreinbring
Title: Deputy City Attorney

By: *Holly L. Wolcott* 
Deputy City Clerk

Exhibit A

Department Standards for Quality Youth Sports - Clean & Safe Parks

Site Safety

RAP is committed to providing safe, accessible, and well maintained parks. The rules and regulations for all City Parks are codified in the City's Municipal Code, governed by the RAP Board of Commissioners and the Los Angeles City Council. Primary enforcement of all safety rules are handled by RAP's Park Ranger Division who collaborates closely with the Los Angeles Police Department (LAPD), Los Angeles Fire Department (LAFD), and other appropriate government agencies to ensure parks remain safe. RAP's Ranger Division has developed working relationships with LAPD Senior Lead Officers and the City Attorney's Neighborhood Prosecutors at all 22 LAPD stations and in each of RAP's three regional divisions: Metro, Pacific and the Valley Shoreline.

Through this collaboration, park rangers attend a weekly crime briefing at LAPD stations to exchange information on potential developing crime patterns or other issues that may affect safety for our patrons. The data shared at these meetings informs the deployment of shared resources by LAPD detectives and officers at parks across the City.

Members of the public are routinely encouraged to report safety concerns directly to Park Rangers, LAPD or through the City's 311 or 911 emergency operation divisions.

Maintenance

Maintenance and infrastructure care, especially lighting, plays a significant role in keeping our parks safe. RAP continues to replace and add LED lighting at every park in the City to provide a brighter more focused reliable light source. LED lighting is also effective in reducing required maintenance.

All Parks and facilities shall be maintained at a level free of excessive litter, debris, and graffiti. Restrooms shall be kept clean, sanitary, and well-stocked during all park hours. All known maintenance issues shall be addressed in a timely manner to prevent disruption or impact of any recreational program.

All members of the public are able to report maintenance concerns directly to on site park recreation staff, maintenance crews, park rangers or through the City's 311 system or through the Department's on line-app

Coaches Training and Standard

Vetting for Volunteer Coaches:

All RAP volunteer coaches are currently vetted through a mandatory Volunteer Application process. A volunteer, who is not already registered in the system, receives a Volunteer Application form; fills out the application in person or on line at home or at the local recreation center.

RAP Human Services Division (HR) receives the on-line application and e-reminds the applicant to get fingerprinted. The applicant must then schedule a Live Scan appointment to get fingerprinted by a Department Live Scan technician at one of several Live Scan RAP locations. The applicant waits for Department of Justice (DOJ) report that is sent to HR. HR reviews the report to determine if the volunteer is cleared to volunteer. A volunteer is not authorized to coach until their fingerprint (DOJ) clearance is received by RAP's HR Division. DOJ actively continues to monitor volunteer's status and sends status changes to HR. If HR clears the volunteer, recreation staff is notified and the volunteer can

begin coaching at the recreation center. RAP uses Volgistics, a consolidated database to keep track of volunteer information including their clearance dates and estimated hours worked.

Coaching Training:

RAP has training standards and procedures to certify its volunteer coaches and to ensure participating youth receive the appropriate educational, social, and physical benefits of playing sports. RAP seeks quality candidates that pledge to live up to the responsibilities of a coach, and who will: place the emotional and physical well-being of players ahead of a personal desire to win, ensure the sports environment is one of fun and enjoyment, lead by example in demonstrating fair play and sportsmanship, and instill the proper attitudes and values in all participants.

RAP staff periodically receive coaches training, at times in partnership with local coaching organizations. Training is designed to provide common-sense messages on coaching and training today's young athletes. Delivery methods include sessions and clinics that provide sport specific trainings, by organizations that teach best practices. RAP staff is provided mandatory "train the trainer" sessions by these organizations, i.e., Coaching Corps, Positive Coaches Alliance, for staff to prepare volunteer coaches with the tools they need to teach and demonstrate good sportsmanship and best practices in the following topics:

- Communicating with athletes and parents
- Motivating young athletes
- Dealing with "problem" athletes
- Importance of well-planned practices
- Developing your own coaching philosophy
- Why kids play sports and why many drop-out
- Coaches' Code of Conduct for all RAP sport programs
- Skills Clinics
- Specific Gender Equity Guidelines

RAP staff shall ensure all coaches are trained in best coaching practices, inclusive of the Coaching Training described herein and through the use of on-line resources such as the How to Coach Kids online courses. RAP will include its annual training plan in each YSP Project Plan.

Safe Sport

In accordance with Section 9(a)(iv) of this YSP Agreement, the City shall provide a Safe Sport program in connection with all Activities by RAP and any RAP Partner Providers upon the commencement of the Safe Sport program.

Exhibit B

Direct Costs

Direct Costs		
League		
Line Item	Cost	Description
Trophy	\$13	All youth receive an item to recognize their participation. Teams that win 1st and 2nd place typically receive large trophies. Some
Sports Equipment (shared cost)	\$30.00	Sports equipment is replaced for every sport seasonally. Items vary per sport and may include: balls, scoreboards, nets, gloves,
Uniform (City contract)	\$40.00	All participants receive team uniforms. One set may include: jersey, shorts, socks, etc.
Volunteer Coaches //OR//	\$17.00	All volunteer coaches complete coaches training and background checks. When pre-requisites are met, coaches are placed on a
Non-Volunteer Coaches (shared cost)	\$40.00	This consists of part-time staff that: coach teams, host pre-season meetings to place youth on teams, set-up materials for games,
Officials	\$37.00	The cost per official depends on the sport and background of the official (experience/certification). The cost can range between \$30
Pre & Post-Season Events	\$20.00	Every quarter, facilities host opening and closing day events for each sport to generate excitement and acknowledge all kids
Requested from LA28	\$180.00	

Class		
Line Item	Cost	Description
Fitness Equipment (shared cost)	\$20.00	In order to facilitate a successful program, RAP ensures appropriate supplies are available at all sites. Some supplies include: sports
Class instructor (shared cost)	\$40.00	This individual teaches the specialized fitness activity.
Pre & Post-Season Events	\$20.00	Every quarter, facilities host opening and closing day events for each sport to generate excitement and acknowledge all kids
Requested from LA28	\$80.00	

Exhibit C

Enrollment Practices

RAP's Enrollment Practices constitute the systems, procedures, language, and culturally appropriate practices adopted by RAP from time to time, which are designed to (i) facilitate public awareness of the Quality Youth Sports offered at Recreation Centers or other such facilities where Activities occur, (ii) facilitate or simplify in-person and online registration, and (iii) encourage feedback, provided that there is no additional resource impact or fee to RAP or the end-user.

RAP's Enrollment Practices include a citywide marketing outreach strategy to increase awareness of enrollment opportunities and enroll as many participants as possible. RAP also employs a variety of methods to ensure families are able to sign up for activities in advance. For example, to allow better planning and scheduling for patrons, RAP standardized start dates and end dates for all sports and fitness activities so they are uniform citywide.

RAP currently utilizes the tools below to increase awareness of programs.

1. Online Outreach & Registration

- LAPARKS.ORG, RAP's main website, displays RAP events and activities in rotation to promote whatever is currently front and center.
- All RAP activities are programmed into RecTrac, RAP's online activity registration system, for activity registration, online or offline.
- LAPARKS.ORG has a direct link for patrons to register online for RAP activities in RecTrac.
- RecTrac can send email campaigns, on demand, to encourage patrons to enroll in upcoming activities. RecTrac currently has over 100,000 patron emails.
- RecTrac email campaigns can be targeted to past participants of specific activities or a general email to all.
- RAP Public Relations uses social media to promote RAP events and activities.

2. In-Person Registration

- Recreation staff can register patrons in person at the recreation center.
- RAP strives to use multiple languages on class and league bulletins and paperwork.

3. Community Engagement

- Periodically, RAP will solicit feedback from patrons, using platforms such as SurveyMonkey or MailChimp.
- Recreation center staff members perform program outreach to their respective communities.

Exhibit D

CITY OF LOS ANGELES
DEPARTMENT OF RECREATION AND PARKS
SELF-CERTIFICATION FORM

YEAR: _____

Participant Name _____

Age _____
Gender M _____ F _____

Parent/Guardian Signature _____ **Date** _____

The participant listed above receives a free or reduced lunch through the National School Lunch Program at the public or private school attended by participant: (Name of School) _____.

APPLICANT STATEMENT: I certify that the information provided on this form is accurate and complete. I acknowledge that providing false information shall be grounds for termination from the program. I therefore authorize such verification, and will provide supporting documents if requested.

Parent Consent: I give permission for my child, whose name is listed below, to participate in the City of Los Angeles Department of Recreation and Parks Program. I authorize the City to make, procure or use photographs, film, tapes or other likenesses or Minor's physical image and/or voice as may be needed for use with program's publicity material. I agree to hold harmless the City of Los Angeles, Department of Recreation and Parks. **I understand that the City of Los Angeles carries no insurance.** I also understand the City of Los Angeles Department of Recreation and Parks Program reserves the right to dismiss a child for any conduct detrimental to the program.

DEPARTAMENTO DE RECREACIÓN Y PARQUES
CIUDAD DE LOS ÁNGELES
FORMA DE AUTO-CERTIFICACION

AÑO: 202__

Nombre del Participante: _____ **Edad:** _____
Sexo: M _____ F _____

Firma del Padre/Guardián _____ **Fecha:** _____

El participante mencionado en esta forma recibe un almuerzo gratis o reducido a través del Programa Nacional de Almuerzos Escolares en la escuela pública o privada a la que el participante atiende: : (Nombre de Escuela) _____

Declaración del Participante: Yo certifico que la información proveída en esta forma es correcta y completa. Yo reconozco que proveer información falsa podría ser causa de descalificación del programa. Yo, por lo tanto autorizo tal verificación y proveeré documentos adicionales si fuesen requeridos.

Consentimiento de Padre: Yo le doy permiso a mi hijo/a, cual está nombrado en esta forma, para participar en el programa del Departamento de Recreación y Parques de la Ciudad de Los Ángeles. Autorizo que la Ciudad de Los Ángeles haga, obtenga o utilice fotografías, videos, grabaciones u otras imágenes físicas y/o de voz cuales sean necesarios para uso con el material de publicidad de éste programa. Estoy de acuerdo a mantener indemne al Departamento de Recreación y Parques de la Ciudad de Los Ángeles. **Entiendo que la Ciudad de Los Angeles no tiene aseguranza.** También entiendo que el programa del Departamento de Recreación y Parques de la Ciudad de Los Angeles reserva el derecho a despedir a cualquier participante por cualquier conducta perjudicial al programa.

Exhibit E
Project Plan Funding

[See attached.]

YSP Project Plan - Available Funding											
YSP Year	Start	End	Available Funding	Net Available Funding	Funds Requested	Identified Unrequested Funds	Direct Costs	Other Costs <i>Total not to exceed \$6.4M.</i>	Actual Costs	Excess Funds	Cummulative PY Available Funding
			\$160M / 100 months	Available Funding + Cummulative PY Available Funding	Direct input	Available Funds per FY - Funds Requested	Direct input	Direct input	Direct Costs + Other Costs	Funds Requested - Actual Costs	Allocated Unrequested Funding + Excess Funds
0*	SwimLA 2018	SwimLA 2019									
1**	03/01/20	06/30/20	\$6,400,000	\$3,900,000		\$3,900,000	\$2,500,000		\$2,500,000	-\$2,500,000	-\$2,500,000
2	07/01/20	06/30/21	\$19,200,000	\$23,100,000		\$23,100,000			\$0	\$0	\$3,900,000
3	07/01/21	06/30/22	\$19,200,000	\$42,300,000		\$42,300,000			\$0	\$0	\$23,100,000
4	07/01/22	06/30/23	\$19,200,000	\$61,500,000		\$61,500,000			\$0	\$0	\$42,300,000
5	07/01/23	06/30/24	\$19,200,000	\$80,700,000		\$80,700,000			\$0	\$0	\$61,500,000
6	07/01/24	06/30/25	\$19,200,000	\$99,900,000		\$99,900,000			\$0	\$0	\$80,700,000
7	07/01/25	06/30/26	\$19,200,000	\$119,100,000		\$119,100,000			\$0	\$0	\$99,900,000
8	07/01/26	06/30/27	\$19,200,000	\$138,300,000		\$138,300,000			\$0	\$0	\$119,100,000
9	07/01/27	06/30/28	\$19,200,000	\$157,500,000		\$157,500,000			\$0	\$0	\$138,300,000
10	07/01/28	08/31/28	\$19,200,000	\$157,500,000		\$157,500,000			\$0	\$0	\$157,500,000
			\$160,000,000				\$2,500,000	\$0	\$2,500,000		
							Remaining Amount		\$157,500,000		

* This amount will be adjusted to reflect actual expenditures for SwimLA 2018 and 2019.

** The Actual Costs for SwimLA 2018 and SwimLA 2019 will reduce the Net Available Funding in YSP Year 1.

Net Available Funding amount in YSP Year 10 is the sum of remaining Excess Funds and Identified Unrequested Funds pursuant to YSP Agreement Section 12(f).

Exhibit F
Tracking Participants
[See attached.]

EXHIBIT F - Baseline FY 2018/2019

YOUTH SPORT PARTNERSHIP



RECREATION CENTERS					Summer 2018 Actual Enrollment (Baseline) Totals			Fall 2018 Actual Enrollment (Baseline) Totals			Winter 2019 Actual Enrollment (Baseline) Totals			Spring 2019 Actual Enrollment (Baseline) Totals			FY 2018/2019 Actual Enrollment (Baseline) Totals		
Facility	Address	Region	CD	GPLA	Actual Enrollment (Baseline) - Classes	Actual Enrollment (Baseline) Sports Leagues	Actual (Baseline) Total Enrollment	Actual Enrollment (Baseline) - Classes	Actual Enrollment (Baseline) Sports Leagues	Actual (Baseline) Total Enrollment	Actual Enrollment (Baseline) - Classes	Actual Enrollment (Baseline) Sports Leagues	Actual (Baseline) Total Enrollment	Actual Enrollment (Baseline) - Classes	Actual Enrollment (Baseline) Sports Leagues	Actual (Baseline) Total Enrollment	Actual Enrollment (Baseline) - Classes	Actual Enrollment (Baseline) Sports Leagues	Actual (Baseline) Total Enrollment
1	109th Street R.C.	1464 E. 109th St., Los Angeles, CA 90059	Pacific	15	Y	36	41	77	36	36	74	48	122	32	114	146	178	203	381
2	Algin Sutton R.C.	8800 S. Hoover St., Los Angeles, CA 90044	Pacific	8	Y	4	172	176	36	36	6	110	116	5	149	154	51	431	482
3	Alpine R.C.	817 Yale St., Los Angeles, CA 90012	Metro	1	Y	178	184	362	147	184	131	167	298	186	90	276	642	478	1,120
4	Andres and Maria Cardenas R.C.	14740 Blythe St., Panorama City, CA 91402	Valley	6	Y			0	47	47	58		58	150		150	255	0	255
5	Balboa Sports Complex	17015 Burbank Blvd., Encino, CA 91316	Valley	6		149	630	779	112	112	143	411	554	188	282	470	592	1323	1915
6	Baldwin Hills R.C.	5401 Highlight Pl., Los Angeles, CA 90016	Pacific	10	Y	7	249	256	101	322	81	498	579	15	373	388	204	1,442	1,646
7	Banning R.C.	1331 Eubank Ave, Wilmington, CA 90744	Pacific	15	Y	76	61	137	97	97	61	80	141	112	96	208	346	237	583
8	Barrington R.C.	333 S. Barrington Ave., Los Angeles, CA 90049	Valley	11		78	249	327	9	9	42	357	399	25	248	273	154	854	1008
9	Bellevue R.C.	826 Lucile Ave., Los Angeles, CA 90026	Metro	13	Y	51	149	200	65	1	66	41	204	65	223	288	222	577	799
10	Bogdanovich R.C.	1920 Cumbre Drive, San Pedro, CA 90732	Pacific	15				0		229		442	442		225	225	0	896	896
11	Boyle Heights Sports Center	933 South Mott St., Los Angeles, CA 90023	Metro	14	Y		88	88		0	18	45	63		175	175	18	308	326
12	Branford R.C.	13306 Branford St., Arleta, CA 91331	Valley	6			431	431	69	69	8	194	202	2	302	304	79	927	1006
13	Carlin G. Smith R.C.	511 West Ave 46, Los Angeles, CA 90065	Metro	1		19		19	35	35	42		42	24		24	120	0	120
14	Central R.C.	1357 East 22nd St., Los Angeles, CA 90011	Pacific	9	Y	10	177	187	55	10	65	18	76	32	130	162	115	375	490
15	Chatsworth Park South	22360 Devonshire St., Chatsworth, CA 91311	Valley	12		9		9	21	21	24	5	29	32	6	38	86	11	97
16	Cheviot Hills R.C.	2551 Motor Ave., Los Angeles, CA 90064	Valley	5			1275	1275	150	150	104	1712	1816	213		213	467	2987	3454
17	Chevy Chase R.C.	4165 Chevy Chase Dr., Los Angeles, CA 90039	Metro	13	Y	10	52	62	11	11	21	126	147	31	29	60	73	207	280
18	Costello R.C.	3141 E. Olympic Bl., Los Angeles, CA 90023	Metro	14	Y	80	72	152	71	71	75	72	147	97	176	273	323	320	643
19	Crestwood Hills R.C.	1000 Hanley Ave., Los Angeles, CA 90049	Valley	11				0		0			0			0	0	0	0
20	Culver Slauson R.C.	5072 S. Slauson Ave., Culver City, CA 90230	Pacific	11	Y		20	20	7	7			0			0	7	20	27
21	Cypress Park R.C.	2630 Pepper Ave., Los Angeles, CA 90065	Metro	1	Y	1	74	75	39	39	119	170	289	77	158	235	236	402	638
22	David M. Gonzales/Pacoima R.C.	10943 Herrick Ave., Pacoima, CA 91331	Valley	7	Y	165	37	202	178	158	336	167	298	163	307	470	673	633	1,306
23	Delano R.C.	15100 Erwin St., Van Nuys, CA 91411	Valley	6	Y	151		151	149	224	373	141	386	179	106	285	620	575	1,195
24	Denker R.C.	1550 West 35th Pl., Los Angeles, CA 90018	Pacific	8	Y	48	87	135		0	41	140	181	43	132	175	132	359	491
25	Downey R.C.	1772 North Spring St, Los Angeles, CA 90031	Metro	1	Y	18	68	86	12	12	11	68	79	61	209	270	102	345	447
26	E. Wilmington Greenbelt Community Center	918 North Sanford Ave., Wilmington, CA 90744	Pacific	15	Y			0		0	8		8	8		8	16	0	16
27	Eagle Rock R.C.	1100 Eagle Vista Dr., Los Angeles, CA 90041	Metro	14		43	341	384	5	5	50	155	205	93	243	336	191	739	930
28	Echo Park R.C.	1632 Bellevue Ave, Los Angeles, CA 90026	Metro	13	Y	383	334	717	359	359	329	294	623	414	287	701	1,485	915	2,400
29	El Sereno R.C.	4721 Klamath St., Los Angeles, CA 90032	Metro	14	Y	18	151	169	1	233	234	15	246	9	478	487	43	1,108	1,151
30	Elysian Valley R.C.	1811 Ripple St., Los Angeles, CA 90039	Metro	13	Y	29	7	36		73	73	58	58	59	147	206	88	285	373
31	Encino Community Center	4935 Balboa Blvd, Encino, CA 91316	Valley	5		90		90		0	72		72	132		132	294	0	294
32	Evergreen R.C.	2844 E. 2nd St, Los Angeles, CA 90033	Metro	14	Y	9	457	466	11	11	62	202	264	38	297	335	120	956	1,076
33	Expo Center/Roy Anderson R.C.	3980 South Bill Robertson Lane, Los Angeles, CA 90037	Pacific	9	Y	117	830	947	60	27	87	51	920	199	702	901	427	2,479	2,906
34	Fernangeles R.C.	8851 Laurel Canyon Blvd, Sun Valley, CA 91352	Valley	6	Y	309	301	610	293	193	486	294	691	445	283	728	1,341	1,174	2,515
35	Fred Roberts R.C.	4700 S. Honduras St., Los Angeles, CA 90011	Pacific	9	Y	45	37	82	40	40	87	27	114	110	9	119	282	73	355
36	Gilbert Lindsay R.C.	429 E. 42nd Pl., Los Angeles, CA 90011	Pacific	9	Y			0		0			0	1		1	1	0	1
37	Glassell Park R.C.	3650 Verdugo Rd., Los Angeles, CA 90065	Metro	1	Y	18	118	136	50	8	58	11	123	18	125	143	97	374	471

EXHIBIT F - Baseline FY 2018/2019

YOUTH SPORT PARTNERSHIP



RECREATION CENTERS					Summer 2018 Actual Enrollment (Baseline) Totals			Fall 2018 Actual Enrollment (Baseline) Totals			Winter 2019 Actual Enrollment (Baseline) Totals			Spring 2019 Actual Enrollment (Baseline) Totals			FY 2018/2019 Actual Enrollment (Baseline) Totals			
Facility	Address	Region	CD	GPLA	Actual Enrollment (Baseline) - Classes	Actual Enrollment (Baseline) Sports Leagues	Actual (Baseline) Total Enrollment	Actual Enrollment (Baseline) - Classes	Actual Enrollment (Baseline) Sports Leagues	Actual (Baseline) Total Enrollment	Actual Enrollment (Baseline) - Classes	Actual Enrollment (Baseline) Sports Leagues	Actual (Baseline) Total Enrollment	Actual Enrollment (Baseline) - Classes	Actual Enrollment (Baseline) Sports Leagues	Actual (Baseline) Total Enrollment	Actual Enrollment (Baseline) - Classes	Actual Enrollment (Baseline) Sports Leagues	Actual (Baseline) Total Enrollment	
38	Granada Hills R.C.	16730 Chatsworth St., Granada Hills, CA 91344	Valley	12		251	604	855	47	105	152	68	353	421	170	548	718	536	1610	2146
39	Green Meadows R.C.	431 E. 89th St., Los Angeles, CA 90003	Pacific	9	Y		8	8		21	21		44	44		46	46	0	119	119
40	Harbor City R.C.	24901 Frampton Ave, Harbor City, CA 90710	Pacific	15	Y	58	28	86			0		72	72		182	182	58	282	340
41	Hazard Park R.C.	2230 Norfolk St, Los Angeles, CA 90033	Metro	14	Y			0	4	105	109		123	123		189	189	4	417	421
42	Highland Park R.C.	6150 N. Piedmont Avenue, Los Angeles, CA 90042	Metro	1	Y	21	158	179	31		31	17	165	182	39	290	329	108	613	721
43	Hollenbeck Park R.C.	415 S. St. Louis St, Los Angeles, CA 90033	Metro	14		57		57	76		76	138		138	185		185	456	0	456
44	Hollywood R.C.	1122 Cole Ave., Los Angeles, CA 90038	Metro	13	Y	15	58	73	11		11	24	9	33	40	40	80	90	107	197
45	Hoover R.C.	1010 W. 25th St., Los Angeles, CA 90007	Metro	1	Y	51	85	136	92		92	89	75	164	130		130	362	160	522
46	Hubert Humphrey R.C.	12560 Filmore St., Pacoima, CA 91331	Valley	7	Y	56	445	501	170	3	173	97	143	240	146	603	749	469	1,194	1,663
47	Jackie Tatum Harvard R.C.	1535 W. 62nd St., Los Angeles, CA 90047	Pacific	8	Y	33	248	281	88	1	89	39	169	208	104	172	276	264	590	854
48	Jim Gilliam R.C.	4000 S. La Brea Avenue, Los Angeles, CA 90008	Pacific	10	Y		11	11	16		16		61	61	11	34	45	27	106	133
49	Lafayette MultiPurpose Community Cent	625 South Lafayette Park Place, Los Angeles	Metro	10		78	28	106	53	23	76	64	22	86	58	22	80	253	95	348
50	Lake Street Park	227 North Lake St., Los Angeles, CA 90026	Metro	13	Y	76	209	285	103	24	127	88	141	229	107	68	175	374	442	816
51	Lakeview Terrace R.C.	11075 Foothill Blvd, Lakeview Terrace, CA 91342	Valley	7		93	117	210	111	15	126	105	107	212	160	88	248	469	327	796
52	Lanark R.C.	21816 Lanark St, Canoga Park, CA 91305	Valley	3	Y	205	361	566	8		8	170	260	430	191	404	595	574	1,025	1,599
53	Leland R.C.	863 S. Herbert Ave, San Pedro, CA 90731	Pacific	15	Y			0			0			0	52	52	0	52	52	52
54	Lemon Grove R.C.	4959 Lemon Grove Ave, Los Angeles, CA 90029	Metro	13	Y	133	47	180	88		88	121	34	155	112	84	196	454	165	619
55	Lincoln Heights R.C.	2303 Workman Street, Los Angeles, CA 90033	Metro	1	Y		116	116		6	6		72	72	2	121	123	2	315	317
56	Lincoln Heights Youth Center	2911 Altura Street, Los Angeles, CA 90031	Metro	1	Y			0	296	33	329	323	72	395		619	0	105	724	724
57	Lincoln Park R.C.	3501 Valley Blvd, Los Angeles, CA 90031	Metro	1	Y	48	27	75	92	29	121	71	61	132	73	183	256	284	300	584
58	Loren Miller R.C.	2717 Halldale Ave, Los Angeles, CA 90018	Pacific	8	Y	89	74	163			0	106		106	23	87	110	218	161	379
59	Macarthur Park R.C.	2230 W. 6th St., Los Angeles, CA 90057	Metro	1	Y			0	82		82	26		26	18	7	25	126	7	133
60	Mar Vista R.C.	11430 Woodbine Ave., Los Angeles, CA 90066	Valley	11		58	509	567			0	107	399	506	53	665	718	218	1573	1791
61	Martin Luther King, Jr. R.C.	3916 S. Western Avenue, Los Angeles, CA 90062	Pacific	8	Y	33		33	51	93	144	78	46	124	63	73	136	225	212	437
62	Mason Park R.C.	10500 Mason Ave, Chatsworth, CA 91311	Valley	12		125	233	358		25	25	137	668	805	228	8	236	490	934	1424
63	Montecito Heights R.C.	4545 Homer St., Los Angeles, CA 90031	Metro	1	Y	71	110	181		101	101	93	115	208	124	289	413	288	615	903
64	Mount Carmel R.C.	830 West 70th St., Los Angeles, CA 90044	Pacific	8	Y	106	34	140	43	3	46	108	38	146	107	19	126	364	94	458
65	Normandale R.C.	22400 S. Halldale Ave., Los Angeles, CA 90501	Pacific	15	Y		57	57		30	30		90	90		66	66	0	243	243
66	Normandie R.C.	1550 S. Normandie Avenue, Los Angeles, CA 90006	Metro	1	Y		110	110			0		73	73		274	274	0	457	457
67	North Hills Community Park	8756 N. Parthenia Pl, North Hills, CA 91343	Valley	6				0			0			0			0	0	0	0
68	North Hollywood R.C.	11430 Chandler Blvd, North Hollywood, CA 91601	Valley	2	Y	92	150	242	109		109	83	162	245	92	123	215	376	435	811
69	North Weddington R.C.	10844 Acama St., Studio City, CA 91602	Valley	2		16		16	2	122	124	1	302	303	6	363	369	25	787	812
70	Northridge R.C.	18300 Lemarsh St., Northridge, CA 91324	Valley	12		154	335	489		1	1	47	450	497	74	807	881	275	1593	1868
71	Oakwood R.C.	767 California Ave, Venice, CA 90291	Valley	11	Y	17	70	87		35	35	15	76	91		53	53	32	234	266
72	Palisades R.C.	851 Alma Real Dr., Pacific Palisades, CA 90272	Valley	11		37	493	530	18		18	43	1181	1224	118	181	299	216	1855	2071
73	Palms R.C.	2950 Overland Ave., Los Angeles, CA 90064	Valley	5		14	64	78	5		5	10	196	206	8		8	37	260	297

EXHIBIT F - Baseline FY 2018/2019

YOUTH SPORT PARTNERSHIP



RECREATION CENTERS					Summer 2018 Actual Enrollment (Baseline) Totals			Fall 2018 Actual Enrollment (Baseline) Totals			Winter 2019 Actual Enrollment (Baseline) Totals			Spring 2019 Actual Enrollment (Baseline) Totals			FY 2018/2019 Actual Enrollment (Baseline) Totals			
Facility	Address	Region	CD	GPLA	Actual Enrollment (Baseline) - Classes	Actual Enrollment (Baseline) Sports Leagues	Actual (Baseline) Total Enrollment	Actual Enrollment (Baseline) - Classes	Actual Enrollment (Baseline) Sports Leagues	Actual (Baseline) Total Enrollment	Actual Enrollment (Baseline) - Classes	Actual Enrollment (Baseline) Sports Leagues	Actual (Baseline) Total Enrollment	Actual Enrollment (Baseline) - Classes	Actual Enrollment (Baseline) Sports Leagues	Actual (Baseline) Total Enrollment	Actual Enrollment (Baseline) - Classes	Actual Enrollment (Baseline) Sports Leagues	Actual (Baseline) Total Enrollment	
74	Pan Pacific Park R.C.	7600 Beverly Blvd., Los Angeles, CA 90036	Metro	4																
					45	290	335	92	57	149	109	399	508	122	287	409	368	1033	1401	
75	Panorama City R.C.	8600 Hazeltine Ave., Panorama City, CA 91402	Valley	6	Y	101	78	179	73	45	118	83	56	139	96	70	166	353	249	602
76	Pecan R.C.	127 South Pecan St., Los Angeles, CA 90033	Metro	14	Y		217	217		60	60	2	149		380	380	2	806	808	
77	Peck Park Community Center	560 North Western Ave., San Pedro, CA 90732	Pacific	15		4	153	157	22		22	14	150	15	186	201	55	489	544	
78	Penmar R.C.	1341 Lake St, Los Angeles, CA 90291	Valley	11		10	363	373	43	24	67	43	209	14	229	243	110	825	935	
79	Poinsettia R.C.	7341 Willoughby Ave, Los Angeles, CA 90046	Metro	5	Y	79	33	112	89	18	107	84	56	69	61	130	321	168	489	
80	Queen Anne R.C.	1240 West Blvd, Los Angeles, CA 90019	Metro	10	Y	55	440	495	8		8	76	240	121	218	339	260	898	1,158	
81	Ramon Garcia R.C.	1016 S. Fresno Street, Los Angeles, CA 90023	Metro	14	Y		144	144			0	24	176	13	271	284	37	591	628	
82	Rancho Cienega Sports Complex	5001 Rodeo Rd, Los Angeles, CA 90016	Pacific	10	Y		84	84	6	3	9	44	44	60	60	60	6	191	197	
83	Reseda R.C.	18411 Victory Blvd, Reseda, CA 91335	Valley	3	Y	154	84	238	36	27	63	137	137	92	307	399	419	418	837	
84	Rio de Los Angeles State Park	1900 N. San Fernando Rd, Los Angeles, CA 90065	Metro	1	Y	131	91	222	136		136	137	2	133	295	566	226	792	792	
85	Ritchie Valens R.C.	10736 Laurel Canyon Blvd, Pacoima, CA 91331	Valley	7	Y	108	424	532	71	73	144	159	857	190	354	544	528	1,708	2,236	
86	Robertson R.C.	1641 Preuss Rd., Los Angeles, CA 90035	Pacific	5				0			0		0		0	0	0	0	0	
87	Rose Hill R.C.	4530 Mercury Ave., Los Angeles, CA 90032	Metro	14	Y	34	107	141	9	11	20	22	52	60	152	212	125	322	447	
88	Rosecrans R.C.	840 W. 149th St., Gardena, CA 90247	Pacific	15	Y	76	67	143	23	108	131	132	100	15	216	231	246	491	737	
89	Ross Snyder R.C.	1501 East 41st St., Los Angeles, CA 90011	Pacific	9	Y		61	61			0		120		162	162	0	343	343	
90	Rustic Canyon R.C.	601 Latimer Rd., Santa Monica, CA 90402	Valley	11		5		5	9		9		9	16		16	39	0	39	
91	Seoul International Park	3250 San Marino St., Los Angeles, CA 90006	Pacific	10	Y	12	520	532	49		49	60	173	59	144	203	180	837	1,017	
92	Sepulveda R.C.	8825 Kester Ave., Panorama City 91405	Valley	6	Y	46	163	209	28	12	40	81	139	40	118	158	195	432	627	
93	Shadow Ranch R.C.	22633 Vanowen St, West Hills, CA 91307	Valley	12		137		137	50		50	114		107		107	408	0	408	
94	Shatto R.C.	3191 West 4th St, Los Angeles, CA 90020	Metro	13	Y	560	70	630	255	179	434	136	161	175	165	340	1,126	575	1,701	
95	Silver Lake R.C.	1850 West Silver Lake Dr., Los Angeles, CA 90026	Metro	13		103	193	296	32		32	43	647	77	102	179	255	942	1197	
96	Slauson R.C.	5306 S. Compton Ave., Los Angeles, CA 90011	Pacific	9	Y		118	118			0		53	32	53	85	32	224	256	
97	South Park R.C.	345 East 51st St., Los Angeles, CA 90011	Pacific	9	Y	85		85	1		1	209	209	251	18	269	546	18	564	
98	South Seas House	2301 West 24th St., Los Angeles CA 90018	Metro	10		12		12	6		6	23	23	20	20	20	61	0	61	
99	St. Andrews R.C.	8701 Saint Andrews Place, Los Angeles, CA 90047	Pacific	8	Y	46	208	254	35		35	146	211	175	194	369	402	613	1,015	
100	State Street R.C.	716 North State St., Los Angeles, CA 90033	Metro	14	Y	171	103	274	113	102	215	85	266	134	195	329	503	666	1,169	
101	Stonehurst R.C.	9901 Dronfield St., Sun Valley, CA 91352	Valley	7		63	34	97		1	1	158	3	84	6	90	305	44	349	
102	Stoner R.C.	1835 Stoner Ave., Los Angeles, CA 90025	Valley	Detai	Y	96	87	183	76		76	88	98	25	69	94	285	254	539	
103	Studio City R.C.	12621 Rye St., Studio City, CA 91604	Valley	2		25	375	400	136	26	162	128	463	44	297	341	333	1161	1494	
104	Sun Valley R.C.	8133 Vineland Ave., Sun Valley, CA 91352	Valley	6	Y	331	277	608	369	43	412	346	382	402	493	895	1,448	1,195	2,643	
105	Sunland R.C.	8651 Foothill Blvd, Sunland, CA 91040	Valley	7	Y	211	87	298	44		44	175	35	266	116	382	696	238	934	
106	Sylmar Park R.C.	13109 Borden Ave, Los Angeles, CA 91342	Valley	7	Y	58	635	693	6	179	185	8	330	36	991	1,027	108	2,135	2,243	
107	Tarzana R.C.	5655 Vanalden Ave., Tarzana, CA 91356	Valley	3		26	374	400	19		19	31	173	27	236	263	103	783	886	
108	Toberman R.C.	1725 Toberman St., Los Angeles, CA 90015	Metro	1	Y	20	8	28	30	8	38	23	88	73	59	132	146	163	309	
109	Trinity R.C.	2415 Trinity St., Los Angeles, CA 90011	Pacific	9	Y	43	65	108	10		10	14	32	36	13	49	103	110	213	

EXHIBIT F - Baseline FY 2018/2019

YOUTH SPORT PARTNERSHIP



RECREATION CENTERS					Summer 2018 Actual Enrollment (Baseline) Totals			Fall 2018 Actual Enrollment (Baseline) Totals			Winter 2019 Actual Enrollment (Baseline) Totals			Spring 2019 Actual Enrollment (Baseline) Totals			FY 2018/2019 Actual Enrollment (Baseline) Totals			
Facility	Address	Region	CD	GPLA	Actual Enrollment (Baseline) - Classes	Actual Enrollment (Baseline) Sports Leagues	Actual (Baseline) Total Enrollment	Actual Enrollment (Baseline) - Classes	Actual Enrollment (Baseline) Sports Leagues	Actual (Baseline) Total Enrollment	Actual Enrollment (Baseline) - Classes	Actual Enrollment (Baseline) Sports Leagues	Actual (Baseline) Total Enrollment	Actual Enrollment (Baseline) - Classes	Actual Enrollment (Baseline) Sports Leagues	Actual (Baseline) Total Enrollment	Actual Enrollment (Baseline) - Classes	Actual Enrollment (Baseline) Sports Leagues	Actual (Baseline) Total Enrollment	
110	Valley Plaza	12240 Archwood St., North Hollywood, CA 91606	Valley	2	Y	22	26	48	77	156	233	28	123	151	55	205	260	182	510	692
111	Van Ness R.C.	5720 2nd Avenue, Los Angeles, CA 90043	Pacific	8	Y	111		111	2	75	77	169	139	308	53	188	241	335	402	737
112	Van Nuys R.C.	14301 Vanowen St., Van Nuys, CA 91405	Valley	6	Y	183	287	470	40	15	55	359	250	609	658	145	803	1,240	697	1,937
113	Van Nuys Sherman Oaks R.C.	14201 Huston St., Sherman Oaks, CA 91423	Valley	2		100	331	431	119	372	491	167	360	527	20	420	440	406	1483	1889
114	Victory-Vineland R.C.	11117 Victory Blvd., North Hollywood, CA 91606	Valley	2	Y	74	211	285	80	290	370	34	225	259	31	318	349	219	1,044	1,263
115	Vineyard R.C.	2942 Vineyard Ave, Los Angeles, CA 90016	Pacific	10	Y			0			0		30	30	2		2	2	30	32
116	Wabash R.C.	2765 Wabash Ave, Los Angeles, CA 90033	Metro	14	Y		178	178			0	9	234	243		131	131	9	543	552
117	Westchester R.C.	7000 W. Manchester Ave., Los Angeles, CA 90045	Pacific	11			279	279		120	120		357	357		86	86	0	842	842
118	Westwood R.C.	1350 S. Sepulveda Blvd, Los Angeles, CA 90025	Valley	5		289	399	688	16		16	296	260	556	347	274	621	948	933	1,881
119	Wilmington R.C.	325 N. Neptune Ave., Wilmington, CA 90744	Pacific	15	Y		32	32	18	21	39	16	115	131	5	167	172	39	335	374
120	Winnetka R.C.	8401 Winnetka Ave., Winnetka, CA 91306	Valley	3		217	371	588	16	35	51	125	250	375	86	241	327	444	897	1341
121	Woodland Hills R.C.	5858 Shoup Ave., Woodland Hills, CA 91367	Valley	3		374	468	842		7	7	190	1001	1191	202	358	560	766	1834	2600
122	Yosemite R.C.	1840 Yosemite Dr., Los Angeles, CA 90041	Metro	14	Y	33	333	366	64	232	296	61	350	411	59	324	383	217	1239	1456
123	Yucca Park Community Center	6671 Yucca St., Los Angeles, CA 90028	Metro	13		155		155	135	27	162	157	11	168	155	24	179	602	62	664
Total Recreation Centers					8,543	20,349	28,892	6,305	4,616	10,921	9,183	23,053	32,236	10,421	21,478	31,899	34,452	69,496	103,948	

EXHIBIT F - Baseline FY 2018/2019

YOUTH SPORT PARTNERSHIP



AQUATICS				Summer 2018 (6/1/18 - 8/31/18) Actual Enrollment (Baseline) Totals			Fall 2018 (9/1/18 - 12/31/18) Actual Enrollment (Baseline) Totals			Winter 2019 (1/1/19 - 3/31/19) Actual Enrollment (Baseline) Totals			Spring 2019 (4/1/19 - 5/31/19) Actual Enrollment (Baseline) Totals			FY 2018/2019 (6/1/18 - 5/31/19) Actual Enrollment (Baseline) Totals			
Facility	Address	Region	CD	Actual Enrollment (Baseline) - Classes	Actual Enrollment (Baseline) Sports Teams	Actual (Baseline) Total Enrollment	Actual Enrollment (Baseline) - Classes	Actual Enrollment (Baseline) Sports Teams	Actual (Baseline) Total Enrollment	Actual Enrollment (Baseline) - Classes	Actual Enrollment (Baseline) Sports Teams	Actual (Baseline) Total Enrollment	Actual Enrollment (Baseline) - Classes	Actual Enrollment (Baseline) Sports Teams	Actual (Baseline) Total Enrollment	Actual Enrollment (Baseline) - Classes	Actual Enrollment (Baseline) Sports Teams	Actual (Baseline) Total Enrollment	
1	109th Pool	1500 E. 109th St., Los Angeles, CA 90059	Pacific	15	377	3	380			0			0			0	377	3	380
2	Algin Sutton Pool	8800 S. Hoover St., Los Angeles, CA 90044	Pacific	8	0		0			0			0			0	0	0	0
3	Banning Pool	1450 N. Avalon Blvd., Wilmington, CA 90744	Pacific	15	605	103	708	75	51	126	22	37	59	17	17	719	191	910	
4	Celes King III Pool	5001 Rodeo Rd, Los Angeles, CA 90016	Pacific	10	707		707	29		29	96	43	139	74	74	906	43	949	
5	Central Pool	1357 East 22nd St., Los Angeles, CA 90011	Pacific	9	724	10	734			0			0			0	724	10	734
6	Cheviot Hills Pool	2693 Motor Ave., Los Angeles, CA 90064	Pacific	5	357	2	359			0			0			0	357	2	359
7	Cleveland Pool	8120 Vanalden Ave., Reseda, CA 91335	Valley	3	965	256	1221	357	142	499	85	86	171	206	206	1613	484	2097	
8	Costello Pool	3121 E. Olympic Blvd., Los Angeles, CA 90023	Metro	14	597		597			0			0			0	597	0	597
9	Downey Pool	1775 N. Spring St., Los Angeles, CA 90031	Metro	1	723		723			0			0			0	723	0	723
10	Echo Deep Pool	1419 Colton St., Los Angeles, CA 90026	Metro	1	1079	128	1207	221	40	261	111	39	150	123	123	1534	207	1741	
11	EG Roberts Pool	4526 W. Pico Blvd., Los Angeles, CA 90019	Pacific	10	1263	256	1519	182		182	200	39	239	145	145	1790	295	2085	
12	Fernangeles Pool	8851 Laurel Canyon Blvd, Sun Valley, CA 91352	Valley	6	925		925			0			0			0	925	0	925
13	Fremont Pool	7630 Towne Ave., Los Angeles, CA 90003	Pacific	9	640	63	703	205	3	208	65	8	73	85	85	995	74	1069	
14	Glassell Pool	3704 Verdugo Rd., Los Angeles, CA 90065	Metro	1	563	93	656	62	33	95	13	12	25	39	39	677	138	815	
15	Granada Hills Pool	16730 Chatsworth St., Granada Hills, CA 91344	Valley	12	733		733			0			0			0	733	0	733
16	Green Meadows Pool	431 E. 89th St., Los Angeles, CA 90003	Pacific	9	410		410			0			0			0	410	0	410
17	Griffith Park Pool	3401 Riverside Dr., Los Angeles, CA 90027	Metro	4	896		896			0			0			0	896	0	896
18	Hansen Dam Aquatic Center	11798 Foothill Blvd., Lake View Terrace, CA 901342	Valley	7			0			0			0			0	0	0	0
19	Harbor Pool	1221 N. Figueroa Pl., Wilmington, CA 90744	Pacific	15	822		822			0			0			0	822	0	822
20	Hey Rookie Pool	3601 S. Gaffey St., San Pedro, CA 90731	Pacific	15	653	55	708	61	29	90	24	40	64	25	25	763	124	887	
21	Highland Pool	6150 N. Piedmont Avenue, Los Angeles, CA 90042	Metro	1	687		687			0			0			0	687	0	687
22	Hollywood Pool	1122 Cole Ave., Los Angeles, CA 90038	Pacific	13	812		812			0			0			0	812	0	812
23	Hubert Humphrey Pool	12560 Filmore St., Pacoima, CA 91331	Valley	7	767	119	886	120	56	176	6	20	26	71	71	964	195	1159	
24	Jackie Tatum/Harvard Pool	6120 Denker St., Los Angeles, CA 90047	Pacific	8	731		731			0			0			0	731	0	731
25	John C. Argue Swim Stadium	3980 Bill Robertson Lane, Los Angeles, CA 90037	Pacific	9	2122	180	2302	311	102	413	167	79	246	144	144	2744	361	3105	
26	LACES Pool	5931 W. 18th St., Los Angeles, CA 90035	Pacific	10	949	155	1104	151	80	231	83	54	137	116	116	1299	289	1588	
27	Lanark Pool	21817 Strathern St., Canoga Park, CA 91304	Valley	3	826		826			0			0			0	826	0	826
28	Lincoln Pool	3501 Valley Blvd, Los Angeles, CA 90031	Metro	1	0		0			0			0			0	0	0	0
29	Mar Vista Pool	11655 Palms Blvd., Los Angeles, CA 90066	Pacific	11	613		613			0			0			0	613	0	613
30	North Hollywood Pool	5301 Tujunga Ave., North Hollywood, CA 91601	Valley	2	590		590			0			0			0	590	0	590
31	Northridge Pool	10058 Reseda Blvd., Northridge, CA 91324	Valley	12	663		663			0			0			0	663	0	663

EXHIBIT F - Baseline FY 2018/2019

YOUTH SPORT PARTNERSHIP



AQUATICS				Summer 2018 (6/1/18 - 8/31/18) Actual Enrollment (Baseline) Totals			Fall 2018 (9/1/18 - 12/31/18) Actual Enrollment (Baseline) Totals			Winter 2019 (1/1/19 - 3/31/19) Actual Enrollment (Baseline) Totals			Spring 2019 (4/1/19 - 5/31/19) Actual Enrollment (Baseline) Totals			FY 2018/2019 (6/1/18 - 5/31/19) Actual Enrollment (Baseline) Totals		
Facility	Address	Region	CD	Actual Enrollment (Baseline) - Classes	Actual Enrollment (Baseline) Sports Teams	Actual (Baseline) Total Enrollment	Actual Enrollment (Baseline) - Classes	Actual Enrollment (Baseline) Sports Teams	Actual (Baseline) Total Enrollment	Actual Enrollment (Baseline) - Classes	Actual Enrollment (Baseline) Sports Teams	Actual (Baseline) Total Enrollment	Actual Enrollment (Baseline) - Classes	Actual Enrollment (Baseline) Sports Teams	Actual (Baseline) Total Enrollment	Actual Enrollment (Baseline) - Classes	Actual Enrollment (Baseline) Sports Teams	Actual (Baseline) Total Enrollment
32	Pan Pacific Park Pool	141 S. Gardner St., Los Angeles, CA 90036	Pacific	4	416	416			0			0			0	416	0	416
33	Pecan Pool	120 S. Gless St., Los Angeles, CA 90033	Metro	14	331	331			0			0			0	331	0	331
34	Peck Park Pool	560 N. Western Ave., San Pedro, CA 90732	Pacific	15	0	0			0			0			0			0
35	Reseda Pool	18411 Victory Blvd, Reseda, CA 91335	Valley	3	962	962			0			0			0	962	0	962
36	Richard Alatorre Pool	4721 Klamath St., Los Angeles, CA 90032	Metro	14	928	152	1080	82	51	133	55	28	83	102	102	1167	231	1398
37	Ritchie Valens Pool	10731 Laurel Canyon Blvd., Pacoima, CA 91331	Valley	7	838	838			0			0			0	838	0	838
38	Roosevelt Pool	456 S. Mathews St., Los Angeles, CA 90033	Metro	14	602	32	634	33	11	44	7	6	13	10	10	652	49	701
39	Ross Snyder Pool	1501 East 41st St., Los Angeles, CA 90011	Pacific	9	637	637			0			0			0	637	0	637
40	Rustic Canyon Pool	601 Latimer Rd., Pacific Palisades, CA 90402	Pacific	11	48	48			0			0			0	48	0	48
41	Sepulveda Pool	8737 Kester Ave., Panorama City, CA 91402	Valley	6	1024	1024			0			0			0	1024	0	1024
42	South Park Pool	345 East 51st St., Los Angeles, CA 90011	Pacific	9	414	414			0			0			0	414	0	414
43	Stoner Park Pool	1835 Stoner Ave., Los Angeles, CA 90025	Pacific	11	365	365			0			0			0	365	0	365
44	Sun Valley Pool	8123 Vineland Ave., Sun Valley, CA 91352	Valley	6	813	813			0			0			0	813	0	813
45	Sylmar Pool	13109 Borden Ave, Los Angeles, CA 91342	Valley	7	926	926			0			0			0	926	0	926
46	Valley Plaza Pool	6715 Laurelgrove Ave., North Hollywood, CA 91606	Valley	2	802	802			0			0			0	802	0	802
47	Van Ness Pool	5720 2nd Avenue, Los Angeles, CA 90043	Pacific	2	0	0			0			0			0	0	0	0
48	Van Nuys Sherman Oaks Pool	14021 Huston St., Van Nuys, CA 91423	Valley	4	1136	158	1294	108	147	255	59	91	150	147	147	1450	396	1846
49	Venice High School Indoor Pool	2490 Walgrove Ave., Los Angeles, CA 90066	Pacific	11	921	135	1056	81	90	171	36	59	95	60	60	1098	284	1382
50	Verdugo Hills Pool	10654 Irma Ave., Tujunga, CA 91042	Valley	7	381	381			0			0			0	381	0	381
51	Westchester Pool	9100 Lincoln Blvd., Los Angeles, CA 90045	Pacific	11	775	775			0			0			0	775	0	775
52	Westwood Pool	1350 Sepulveda Blvd., Los Angeles, CA 90025	Pacific	5	391	99	490	81	54	135	68	25	93	5	5	545	178	723
53	Woodland Hills Pool	5858 Shoup Ave., Woodland Hills, CA 91367	Valley	3	965	31	996			0		0			0	965	31	996
54	Yosemite Pool	1840 Yosemite Dr., Los Angeles, CA 90041	Metro	14	599	43	642			0		0			0	599	43	642
Total Aquatics (includes Swim LA)				36,073	2,073	38,146	2,159	889	3,048	1,097	666	1,763	1,369	0	1,369	40,698	3,628	44,326

Exhibit G
Seasonal Sports Schedule

[See attached.]

Exhibit H

Key Performance Indicators (KPIs) Template

1. Organizations

- a. Number of enrolled organizations
- b. Geographical breakdown (participating regions/municipalities)
- c. New programs breakdown (include those that were already supported)
- d. Cancelled programs: reasons and impact (e.g. financial, legal, reputation)

2. Sports promoted

3. Participants (children and youngsters directly benefiting from the YSP)

- a. Number of participants
- b. Number of participants with a disability as determined by Adaptive Sport participation
- c. Gender breakdown
- d. Age groups breakdown
- e. Sport breakdown

4. Coaches/staff

- a. Number of trained coaches/staff
- b. Gender breakdown

5. Funding

- a. Total value
- b. Total monetary

6. Outcomes:

- Overall participation increase over the 2018-2019 baseline
- Percentage of parents that consider their children have a better lifestyle (physical and mental) because of the YSP
- Percentage of children reporting increased interest in new sports

Exhibit I

YSP Quality Assurance

RAP will assign lead points of contacts from its Executive Office, Human Resources Division, and Financial Administrative Services Branch to monitor and ensure all material provisions and responsibilities of the YSP are adhered to and meet compliance with the contract; to track data metrics and to log outcome progress. RAP will propose annual or as needed meetings with LA 2028 to go over any status updates or concerns; will provide an annual reporting or as needed progress updates to the CAO, City Council, and/or RAP Commission.

Exhibit J

Dispute Resolution

The Parties shall seek amicably to resolve by negotiation all disputes arising out of or in connection with this YSP Agreement, any YSP Project Plan entered into pursuant to the terms of this YSP Agreement, or any agreements, schedules or exhibits ancillary hereto or thereto. If, in spite of such negotiations, no mutually agreeable resolution between the Parties is reached, then either Party may provide written notice to the other Party, pursuant to Section 16 of the existence of such dispute (“Dispute Notice”). Any Dispute Notice shall include a detailed description of the disputed matter, any relevant documentation and other materials, and a detailed explanation of the position taken by the Party providing such Dispute Notice.

Within thirty (30) days following the delivery of any Dispute Notice the chairperson or the president or the chief executive officer of LA 2028 (“LA 2028 Executive”) (or the LA 2028 Executive’s designee) on the one hand and the Mayor of the City (or the Mayor’s designee), and the City Council President (or the City Council President’s designee) (collectively, the “City Representatives”) on the other shall meet in person, without others present, to resolve the subject of such Dispute Notice; provided, however, that if the LA 2028 Executive or the City Representatives notifies the other, pursuant to Section 17(a), that satisfactory resolution of the subject matter of the Dispute Notice is not practicable unless the LA 2028 Executive and City Representatives meet sooner than within a thirty (30) day period, then the LA 2028 Executive and City Representatives shall each use reasonable efforts to meet within a shorter period of time.

To the extent that any disputes that are the subject of a Dispute Notice delivered pursuant to Section 5 remain unresolved after a period of ninety (90) days following the meeting of the Executive and City Representatives as prescribed above, then unless the Executive and City Representatives mutually agree to an extension of the period in which to meet to resolve any dispute that is the subject of such Dispute Notice, either Party may make a request for arbitration and, in such event, such disputed matters shall be determined by final binding arbitration administered by the American Arbitration Association in accordance with its Commercial Arbitration Rules. The place of arbitration shall be in Los Angeles, California. There shall be one (1) arbitrator.

If a request for arbitration is not made prior to the tenth (10th) day following the conclusion of the ninety (90) day period described above or within ten (10) days following such longer period as may be mutually agreed upon, all claims of the Party who initiated the dispute resolution procedure shall be deemed waived, notwithstanding any state or federal statute of limitations.

Each Party shall bear its own costs of arbitration, including legal fees, except that the fees for the arbitrator and costs associated with the arbitrator shall be shared equally by the Parties; provided, however, that any costs forming the substance of the dispute shall be borne as determined by the arbitral award.

Exhibit K

Addresses for Notices

THE CITY OF LOS ANGELES

Eric Garcetti
Los Angeles Mayor
200 N. Spring St.
Los Angeles, CA 90012

Michael N. Feuer
Los Angeles City Attorney
200 N. Main St., Suite 800
Los Angeles, CA 90012-4137

Richard H. Llewellyn, Jr.
City Administrative Officer
200 N. Main St., Suite 1500
Los Angeles, CA 90012-4137

Michael A. Shull
Department of Recreation and Parks
221 North Figueroa Street, Suite 350
Los Angeles, CA 90012

Sharon M. Tso
Chief Legislative Analyst
200 N. Spring Street, Room 255
Los Angeles, CA 90012-4137

Holly L. Wolcott
City Clerk
200 N. Spring Street, Room 360
Los Angeles, CA 90012

LOS ANGELES ORGANIZING COMMITTEE FOR THE OLYMPIC AND PARALYMPIC GAMES 2028

Brian E. Nelson
Chief Legal Officer
10900 Wilshire Blvd.
Suite 700
Los Angeles, CA 90024

First Amendment to Youth Sport Partnership Agreement

This First Amendment to Youth Sport Partnership Agreement C-136936 (this "Amendment") is made and entered into as of the date of the last signature set forth below, and is by and between the City of Los Angeles, a municipal corporation (the "City"), acting by and through its Department of Recreation and Parks ("RAP") and the Los Angeles Organizing Committee for the Olympic and Paralympic Games 2028 ("LA28"). These entities shall be known herein collectively as the "Parties" or individually as a "Party." Capitalized terms used but not otherwise defined herein shall have the meanings ascribed in the Youth Sport Partnership Agreement (as defined below).

WHEREAS, the Parties entered into that certain agreement regarding the 2028 Youth Sport Partnership dated as of September 23, 2020 (the "Youth Sport Partnership Agreement"); and

WHEREAS, the Parties now desire to amend the Youth Sport Partnership Agreement to the extent set forth herein.

NOW, THEREFORE, in consideration of the foregoing and for other good and valuable consideration, the receipt and sufficiency of which are hereby acknowledged, the Parties hereby agree to amend and modify the Youth Sport Partnership Agreement as follows:

Section 1. Amendments.

1.1 Funding for Other Costs. Section 8(e) of the Youth Sport Partnership Agreement is hereby amended and restated in its entirety to read as follows:

“(e) Funding for Other Costs. Notwithstanding anything herein to the contrary, but subject to Section 8(e)(i), the City may use up to 4% of total Grant Funds (i.e., six million four hundred thousand dollars (\$6,400,000) (the "Other Costs Amount") to recoup or otherwise cover expenses that are consistent with the Parties’ shared goal to increase the number of City youth participating in sport and fitness programs but that do not otherwise qualify as Direct Costs, including but not limited to community engagement and outreach expenses, program Start-Up Costs, Safe Sport expenses, and marketing, program branding, and reporting requirements expenses ("Other Costs"). The City shall have broad discretion and unilateral control over how these funds are expended to support the above stated goals, as described in the YSP Project Plan for any given Fiscal Year. LA 2028 shall pay the City the Other Costs in quarterly payments as necessary to support each approved YSP Project Plan. Other Costs may vary from year to year; provided, however, that, subject to Section 8(e)(i), the total amount available for Other Costs over the Agreement Term shall not exceed the Other Costs Amount (i.e., \$6,400,000). These Grant Funds for Other Costs shall be credited towards LA 2028’s total commitment for YSP.

- (i) Notwithstanding the applicable foregoing terms of Section 8(e), but solely in the event that the City fully exhausts the Other Costs Amount (i.e., \$6,400,000) prior to the expiration of the Agreement Term, the Parties shall, reasonably promptly following the later to occur of (1) such date by which the City has fully exhausted the Other Costs Amount (i.e., \$6,400,000) and (2) September 1, 2025, discuss in good faith (i) the existence of any continued (or additional) and reasonable Other Costs and

(ii) to the extent any such costs are mutually identified, a potential corresponding, reasonable, and appropriate increase to the Other Costs Amount. As it concerns the terms of this Section 8(e)(i), the Parties shall (x) mutually agree upon a date (to be no earlier than September 1, 2025) to mark the commencement of such good faith discussions (such date, the “Discussion Commencement Date”) and (y) be obligated to so discuss in good faith for the thirty (30) consecutive day period immediately following the Discussion Commencement Date. For the avoidance of doubt, any amendment or modification to this YSP Agreement mutually agreed to by the Parties as a result of such good faith discussions shall be subject to the terms of Section 17(d) hereof (Amendment; Waiver).”

1.2 Definition of Direct Costs. The first sentence of Section 6(f) of the Youth Sport Partnership Agreement is hereby amended and restated in its entirety to read as follows:

“(f) “Direct Costs” shall mean those costs incurred by the Grantee of the type described in *Exhibit B*, and reimbursable at the rates set forth in, or otherwise defined pursuant to the terms of *Exhibit B*, subject to the terms and conditions of this YSP Agreement.”

1.3 Certain Transportation Expenses and NGB Membership Expenses as Direct Costs. Exhibit B to the Youth Sport Partnership Agreement shall be amended by adding the following words directly beneath the standalone chart entitled “Class”:

“Transportation Costs. Beginning with the YSP Project Plan corresponding with Fiscal Year 2022-23 (the “FY 22-23 Project Plan”) and for each YSP Project Plan thereafter, Direct Costs may include reasonable and mutually agreed upon expenses directly and exclusively associated with the direct transporting of Eligible Participants to, or from, certain mutually-agreed upon Signature Youth Sport Program Activities (“Transportation Costs”). For each applicable YSP Project Plan, the Transportation Costs shall be exclusively reflected as the *product of*:

- (1) with respect to each applicable Signature Youth Sport Program Activity, a reasonable and mutually agreed upon dollar rate per Eligible Participant that (x) takes into account solely (i) RAP coach or instructor wages applicable to time spent transporting Eligible Participants on the terms set forth above and (ii) applicable bus rental expenses (if any), (y) is determined via reference to, among other things, relevant RAP financial and staffing records (historical or otherwise), and (z) is established by the Parties in connection with the FY 22-23 Project Plan

multiplied by

- (2) with respect to each applicable Signature Youth Sport Program Activity, the number of Eligible Participants participating in such Activity.

For the avoidance of doubt, the Transportation Costs shall exclude any capital expenditure.

NGB Membership Costs. Beginning with the FY 22-23 Project Plan and for each YSP Project Plan thereafter, Direct Costs may include, solely as it concerns NGB-sanctioned Leagues and Classes that (i) exclusively offer NGB-certified programming; (ii) are offered on an, at minimum, multi-week basis; and (iii) charge NGB individual participant membership fees (the “NGB Sanctioned Activities”), NGB individual participant membership fees charged to Eligible Participants (in an amount not to exceed a reasonable dollar amount per each Eligible Participant that is participating in an NGB Sanctioned Activity) (the “NGB Membership Costs”). In connection with any Project Plan seeking funding for NGB Membership Costs, RAP shall submit to LA28 documentation evidencing the amount of membership fees being charged by NGBs to Eligible Participants (on a per participant and per NGB Sanctioned Activity basis).”

1.4 Seasonal Advance Funding; Aquatic Costs. The paragraph of Section 9(b)(iii) of the Youth Sport Partnership Agreement beginning with the words “The amount of Seasonal Advance Funding” is hereby amended and restated in its entirety as follows:

“For each season prior to the season(s) corresponding to the FY 22-23 Project Plan (as defined in *Exhibit B*), the amount of Seasonal Advance Funding for each season shall be the sum of (x) the Anticipated Enrollment for such season at each Recreation Center multiplied by \$180 for Leagues (the “Leagues Sum”), (y) the Anticipated Enrollment for such season at each Recreation Center multiplied by \$80 for Classes (the “Classes Sum”), and (z) the unit costs for aquatic classes and aquatic leagues (the “Aquatic Costs”). The Aquatic Costs have not yet been defined, but the Parties agree (i) to work together in good faith to define the Aquatic Costs and (ii) that the City may submit the Aquatic Costs as a part of the Signature Youth Sports Program, for a given Fiscal Year in the YSP Project Plan for that Fiscal Year.

Notwithstanding the foregoing, beginning with the season(s) corresponding to the FY 22-23 Project Plan (and for each season thereafter), the amount of Seasonal Advance Funding for each season shall be the sum of:

- (1) the Leagues Sum;
- (2) the Classes Sum;
- (3) the Transportation Costs (as defined in *Exhibit B*);
- (4) the NGB Membership Costs (as defined in *Exhibit B*); and
- (5) the Aquatic Costs (it being expressly acknowledged and agreed that the Aquatic Costs may include, as and to extent mutually agreed to by the Parties, expenses associated with the operation of RAP pools outside of customary operating hours; provided that such expenses (x) bear a direct, proportionate and reasonable relationship to the aquatic leagues and classes being offered by RAP and (y) to the extent applicable, are of

a comparable nature to expenses for extended pool operating hours previously funded by LA28 in connection with the City's SWIMLA youth aquatic program).”

Section 2. Miscellaneous.

2.1 Ratification. Except as expressly amended hereby, the Youth Sport Partnership Agreement is in all respects ratified and confirmed and all the terms, conditions and provisions thereof shall remain in full force and effect, and are expressly incorporated herein.

2.2 Order of Precedence. In the event of any conflict or inconsistency between this Amendment and the Youth Sport Partnership Agreement and/or the attachments or exhibits thereto, such conflict or inconsistency shall be resolved in accordance with the following order of precedence:

1. This Amendment to Youth Sport Partnership Agreement.
2. The Youth Sport Partnership Agreement.
3. Attachments or exhibits to the Youth Sport Partnership Agreement.

2.3 IOC Approval Required. The Parties acknowledge and agree that, pursuant to Section 17(k) of the Youth Sport Partnership Agreement, the understandings set forth in this Amendment are subject to the written approval of the IOC and shall not be binding upon any Party unless and until such written approval is obtained.

[The remainder of this page has intentionally been left blank; signature pages follow.]

IN WITNESS WHEREOF, the Parties hereto have caused this Amendment to be executed by their duly authorized representatives and affixed as of the date of signature of the Parties:

THE CITY OF LOS ANGELES, a municipal corporation, acting by and through its DEPARTMENT OF RECREATION AND PARKS

By: 
ANTHONY-PAUL (AP) DIAZ, Esq.
Executive Officer
City of Los Angeles
Department of Recreation and Parks

Date: 5/11/2022

APPROVED AS TO FORM:


MICHAEL N. FEUER, City Attorney

By: 

Date: 5/10/2022

ATTEST:


HOLLY L. WOLCOTT, City Clerk

By: 

Date: 5-12-22



LOS ANGELES ORGANIZING COMMITTEE FOR THE OLYMPIC AND PARALYMPIC GAMES 2028

By: 
KATHY CARTER
Chief Executive Officer

Date: 5/10/2022

Second Amendment to Youth Sport Partnership Agreement

This Second Amendment to Youth Sport Partnership Agreement C-136936 (this “Amendment”) is made and entered into as of the date of the last signature set forth below, and is by and between the City of Los Angeles, a municipal corporation (the “City”), acting by and through its Department of Recreation and Parks (“RAP”) and the Los Angeles Organizing Committee for the Olympic and Paralympic Games 2028 (“LA28”). These entities shall be known herein collectively as the “Parties” or individually as a “Party.” Capitalized terms used but not otherwise defined herein shall have the meanings ascribed in the Youth Sport Partnership Agreement (as defined below).

WHEREAS, the Parties entered into that certain agreement regarding the 2028 Youth Sport Partnership dated as of September 23, 2020, as amended by that certain First Amendment to Youth Sport Partnership Agreement dated as of May 12, 2022 (the “Youth Sport Partnership Agreement”); and

WHEREAS, the Parties now desire to amend the Youth Sport Partnership Agreement to the extent set forth herein.

NOW, THEREFORE, in consideration of the foregoing and for other good and valuable consideration, the receipt and sufficiency of which are hereby acknowledged, the Parties hereby agree to amend and modify the Youth Sport Partnership Agreement as follows:

Section 1. Amendments.

1.1 Definition of Fee Waiver. Section 6(i) of the Youth Sport Partnership Agreement is hereby amended and restated in its entirety to read as follows:

(i) “Fee Waiver” shall mean the self-certification form by which financial need shall be assessed, in substantially the same form as *Exhibit D* attached hereto. Each Fee Waiver shall include certification that the Youth participant’s combined family income is under the then existing Low Income Limit established by the United States Department of Housing and Urban Development (“HUD”) for 3-member families in the Los Angeles-Long Beach-Glendale, California HUD Metro Fair Market Rent Area (the “Current Low Income Limit”).

1.2 Definition of Pre-Qualified Recreation Center. Section 6(m) of the Youth Sport Partnership Agreement is hereby amended and restated in its entirety to read as follows:

(m) “Pre-Qualified Recreation Center” shall mean those Recreation Centers located in neighborhoods where the median household income is less than the Current Low Income Limit within a half-mile radius, in accordance with the California State Parks Community Fact Finder. Pre-Qualified Recreation Centers will be identified based on the Current Low Income Limit in the annual YSP Project Plan and selection will prioritize sites where increased investments promote equitable access to sports and fitness opportunities. Subject to mutual agreement by the Parties, the Parties may adjust or re-classify how Pre-Qualified Recreation Centers are pre-qualified in order to increase participant access or to adjust for capacity, provided that LA28 shall provide the IOC with notice prior to any such adjustments or reclassifications.

1.3 Self-Certification Form. Exhibit D to the Youth Sport Partnership Agreement is hereby amended and restated in its entirety to read as set forth in Exhibit D attached hereto.

Section 2. Miscellaneous.

2.1 Ratification. Except as expressly amended hereby, the Youth Sport Partnership Agreement is in all respects ratified and confirmed and all the terms, conditions and provisions thereof shall remain in full force and effect, and are expressly incorporated herein.


2.2 Order of Precedence. In the event of any conflict or inconsistency between this Amendment and the Youth Sport Partnership Agreement and/or the attachments or exhibits thereto, such conflict of inconsistency shall be resolved in accordance with the following order of precedence:

1. This Second Amendment to the Youth Sport Partnership Agreement;
2. The Youth Sport Partnership Agreement;
3. Attachments or exhibits to the Youth Sport Partnership Agreement.

[The remainder of this page has intentionally been left blank; signature pages follow.]


IN WITNESS WHEREOF, the Parties hereto have caused this Amendment to be executed by their duly authorized representatives and affixed as of the date of signature of the Parties:

THE CITY OF LOS ANGELES, a municipal corporation, acting by and through its DEPARTMENT OF RECREATION AND PARKS


By: 
[Jimmy Kim]
[General Manager]

Date: 12/8/2023

APPROVED AS TO FORM:

By: 
Date: 12/12/2023

ATTEST:

By: 
Date: 12/12/23



LOS ANGELES ORGANIZING COMMITTEE FOR THE OLYMPIC AND PARALYMPIC GAMES 2028

By: 
DocuSigned by:
Kathryn Carter
CE28B0854E4644A...
KATHRYN CARTER
Chief Executive Officer

Date: 06-Dec-2023

Exhibit D

YEAR: _____

CITY OF LOS ANGELES
DEPARTMENT OF RECREATION AND PARKS

SELF-CERTIFICATION FORM

Participant Name

**Age
Gender**

Nombre del Participante: _____ **Edad:** _____ **Sexo:**
M _____ F _____

Parent/Guardian Signature

Date

Firma del Padre/Tutor _____ **Fecha:**

The participant listed lives in a household with a combined family income of under \$[INSERT CURRENT HUD LOW INCOME LIMIT FOR 3-MEMBER FAMILIES IN LA METRO AREA].

APPLICANT STATEMENT: I certify that the information provided on this form is accurate and complete. I acknowledge that providing false information shall be grounds for termination from the program. I therefore authorize such verification, and will provide supporting documents if requested.

Parent Consent: I give permission for my child, whose name is listed below, to participate in the City of Los Angeles Department of Recreation and Parks Program. I authorize the City to make, procure or use photographs, film, tapes or other likenesses or Minor's physical image and/or voice as may be needed for use with program's publicity material. I agree to hold harmless the City of Los Angeles, Department of Recreation and Parks. **I understand that the City of Los Angeles carries no insurance.** I also understand the City of Los Angeles Department of Recreation and Parks Program reserves the right to dismiss a child for any conduct detrimental to the program.



FORMA DE AUTO-CERTIFICACION

ANO: _____

El participante mencionado anteriormente vive en un hogar con un ingreso familiar combinado de \$[INSERT CURRENT HUD LOW INCOME LIMIT FOR 3-MEMBER FAMILIES IN LA METRO AREA] o menos.

DECLARACIÓN DEL PARTICIPANTE: Yo certifico que la información proveída en esta forma es precisa y complete. Yo reconozco que proveer información falsa podría ser causa de descalificación del programa. Yo, por lo tanto autorizo tal verificación y proveeré documentos adicionales si fuesen requeridos.

CONSENTIMIENTO DE PADRE: Yo le doy permisión a mi hijo/a, cual está nombrado, ha participar en la programa de City of Los Angeles Department of Recreation and Parks. Autorizo la Ciudad hacer, procurar o utilizar fotografías, películas, grabaciones u otros imágenes físicos y/o de voz cuales sean necesarios para uso con la materia de publicidad del programa. Estoy de acuerdo considerar la Ciudad de Los Ángeles, Departamento de Recreación y Parques, oficiales, agentes, empleados y co-patrocinadores inofensivos por cualquier herida a mi hijo/a cual resulte de la participación en la Academia de Deportes. **Entiendo que la Ciudad de Los Ángeles no carga aseguranza.** También entiendo que la programa de City of Los Angeles Department of Recreation and Parks reserve el derecho despedir a un participante por cualquier conducto perjudicial al programa.

RECREATION

2024/2025 Sports Leagues, Classes & Clinics Yearly Calendar / Olympic Movement							
<u>Season</u>	<u>Activities</u>	<u>Registration Starts</u>	<u>League or Classes /Clinics Start</u>	<u>Leagues End By</u>	<u>Classes/ Clinics End By</u>	<u>Potential Offerings</u>	<u>City Wide Championships</u>
Summer 2024	Sports League	First Monday in May 5/6/2024	7/8/2024	9/7/2024		Coed Basketball, GPLA Basketball, GPLA Volleyball, Coed Flag Football, Coed Soccer	
Summer 2024	Classes /Clinics	6/3/2024	7/8/2024		9/14/2024	Signature Classes-Classes Badminton, Dance, Fitness Classes, Sports & Games	
Fall 2024	Sports League	First Monday in August 8/5/2024	10/5/2024	11/23/2024		<i>Flag Football, Soccer, Girls Volleyball</i> Coed Basketball, GPLA Basketball	<u>Volleyball Football / Soccer</u> December 10-14, 2024
Fall 2024	Classes /Clinics	8/26/2024	10/5/2024		12/7/2024	Signature Classes- J Classes Dance, Sports & Games, Fitness Classes	
Winter 2025	Sports League	First Monday in Nov. 11/4/2024	1/4/2025	2/22/2025		<i>Basketball, GPLA Basketball</i> GPLA Volleyball, Coed Flag Football, Coed Soccer	<u>Basketball</u> Citywide Championship April 2-5, 2025
Winter 2025	Classes /Clinics	12/2/2024	1/6/2025		3/22/2025	Signature Classes-Classes Dance, Archery, Sports & Games, Fitness Classes	
Spring 2025	Sports League	First Monday in Feb. 2/3/2025	4/5/2025	6/7/2025		<i>Baseball and Softball</i> Coed Basketball, GPLA Basketball, GPLA Volleyball, Coed Flag Football, GPLA Flag Football, Coed Soccer	<u>Baseball and Softball</u> July 8-13, 2025
Spring 2025	Classes /Clinics	3/3/2025	4/7/2025		6/21/2025	Signature Classes-Classes Skateboarding, Dance, Sports & Games, Fitness Classes, Archery	

AQUATICS

2024/2025 Aquatics Sports/Lessons Calendar

Season	Activities	Registration Starts	League or Classes Start	Leagues End By	Classes End By	Offerings	City Wide Championships
Summer 2024	Sports Leagues	6/8/24	6/10/24	9/2/24		Swim, Artistic Swim, Dive, Water Polo	Swim: 8/3/24, Artistic Swim: 8/10/24, Dive 8/4/24, Water Polo: 8/11/24
Summer 2024	Classes	6/9/24	6/17/24		8/23/24		
Summer 2024	Signature programs	5/4/24	6/17/24		8/9/24	Signature Program: Surfing, Kayak	
Fall 2024	Sports Leagues	9/15/24	9/17/24	12/20/24		Dive Signature Program: Team Swim SwimLA: USA Swim	TSLA: USAS 12/14/24, Dive: 12/7/24
Fall 2024	Classes	9/14/24	9/14/24		12/13/24		
Fall 2024	Surfing	8/3/24	9/17/24		12/13/24	Signature Program: Surfing, Kayak	
Winter 2025	Sports Leagues	1/25/25	1/28/25	4/18/25		Artistic Swim, Water Polo Signature Program: Team Swim SwimLA: USA Swim	TSLA: USAS 5/10/25, Artistic Swim: 5/3/25, Water Polo: 5/4/24
Winter 2025	Classes	1/4/25	1/4/25		3/28/25		
Winter 2025	Surfing	11/2/24	1/4/25		3/28/25	Signature Program: Surfing, Kayak	
Spring 2025	Classes	3/29/25	3/29/25		5/23/25		
Spring 2025	Surfing	2/1/25	3/29/25		5/23/25	Signature Program: Surfing, Kayak	

ADAPTIVE

2024/2025 Adaptive Sports Clinics, Camps, and Classes						
<u>Season</u>	<u>Activities</u>	<u>Registration Starts</u>	<u>Clinics/Camps/Classes Start</u>	<u>Clinics End By</u>	<u>Potential Adaptive Sports Clinics/Camps Offering</u>	<u>City Wide Championships</u>
Summer 2024	Adaptive Sport Classes	First Monday in May 5/6/2024	7/8/2024	9/7/2024	Para Equestrian	
Summer 2024	Adaptive Sport Clinics	First Monday in May 5/6/2024	7/8/2024	9/7/2024	Wheelchair Basketball	
Summer 2024	Adaptive Sport Camps	First Monday in May 5/6/2024	7/8/2024	9/7/2024	Para Surfing	
Summer 2024	Adaptive Sport Camps	First Monday in May 5/6/2024	7/8/2024	9/7/2024	Adaptive Archery	
Fall 2024	Adaptive Sport Clinics	<i>First Monday in August. 8/5/2024</i>	10/5/2024	11/23/2024	Adaptive Skateboarding	
Fall 2024	Adaptive Sport Classes	<i>First Monday in August. 8/5/2024</i>	10/5/2024	11/23/2024	Adaptive Swimming	
Fall 2024	Adaptive Sport Clinics	<i>First Monday in August. 8/5/2024</i>			Blind Soccer	
Fall 2024	Adaptive Sport Classes	<i>First Monday in August. 8/5/2024</i>	10/5/2024	11/23/2024	Para Equestrian	
Winter 2025	Adaptive Sport Classes	<i>First Monday in November. 11/4/2024</i>			Adaptive Swimming	
Winter 2025	Adaptive Sport Classes	<i>First Monday in November. 11/4/2024</i>	1/4/2025	2/22/25	Para Equestrian	
Winter 2025	Adaptive Sport Clinics	<i>First Monday in November. 11/4/2024</i>	1/4/2025	2/22/25	Sitting Volleyball	

ADAPTIVE

2024/2025 Adaptive Sports Clinics, Camps, and Classes						
<u>Season</u>	<u>Activities</u>	<u>Registration Starts</u>	<u>Clinics/Camps/Classes Start</u>	<u>Clinics End By</u>	<u>Potential Adaptive Sports Clinics/Camps Offering</u>	<u>City Wide Championships</u>
Spring 2025	Adaptive Sport Clinics	<i>First Monday in February. 2/3/2025</i>	4/05/2025	6/07/2025	Adaptive Athletics	
Spring 2025	Adaptive Sport Classes	<i>First Saturday in February. 2/3/2025</i>			Adaptive Swimming	
Spring 2025	Adaptive Sport Classes	<i>First Monday in February. 2/3/2025</i>	4/05/2025	6/07/2025	Para Equestrian	
Spring 2025	Adaptive Sport Clinic	<i>First Monday in February. 2/3/2025</i>	4/05/2025	6/07/2025	Goalball	
Spring 2025	Adaptive Sport Clinics	<i>First Monday in February. 2/3/2025</i>	4/05/2025	6/07/2025	Wheelchair Tennis	

COACHING TRAINING												
ANNUAL												
							SPORT					
TRAINING	TYPE OF TRAINING (Online, In Person, Print Materials, etc.)	TRAINING DURATION	HOW IS TRAINING BEING CERTIFIED AND/OR REPORTED?	PARTICIPANTS	LOCATION	TRAINING PROVIDER	BASKETBALL	SOCCER	VOLLEYBALL	SOFTBALL	FLAG FOOTBALL	BASEBALL
Play Safe LA	In Person & Online + Printed Material	90 min FT Staff 45 min PT Staff and Coaches	SafeSport & RAP track completion	Staff and coaches	All Regions	US Center for Safe Sport	X	X	X	X	X	X

COACHING TRAINING												
SUMMER 2024												
Training objectives include: (1) communicating with athletes; (2) motivating young athletes; (3) coaching challenging athletes; (4) importance of well-planned practice; (5) developing a coaching philosophy; (6) why kids play sports and why many drop-out; (7) coaches code of conduct; (8) skills clinics; and (9) gender equity guidelines.												
							SPORT					
TRAINING	TYPE OF TRAINING (Online, In Person, Print Materials, etc.)	TRAINING DURATION	HOW IS TRAINING BEING CERTIFIED AND/OR REPORTED?	PARTICIPANTS	LOCATION	TRAINING PROVIDER	BASKETBALL	SOCCER	VOLLEYBALL	SOFTBALL	FLAG FOOTBALL	BASEBALL
Youth Development Training	In Person with Print Materials	120 Minutes	In Person Sign-in Sheets	Staff and coaches	Regional	Positive Coaching Alliance				X		X

COACHING TRAINING												
FALL 2024												
Training objectives include: (1) communicating with athletes; (2) motivating young athletes; (3) coaching challenging athletes; (4) importance of well-planned practice; (5) developing a coaching philosophy; (6) why kids play sports and why many drop-out; (7) coaches code of conduct; (8) skills clinics; and (9) gender equity guidelines.												
							SPORT					
TRAINING	TYPE OF TRAINING (Online, In Person, Print Materials, etc.)	TRAINING DURATION	HOW IS TRAINING BEING CERTIFIED AND/OR REPORTED?	PARTICIPANTS	LOCATION	TRAINING PROVIDER	BASKETBALL	SOCCER	VOLLEYBALL	SOFTBALL	FLAG FOOTBALL	BASEBALL
Double-Goal Coach / Culture, Practices and Games	In Person with Print Materials (book)	120 Minutes	In Person Sign-in Sheets	Staff and coaches	Regional	Positive Coaching Alliance		X	X		X	
RAP Coaching Plan	In Person	120 Minutes	In Person Sign-in Sheets	Staff	Regional	Center for Healing & Justice Through Sport	X	X	X	X	X	X

COACHING TRAINING

WINTER 2025

Training objectives include: (1) communicating with athletes; (2) motivating young athletes; (3) coaching challenging athletes; (4) importance of well-planned practice; (5) developing a coaching philosophy; (6) why kids play sports and why many drop-out; (7) coaches code of conduct; (8) skills clinics; and (9) gender equity guidelines.

TRAINING	TYPE OF TRAINING (Online, In Person, Print Materials, etc.)	TRAINING DURATION	HOW IS TRAINING BEING CERTIFIED AND/OR REPORTED?	PARTICIPANTS	LOCATION	TRAINING PROVIDER	SPORT					
							BASKETBALL	SOCCER	VOLLEYBALL	SOFTBALL	FLAG FOOTBALL	BASEBALL
Positive Motivation, Getting the Best from Athlete	In Person with Online Resources	120 minutes	In-person sign in sheets	Staff	Regional	Positive Coaching Alliance						X
RAP Coaching Plan	In Person	120 Minutes	In Person Sign-in Sheets	Staff	Regional	Center for Healing & Justice Through Sport	X	X	X	X	X	X
Double-Goal Coach / Culture, Practices and Games	In Person with Printed Materials (book)	120 Minutes	In Person Sign-in Sheets	Staff and coaches	Regional	Positive Coaching Alliance	X					

COACHING TRAINING

SPRING 2025

Training objectives include: (1) communicating with athletes; (2) motivating young athletes; (3) coaching challenging athletes; (4) importance of well-planned practice; (5) developing a coaching philosophy; (6) why kids play sports and why many drop-out; (7) coaches code of conduct; (8) skills clinics; and (9) gender equity guidelines.

TRAINING	TYPE OF TRAINING (Online, In Person, Print Materials, etc.)	TRAINING DURATION	HOW IS TRAINING BEING CERTIFIED AND/OR REPORTED?	PARTICIPANTS	LOCATION	TRAINING PROVIDER	SPORT					
							BASKETBALL	SOCCER	VOLLEYBALL	SOFTBALL	FLAG FOOTBALL	BASEBALL
RBI Training	In Person	120 minutes	In-person sign in sheets	Staff and coaches	Location varies - City, County and private facilities	LA Dodger Foundation				X		X
Double-Goal Coach / Culture, Practices and Games	In Person with Print Materials (book)	120 Minutes	In Person Sign-in Sheets	Staff and coaches	Regional	Positive Coaching Alliance	X	X				
Gender Equity Division: Sports 101	In Person with Print Materials	120 Minutes	In Person Sign-in Sheets	Staff	Regional	Recreation and Parks Staff implementing training provided by Positive Coaching Alliance and We Coach	X	X	X	X		
RAP Coaching Plan	In Person	120 Minutes	In Person Sign-in Sheets	Staff	Regional	Center for Healing & Justice Through Sport	X	X	X	X	X	X

COACHES TRAINING
Fall 2024

Training objectives include : (1) communicating with athletes; (2) motivating young athletes; (3) coaching challenging athletes; (4) importance of a well-planned practice; (5) developing a coaching philosophy; (6) why kids play sports and why many drop-out; (7) coaches code of conduct; (8) skills clinics; (9) gender equity guidelines; (10) Social media training; (11) Bullying policy; (12) CDC concussion protocol training; and (13) safety/CPR training.

							SPORTS			
TRAINING	TYPE OF TRAINING (Online, In Person, Print Materials, etc.)	TRAINING DURATION	HOW IS TRAINING BEING CERTIFIED AND/OR REPORTED	PARTICIPANTS	LOCATION	TRAINING PROVIDER	Swimming	Water Polo	Artistic Swim	Diving
L.A City Swimming Coaches Training	In-person, Powerpoint Presentation, Safe training practices, PPT Handouts, Coaches manual, In water training	4 hrs	In-person sign in sheets	Coaches	Designated City facility	RAP Staff	X			
L.A City Dive Coaches Training	In-person, Powerpoint Presentation, Safe training practices, PPT Handouts, Coaches manual, In water training	4 hrs	In-person sign in sheets	Coaches	Designated City facility	RAP Staff				X
Citywide Aquatics Off-Season Part Time Orientation	In-person, Powerpoint Presentation, Safe Work Practices, PPT Handouts, Child Abuse Reporting, In water training	4 hrs	In-person sign in sheets	Coaches	Designated City facility	RAP Staff	X	X	X	X

COACHES TRAINING
Winter 2025

Training objectives include : (1) communicating with athletes; (2) motivating young athletes; (3) coaching challenging athletes; (4) importance of a well-planned practice; (5) developing a coaching philosophy; (6) why kids play sports and why many drop-out; (7) coaches code of conduct; (8) skills clinics; (9) gender equity guidelines; (10) Social media training; (11) Bullying policy; (12) CDC concussion protocol training; and (13) safety/CPR training.

							SPORTS			
TRAINING	TYPE OF TRAINING (Online, In Person, Print Materials, etc.)	TRAINING DURATION	HOW IS TRAINING BEING CERTIFIED AND/OR REPORTED	PARTICIPANTS	LOCATION	TRAINING PROVIDER	Swimming	Water Polo	Artistic Swim	Diving
L.A City Swimming Coaches Training	In-person, Powerpoint Presentation, Safe training practices, PPT Handouts, Coaches manual, In water training	4 hrs	In-person sign in sheets	Coaches	Designated City facility	RAP Staff	X			
L.A City Water Polo Coaches Training	In-person, Powerpoint Presentation, Safe training practices, PPT Handouts, Coaches manual, In water training	4 hrs	In-person sign in sheets	Coaches	Designated City facility	RAP Staff		X		
L.A City Artistic Swim Coaches Training	In-person, Powerpoint Presentation, Safe training practices, PPT Handouts, Coaches manual, In water training	4 hrs	In-person sign in sheets	Coaches	Designated City facility	RAP Staff			X	

LIST OF PREQUALIFIED AND NON PREQUALIFIED SITES - REC CENTERS AND AQUATICS

Aug-24

RECREATION CENTERS - Pre-qualified				
Facility	Address	Region	CD	
1	109th Street R.C.	1464 E. 109th St., Los Angeles, CA 90059	Pacific	15
2	Algin Sutton R.C.	8800 S. Hoover St., Los Angeles, CA 90044	Pacific	8
3	Alpine R.C.	817 Yale St., Los Angeles, CA 90012	Metro	1
4	Andres and Maria Cardenas R.C.	14740 Blythe St., Panorama City, CA 91402	Valley	6
5	Baldwin Hills R.C.	5401 Highlight Pl., Los Angeles, CA 90016	Pacific	10
6	Banning R.C.	1331 Eubank Ave, Wilmington, CA 90744	Pacific	15
7	Bellevue R.C.	826 Lucile Ave., Los Angeles, CA 90026	Metro	13
8	Boyle Heights Sports Center	933 South Mott St., Los Angeles, CA 90023	Metro	14
9	Cabrillo Beach Bath House	3800 Stephen M White Drive, San Pedro, CA 90731	Pacific	15
10	Central R.C.	1357 East 22nd St., Los Angeles, CA 90011	Pacific	9
11	Chevy Chase R.C.	4165 Chevy Chase Dr., Los Angeles, CA 90039	Metro	13
12	Costello R.C.	3141 E. Olympic Bl., Los Angeles, CA 90023	Metro	14
13	Cypress Park R.C.	2630 Pepper Ave., Los Angeles, CA 90065	Metro	1
14	David M. Gonzales/Pacoima R.C.	10943 Herrick Ave., Pacoima, CA 91331	Valley	7
15	Delano R.C.	15100 Erwin St., Van Nuys, CA 91411	Valley	6
16	Denker R.C.	1550 West 35th Pl., Los Angeles, CA 90018	Pacific	8
17	Downey R.C.	1772 North Spring St, Los Angeles, CA 90031	Metro	1
18	E. Wilmington Greenbelt Community Center	918 North Sanford Ave., Wilmington, CA 90744	Pacific	15
19	Echo Park R.C.	1632 Bellevue Ave, Los Angeles, CA 90026	Metro	13
20	El Sereno R.C.	4721 Klamath St., Los Angeles, CA 90032	Metro	14
21	Elysian Valley R.C.	1811 Ripple St., Los Angeles, CA 90039	Metro	13
22	Evergreen R.C.	2844 E. 2nd St, Los Angeles, CA 90033	Metro	14
23	Expo Center/Roy Anderson R.C.	3980 South Bill Robertson Lane, Los Angeles, CA 90037	Expo	9
24	Fernangeles R.C.	8851 Laurel Canyon Blvd, Sun Valley, CA 91352	Valley	6
25	Fred Roberts R.C.	4700 S. Honduras St., Los Angeles, CA 90011	Pacific	9
26	Gilbert Lindsay R.C.	429 E. 42nd Pl., Los Angeles, CA 90011	Pacific	9
27	Glassell Park R.C.	3650 Verdugo Rd., Los Angeles, CA 90065	Metro	1
28	Granada Hills R.C.	16730 Chatsworth St., Granada Hills, CA 91344	Valley	12
29	Green Meadows R.C.	431 E. 89th St., Los Angeles, CA 90003	Pacific	9
30	Harbor City R.C.	24901 Frampton Ave, Harbor City, CA 90710	Pacific	15
31	Hazard Park R.C.	2230 Norfolk St, Los Angeles, CA 90033	Metro	14
32	Highland Park R.C.	6150 N. Piedmont Avenue, Los Angeles, CA 90042	Metro	14
33	Hollenbeck Park R.C.	415 S. St. Louis St, Los Angeles, CA 90033	Metro	14
34	Hollywood R.C.	1122 Cole Ave., Los Angeles, CA 90038	Metro	13
35	Hoover R.C.	1010 W. 25th St., Los Angeles, CA 90007	Metro	1
36	Hubert Humphrey R.C.	12560 Filmore St., Pacoima, CA 91331	Valley	7
37	Jackie Tatum Harvard R.C.	1535 W. 62nd St., Los Angeles, CA 90047	Pacific	8
38	Jim Gilliam R.C.	4000 S. La Brea Avenue, Los Angeles, CA 90008	Pacific	10
39	Lafayette MultiPurpose Community Center	625 South Lafayette Park Place, Los Angeles, CA 90057	Metro	10
40	Lake Street Park	227 North Lake St., Los Angeles, CA 90026	Metro	13
41	Lanark R.C.	21816 Lanark St, Canoga Park, CA 91305	Valley	3
42	Leland R.C.	863 S. Herbert Ave, San Pedro, CA 90731	Pacific	15
43	Lemon Grove R.C.	4959 Lemon Grove Ave, Los Angeles, CA 90029	Metro	13
44	Lincoln Heights R.C.	2303 Workman Street, Los Angeles, CA 90033	Metro	1
45	Lincoln Heights Youth Center	2911 Altura Street, Los Angeles, CA 90031	Metro	1
46	Lincoln Park R.C.	3501 Valley Blvd, Los Angeles, CA 90031	Metro	14
47	Loren Miller R.C.	2717 Halldale Ave, Los Angeles, CA 90018	Pacific	8
48	Macarthur Park R.C.	2230 W. 6th St., Los Angeles, CA 90057	Metro	1
49	Martin Luther King, Jr. R.C.	3916 S. Western Avenue, Los Angeles, CA 90062	Pacific	8
50	Mount Carmel R.C.	830 West 70th St., Los Angeles, CA 90044	Pacific	8
51	Normandale R.C.	22400 S. Halldale Ave., Los Angeles, CA 90501	Pacific	15
52	Normandie R.C.	1550 S. Normandie Avenue, Los Angeles, CA 90006	Metro	1
53	North Hills Community Park	8756 N. Parthenia Pl, North Hills, CA 91343	Valley	6

LIST OF PREQUALIFIED AND NON PREQUALIFIED SITES - REC CENTERS AND AQUATICS

Aug-24

54	North Hollywood R.C.	11430 Chandler Blvd, North Hollywood, CA 91601	Valley	2
55	North Weddington R.C.	10844 Acama St., Studio City, CA 91602	Valley	2
56	Panorama City R.C.	8600 Hazeltine Ave., Panorama City, CA 91402	Valley	6
57	Pecan R.C.	127 South Pecan St., Los Angeles, CA 90033	Metro	14
58	Poinsettia R.C.	7341 Willoughby Ave, Los Angeles, CA 90046	Metro	5
59	Queen Anne R.C.	1240 West Blvd, Los Angeles, CA 90019	Metro	10
60	Ramon Garcia R.C.	1016 S. Fresno Street, Los Angeles, CA 90023	Metro	14
61	Rancho Cienega Sports Complex	5001 Rodeo Rd, Los Angeles, CA 90016	Pacific	10
62	Reseda R.C.	18411 Victory Blvd, Reseda, CA 91335	Valley	3
63	Rio de Los Angeles State Park	1900 N. San Fernando Rd, Los Angeles, CA 90065	Metro	1
64	Ritchie Valens R.C.	10736 Laurel Canyon Blvd, Pacoima, CA 91331	Valley	7
65	Rose Hill R.C.	4530 Mercury Ave., Los Angeles, CA 90032	Metro	14
66	Rosecrans R.C.	840 W. 149th St., Gardena, CA 90247	Pacific	15
67	Ross Snyder R.C.	1501 East 41st St., Los Angeles, CA 90011	Pacific	9
68	Seoul International Park	3250 San Marino St., Los Angeles, CA 90006	Pacific	10
69	Sepulveda R.C.	8825 Kester Ave., Panorama City 91405	Valley	6
70	Shatto R.C.	3191 West 4th St, Los Angeles, CA 90020	Metro	10
71	Slauson R.C.	5306 S. Compton Ave., Los Angeles, CA 90011	Pacific	9
72	South Park R.C.	345 East 51st St., Los Angeles, CA 90011	Pacific	9
73	South Seas House	2301 West 24th St., Los Angeles CA 90018	Metro	10
74	St. Andrews R.C.	8701 Saint Andrews Place, Los Angeles, CA 90047	Pacific	8
75	State Street R.C.	716 North State St., Los Angeles, CA 90033	Metro	14
76	Stonehurst R.C.	9901 Dronfield St., Sun Valley, CA 91352	Valley	7
77	Sun Valley R.C.	8133 Vineland Ave., Sun Valley, CA 91352	Valley	6
78	Sunland R.C.	8651 Foothill Blvd, Sunland, CA 91040	Valley	7
79	Sylmar Park R.C.	13109 Borden Ave, Los Angeles, CA 91342	Valley	7
80	Toberman R.C.	1725 Toberman St., Los Angeles, CA 90015	Metro	1
81	Trinity R.C.	2415 Trinity St., Los Angeles, CA 90011	Pacific	9
82	Valley Plaza	12240 Archwood St., North Hollywood, CA 91606	Valley	2
83	Van Ness R.C.	5720 2nd Avenue, Los Angeles, CA 90043	Pacific	8
84	Van Nuys R.C.	14301 Vanowen St., Van Nuys, CA 91405	Valley	6
85	Victory-Vineland R.C.	11117 Victory Blvd., North Hollywood, CA 91606	Valley	2
86	Vineyard R.C.	2942 Vineyard Ave, Los Angeles, CA 90016	Pacific	10
87	Wabash R.C.	2765 Wabash Ave, Los Angeles, CA 90033	Metro	14
88	Wilmington R.C.	325 N. Neptune Ave., Wilmington, CA 90744	Pacific	15
89	Winnetka R.C.	8401 Winnetka Ave., Winnetka, CA 91306	Valley	3
90	Yucca Park Community Center	6671 Yucca St., Los Angeles, CA 90028	Metro	13

RECREATION CENTERS - Non pre-qualified (Adaptive & Signature Sports)

	Facility	Address	Region	CD
1	Balboa Sports Complex	17015 Burbank Blvd., Encino, CA 91316	Valley	6
2	Barrington R.C.	333 S. Barrington Ave., Los Angeles, CA 90049	Valley	11
3	Bogdanovich R.C.	1920 Cumbre Drive, San Pedro, CA 90732	Pacific	15
4	Branford R.C.	13306 Branford St., Arleta, CA 91331	Valley	6
5	Carlin G. Smith R.C.	511 West Ave 46, Los Angeles, CA 90065	Metro	1
6	Chatsworth Park South	22360 Devonshire St., Chatsworth, CA 91311	Valley	12
7	Cheviot Hills R.C.	2551 Motor Ave., Los Angeles, CA 90064	Valley	5
8	Crestwood Hills R.C.	1000 Hanley Ave., Los Angeles, CA 90049	Valley	11
9	Culver Slauson R.C.	5072 S. Slauson Ave., Culver City, CA 90230	Pacific	11
10	Eagle Rock R.C.	1100 Eagle Vista Dr., Los Angeles, CA 90041	Metro	14
11	Encino Community Center	4935 Balboa Blvd, Encino, CA 91316	Valley	4
12	Lakeview Terrace R.C.	11075 Foothill Blvd, Lakeview Terrace, CA 91342	Valley	7
13	Mar Vista R.C.	11430 Woodbine Ave., Los Angeles, CA 90066	Valley	11

LIST OF PREQUALIFIED AND NON PREQUALIFIED SITES - REC CENTERS AND AQUATICS

Aug-24

14	Mason Park R.C.	10500 Mason Ave, Chatsworth, CA 91311	Valley	12
15	Montecito Heights R.C.	4545 Homer St., Los Angeles, CA 90031	Metro	1
16	Northridge R.C.	18300 Lemarsh St., Northridge, CA 91324	Valley	12
17	Oakwood R.C.	767 California Ave, Venice, CA 90291	Valley	11
18	Palisades R.C.	851 Alma Real Dr., Pacific Palisades, CA 90272	Valley	11
19	Palms R.C.	2950 Overland Ave., Los Angeles, CA 90064	Valley	5
20	Pan Pacific Park R.C.	7600 Beverly Blvd., Los Angeles, CA 90036	Metro	5
21	Peck Park Community Center	560 North Western Ave., San Pedro, CA 90732	Pacific	15
22	Penmar R.C.	1341 Lake St, Los Angeles, CA 90291	Valley	11
23	Ramona Hall	4580 N. Figueroa St., Los Angeles, CA 90065	Metro	1
24	Robertson R.C.	1641 Preuss Rd., Los Angeles, CA 90035	Pacific	5
25	Rustic Canyon R.C.	601 Latimer Rd., Santa Monica, CA 90402	Valley	11
26	Shadow Ranch R.C.	22633 Vanowen St, West Hills, CA 91307	Valley	12
27	Silver Lake R.C.	1850 West Silver Lake Dr., Los Angeles, CA 90026	Metro	13
28	Stoner R.C.	1835 Stoner Ave., Los Angeles, CA 90025	Valley	11
29	Studio City R.C.	12621 Rye St., Studio City, CA 91604	Valley	4
30	Tarzana R.C.	5655 Vanalden Ave., Tarzana, CA 91356	Valley	3
31	Van Nuys Sherman Oaks R.C.	14201 Huston St., Sherman Oaks, CA 91423	Valley	4
32	Westchester R.C.	7000 W. Manchester Ave., Los Angeles, CA 90045	Pacific	11
33	Westwood R.C.	1350 S. Sepulveda Blvd, Los Angeles, CA 90025	Valley	5
34	Woodland Hills R.C.	5858 Shoup Ave., Woodland Hills, CA 91367	Valley	3
35	Yosemite R.C.	1840 Yosemite Dr., Los Angeles, CA 90041	Metro	14

AQUATICS - Pre-qualified				
	Facility	Address	Region	CD
1	109th Pool	1500 E. 109th St., Los Angeles, CA 90059	Pacific	15
2	Algin Sutton Pool	8800 S. Hoover St., Los Angeles, CA 90044	Pacific	8
3	Banning Pool	1450 N. Avalon Blvd., Wilmington, CA 90744	Pacific	15
4	Celes King III Pool	5001 Rodeo Rd, Los Angeles, CA 90016	Pacific	10
5	Central Pool	1357 East 22nd St., Los Angeles, CA 90011	Pacific	9
6	Costello Pool	3121 E. Olympic Blvd., Los Angeles, CA 90023	Metro	14
7	Downey Pool	1775 N. Spring St., Los Angeles, CA 90031	Metro	1
8	Echo Deep Pool	1419 Colton St., Los Angeles, CA 90026	Metro	1
9	EG Roberts Pool	4526 W. Pico Blvd., Los Angeles, CA 90019	Pacific	10
10	Fernangeles Pool	8851 Laurel Canyon Blvd, Sun Valley, CA 91352	Valley	6
11	Fremont Pool	7630 Towne Ave., Los Angeles, CA 90003	Pacific	9
12	Glassell Pool	3650 Verdugo Rd., Los Angeles, CA 90065	Metro	1
13	Granada Hills Pool	16730 Chatsworth St., Granada Hills, CA 91344	Valley	12
14	Green Meadows Pool	431 E. 89th St., Los Angeles, CA 90003	Pacific	9
15	Harbor Pool	1221 N. Figueroa Pl., Wilmington, CA 90744	Pacific	15
16	Hey Rookie Pool	3601 S. Gaffey St., San Pedro, CA 90731	Pacific	15
17	Highland Pool	6150 N. Piedmont Avenue, Los Angeles, CA 90042	Metro	14
18	Hollywood Pool	1122 Cole Ave., Los Angeles, CA 90038	Pacific	13
19	Hubert Humphrey Pool	12560 Filmore St., Pacoima, CA 91331	Valley	7
20	Jackie Tatum/Harvard Pool	6120 Denker St., Los Angeles, CA 90047	Pacific	8
21	John C. Argue Swim Stadium	3980 Bill Robertson Lane, Los Angeles, CA 90037	Expo	9
22	Lanark Pool	21817 Strathern St., Canoga Park, CA 91304	Valley	3
23	Lincoln Pool	3501 Valley Blvd, Los Angeles, CA 90031	Metro	14
24	North Hollywood Pool	5301 Tujunga Ave., North Hollywood, CA 91601	Valley	2
25	Pecan Pool	120 S. Gless St., Los Angeles, CA 90033	Metro	14
26	Reseda Pool	18411 Victory Blvd, Reseda, CA 91335	Valley	3
27	Richard Alatorre Pool	4721 Klamath St., Los Angeles, CA 90032	Metro	14
28	Ritchie Valens Pool	10731 Laurel Canyon Blvd., Pacoima, CA 91331	Valley	7
29	Roosevelt Pool	456 S. Mathews St., Los Angeles, CA 90033	Metro	14

LIST OF PREQUALIFIED AND NON PREQUALIFIED SITES - REC CENTERS AND AQUATICS

Aug-24

30	Ross Snyder Pool	1501 East 41st St., Los Angeles, CA 90011	Pacific	9
31	Sepulveda Pool	8737 Kester Ave., Panorama City, CA 91402	Valley	6
32	South Park Pool	345 East 51st St., Los Angeles, CA 90011	Pacific	9
33	Sun Valley Pool	8123 Vineland Ave., Sun Valley, CA 91352	Valley	6
34	Sylmar Pool	13109 Borden Ave, Los Angeles, CA 91342	Valley	7
35	Valley Plaza Pool	6715 Laurelgrove Ave., North Hollywood, CA 91606	Valley	2
36	Van Ness Pool	5720 2nd Avenue, Los Angeles, CA 90043	Pacific	8
37	Verdugo Hills Pool	10654 Irma Ave., Tujunga, CA 91042	Valley	7

AQUATICS - Non pre-qualified (Adaptive & Signature Sports)

	Facility	Address	Region	CD
1	Cheviot Hills Pool	2693 Motor Ave., Los Angeles, CA 90064	Pacific	5
2	Cleveland Pool	8120 Vanalden Ave., Reseda, CA 91335	Valley	4
3	Griffith Park Pool	3401 Riverside Dr., Los Angeles, CA 90027	Metro	4
4	LACES Pool	5931 W. 18th St., Los Angeles, CA 90035	Pacific	10
5	Mar Vista Pool	11655 Palms Blvd., Los Angeles, CA 90066	Pacific	11
6	Northridge Pool	10058 Reseda Blvd., Northridge, CA 91324	Valley	12
7	Pan Pacific Park Pool	141 S. Gardner St., Los Angeles, CA 90036	Pacific	5
8	Peck Park Pool	560 N. Western Ave., San Pedro, CA 90732	Pacific	15
9	Rustic Canyon Pool	601 Latimer Rd., Pacific Palisades, CA 90402	Pacific	11
10	Stoner Park Pool	1835 Stoner Ave., Los Angeles, CA 90025	Pacific	11
11	Van Nuys Sherman Oaks Pool	14021 Huston St., Van Nuys, CA 91423	Valley	4
12	Venice High School Indoor Pool	2490 Walgrove Ave., Los Angeles, CA 90066	Pacific	11
13	Westchester Pool	9100 Lincoln Blvd., Los Angeles, CA 90045	Pacific	11
14	Westwood Pool	1350 Sepulveda Blvd., Los Angeles, CA 90025	Pacific	5
15	Woodland Hills Pool	5858 Shoup Ave., Woodland Hills, CA 91367	Valley	3
16	Yosemite Pool	1840 Yosemite Dr., Los Angeles, CA 90041	Metro	14

DEPARTMENT OF RECREATION
AND PARKS

City of Los Angeles
California

JIMMY KIM
GENERAL MANAGER

MATTHEW RUDNICK
EXECUTIVE OFFICER

CATHIE SANTO DOMINGO
ASSISTANT GENERAL MANAGER

BELINDA JACKSON
ASSISTANT GENERAL MANAGER

BRENDA AGUIRRE
ASSISTANT GENERAL MANAGER

(213) 202-2633

BOARD OF COMMISSIONERS

RENATA SIMRIL
PRESIDENT

LUIS SANCHEZ
VICE PRESIDENT

FIONA HUTTON
MARIE LLOYD
BENNY TRAN

TAKISHA SARDIN
BOARD SECRETARY
(213) 202-2640



KAREN BASS
MAYOR

September 29, 2023

Kathy Carter, Chief Executive Officer
LA 2028
10900 Wilshire Blvd., Suite 700
Los Angeles, CA 90024

Dear Ms. Carter:

This compliance certificate certifies the following matters have been met through reasonable efforts and substantially demonstrate compliance, including:

1. This YSP Project Plan for 2024/2025 constitutes a legal, valid and binding obligation of RAP;
2. The representations and warranties set forth in this compliance certificate are true and correct as of the date of certification and will be true and correct for the duration of the Program Year.
3. RAP has not, and shall not, collect more than \$10 from each Eligible Participant directly for participating in any of the Activities described in the Project Plan. By mutual approval of the parties, this fee may be adjusted over time based on actual costs to RAP or RAP Partner Providers, allowing for increased costs for activities to meet RAP Standards, consistent with meeting Quality Youth Sports Criteria;
4. The YSP Project Plan complies with all requirements of the YSA Agreement;
5. RAP has not entered into, and shall not enter into, any agreement, understanding or arrangement which would grant commercial sponsorship, affiliation or other identification rights of any kind or description with respect to the 2028 Games, LA 2028, the USOPC, the IOC, to any supplier of goods or services or to any other person or entity.
6. RAP does not and shall not discriminate on the basis of race, color, national origin, age, sex, sexual orientation, marital status, creed, religion, citizenship, ancestry or political affiliation; and



Ms. Carter
September 29, 2023
Page 2 of 2

7. No audit, investigation, proceeding or other inquiry known to RAP as of the event date herewith is pending by the Internal Revenue Service, the Franchise Tax Board or the Attorney General of any state with respect to RAP.

Sincerely,

A handwritten signature in black ink, appearing to read 'J/Kim', written in a cursive style.

Jimmy Kim
General Manager